



VACATION RENTAL REGISTRATION

HOW TO ACCESS THE VACATION RENTAL APPLICATION ON LAUDERBUILD

1. Complete the Vacation Rental Application on LauderBuild : <https://aca-prod.accela.com/FTL/Default.aspx>
2. Select “Community Enhancement & Compliance” and “Property Registration and Liens”



3. To access the application, you will need to register for an account or login to an existing account.



VACATION RENTAL REGISTRATION

Home Search Apply City Links Contact

Announcements Reports (7)

Enter search criteria

Notice:
This feature requires you to login. Please login or register to continue.

CLICK HERE TO REGISTER

Register as new user or...

Sign In

USER NAME OR EMAIL*

PASSWORD*
You will be locked out after 6 failed attempts. Use "Forgot Password" link to change password BEFORE lock out.

[Forgot Password?](#)

SIGN IN

Remember me on this device

4. Read and Accept the Terms of Use. Then select "Continue"

Intrusion Detection

For security purposes and to help ensure this service remains available to you, we use special software programs for monitoring network traffic to identify unauthorized attempts to upload or change information, or otherwise to cause damage to this government computer system or Site. These programs collect no information that would directly identify individuals, but they do collect information that could help us identify someone attempting to tamper with this website.

If you use this system or Site, you should understand that all activities may be monitored and recorded. Anyone using this system or Site expressly consents to such monitoring. WARNING - If such monitoring reveals possible evidence or information of criminal or suspicious activity, monitoring records may be provided to law enforcement officials without any prior oral or written notice to you.

Except for authorized law enforcement investigations, we make no other attempts to identify individual users or their usage habits. We only use raw monitoring data for logs for determining trends in usage patterns and in diagnosing system or Site problems.

Indemnity

As a condition of use of the City of Fort Lauderdale's website, the user and/or anyone linking to this Site agrees to indemnify the City of Fort Lauderdale, its Mayor, Commissioners, officers, employees, and agents against any and all liability, expenses (including attorney's fees and court costs) and damages arising out of claims resulting from user's use of this website and/or anyone linking to this Site, including, without limitation, any claims alleging facts that if true would constitute a breach of these terms and conditions stated in this Term of Use and Legal Information.

Jurisdiction

The Terms of Use and Legal Information are governed by the laws of the State of Florida, United States of America (USA). User and/or anyone linking to this Site consents to the exclusive jurisdiction and venue of the courts in Broward County, Florida, USA in all disputes arising out of or relating to the use of this website. The users of the website and/or anyone linking to this Site in jurisdictions outside of Broward County, Florida, consent to the jurisdiction in Broward County, Florida.

Questions, Suggestions or Comments

If you have any questions, suggestions or comments about the information presented here, or if you have any complaints or would like to notify us of any copyrighted or patented materials relating to this Site and/or anyone linking to this Site, please forward them to us at: webmaster@fortlauderdale.gov

Click to Agree

Continue
You must accept the Terms of Use before beginning your application >>



VACATION RENTAL REGISTRATION

5. Select “Property Registration”

The screenshot shows the LauderBuild website interface. At the top right, there are buttons for 'Log Out', 'Register', and a search bar. Below the header is a navigation menu with 'Home', 'Search', 'Apply', 'City Links', and 'Contact'. The main content area displays the question: "Is this regarding landlord, rental or vacant property registration or regarding liens?". Below this question are two buttons: "Property Registration" and "Liens". The "Property Registration" button is highlighted with a red rectangular border. A "← Back" button is located below the selection options.

6. Select “Vacation Rental (Short Term)”



The screenshot shows the LauderBuild website interface. At the top right, there are buttons for 'Log Out', 'Register', and a search bar. Below the header is a navigation menu with 'Home', 'Search', 'Apply', 'City Links', and 'Contact'. The main content area displays the question: "Do you want to register your residential property for long term rentals or for vacation rentals (short-term)?". Below this question are two buttons: "Landlord Registration (Long Term)" and "Vacation Rental (Short Term)". The "Vacation Rental (Short Term)" button is highlighted with a red rectangular border. A "← Back" button is located below the selection options.



VACATION RENTAL REGISTRATION

7. Select application type.
 - a. Select “New Registration” = Unregistered properties
 - b. Select “Renewal Registration” = Renewing a property that is already registered



Log Out Register Search... 
Select Language 
Google Translate

Home Search Apply City Links Contact

Is this a new registration or would you like to renew your existing registration?
NOTE: This application may also require a Business Tax Receipt application.



New Registration >>

Registration Renewal >>

[← Back](#)

8. Click on temporary record number to be taken to your application



Log Out Register Search... 
Select Language 
Google Translate

Home Search Apply City Links Contact

Required Documentation

You may be required to submit specific documents for your permit application. Please visit the [DSD Documents & Forms](#) page to view and download available forms.

Vacation Rental Registry Application

Your temporary record has been created. Click [Vacation Rental Registry Application \(25TMP-011973\)](#) to continue your submission or you can return to the Home page to start another application. Your temporary records will be available on your **LauderBuild Dashboard** under **Work in progress**. Click **Resume Application** to continue with your submission.