

MAINTENANCE OF TRAFFIC (MOT) FORM

SECTION 1: APPLICANT INFORMATION

Applicant Name: Amber Cabrera Applicant Phone: 954-828-6174
 Applicant Email: amcabrera@fortlauderdale.gov
 Applicant Address: 101 NE 3rd Ave Suite 2100 Fort Lauderdale FL 33301
(Address, City, State, Zip Code)
 City Project Manager (if applicable): Amber Cabrera Phone: 9547366601
 Agency responsible for this project: City County FDOT Other: _____
 On-site/Emergency Contact Phone: Phillip Karman (321) 508-6318

MOT APPROVAL
CITY OF FORT LAUDERDALE
TRANSPORTATION AND MOBILITY

SECTION 2: PROJECT INFORMATION

ENG Permit # (obtain from Department of Sustainable Development (DSD)): Special Event
 Project Name: North Beach Shoppes Arts & Crafts Festival
 Project Address: NE 32 St & NE 33 ST between A1A and NE 33 Ave/NE 32 Ave
(Address, City, State, Zip Code)

Specific Dates and Times Requested for MOT Implementation:

Please identify a start date that is at least two weeks from the submittal date. The approval of an MOT application may require up to two weeks from the time that all required documents are received by TAM staff.

Begin Date: 2/15/25 Begin Time: 6am
 End Date: 2/16/25 End Time: 5pm

SECTION 3: PROJECT DETAILS

Partial or Shoulder Closure Daily Setup/ Breakdown YES NO
 Full Road Closure (detour): Under 72 Hours Using Crane in ROW* YES NO
 Sidewalk Closure: Under 72 Hours Parking Meters Impacted* YES NO
 Full Road/Sidewalk Closure: More than 72 Hours

*Crane and parking meter mitigation must be done prior to MOT approval. Please refer to the MOT Guidelines for crane definitions.

SECTION 4: TYPE OF WORK DESCRIPTION

Please make sure to include the following information in the description:

- List the names of affected streets and the nearest intersection. Use complete street names, including directionals.
- Describe the nature of the construction and any phasing plans. A separate MOT application is required for each phase.
- Describe any specific safety hazards that the work may produce during construction (i.e., large holes, etc.).

NE 32nd St, NE 33rd St between N Ocean Blvd and NE 33rd Ave.
NE 33rd Ave Between NE 32nd St and NE 33rd St.

SECTION 5: FDOT DESIGN STANDARD INDEX DRAWING NUMBERS/MUTCD TYPICAL APPLICATION

(State which FDOT Standard Index 600 series will be followed. The indexes must include the north arrow and the names of the main and cross streets. Also, state whether trenches will be covered or backfilled during non-working hours.)

TA-20, TA-19, 600

MAINTENANCE OF TRAFFIC (MOT) FORM

SECTION 6: MOT DESCRIPTION

Please make sure to include the following information in the description:

- List the lanes that will be open and closed on each street and describe any necessary detours in detail. If detours are not required, please state that below.
- State if flagmen will be provided.
- State if the MOT will be continuous or intermittent. If intermittent, state the times of the day the MOT will be in effect.
- State any other special considerations related to this request.

MOT APPROVAL
CITY OF FORT LAUDERDALE
TRANSPORTATION AND MOBILITY

NE 32 St & NE 33 St will be closed between A1A and NE 33 Ave. NE 33 Ave will be closed between NE 32 St and NeE33 St Blvd. Vehicles will be detoured to A1A, NE 34 St, NE 32 Ave, and Oakland Park Blvd. MOT will be continuous during event hours

SECTION 7: MOT FORM CHECKLIST (Provide one copy of each attachment.)

- Completed Required Signatures Form
- Certification(s) for Traffic Control Technician or Traffic Control Supervisor must be embedded on MOT plans along with FDOT indexes/MUTCD documents
- Color aerial(s)/MOT Plan with index overlay
- County and State approvals (if required)
- Crane and Parking Mitigation (if required)
- Plan of work (optional, but preferred)
- FDOT Index MUTCD Reference Drawing(s)

SECTION 8: ADDITIONAL COMMENTS

Please Note: The approval of an MOT application may require up to two weeks from the time that all required documents in the checklist above are received by TAM staff. Any rejected MOT submittal that is corrected and sent back will be considered a new submittal, which may require up to two additional weeks to approve. Additional time may be needed for more complex plans or plans requiring additional coordination/information.

In signing this application, I understand that separate City and/or County and/or State permits may be required for this project. Furthermore, I am aware that I am responsible for ensuring that the project is completed in accordance with the plans and specifications as stipulated in the permit approval condition.

Amber Cabrera
(APPLICANT SIGNATURE)

Amber Cabrera
(PRINT NAME/TITLE)

12/11/24
(DATE SIGNED)


As a consideration for the permission granted herein, Amber Cabrera (APPLICANT) agrees to indemnify and hold harmless the City of Fort Lauderdale for any damages, claims, or injuries that may result from the MOT plan approved under the PERMIT.

City of Fort Lauderdale
(NAME OF COMPANY)

BY: _____
(COMPANY AUTHORIZED AGENT)

REQUIRED SIGNATURES FORM

Applicant must collect all required signatures. To expedite processing, individual signatures may be obtained and submitted to MOT@fortlauderdale.gov separately on this page. All signatures and comments must be submitted before two-week review process begins.

<p style="font-size: 1.5em; font-weight: bold;">M. Ferrer</p> <p>Print Name</p>	 <p>Signature</p>	<p style="font-size: 1.5em; font-weight: bold;">2/14/25</p> <p>(Date)</p>
<p>Police Department 1300 W. Broward Boulevard Tel: 954-828-5477 <i>Call for Appointment</i></p> <p>*Required only if MOT includes a detour for any direction of travel.</p>		
<p>Katie Williams</p> <p>Print Name</p>	<p>Katie Williams</p> <p>Signature</p>	<p>2/14/25</p> <p>(Date)</p>
<p>Fire Rescue Department 528 N.W. 2nd Street Tel: 954-828-6800 <i>Call for Appointment</i></p> <p>*Required only if MOT includes a detour for any direction of travel.</p>		
<p>_____</p> <p>Print Name</p>	<p>_____</p> <p>Signature</p>	<p>_____</p> <p>(Date)</p>
<p>Broward County Traffic Engineering Division 2300 W. Commercial Boulevard Tel: 954-847-2653 <i>Call for Appointment. Walk-ins NOT accepted.</i></p> <p>*Required only if MOT/detour affects Broward County road or intersection.</p>		
<p>After all applicable signatures are collected, applicant should submit the MOT plan and this routing form to the Transportation and Mobility Department at mot@fortlauderdale.gov.</p>		
<p>OFFICE USE ONLY</p>		
<p>Department Director's Signature (requested by City staff if required)</p>		
<p>_____</p> <p>Print Name</p>	<p>_____</p> <p>Signature</p>	<p>_____</p> <p>(Date)</p>
<p>Transportation and Mobility Department 290 N.E. 3rd Avenue Tel: 954- 828-4997 Email: MOT@fortlauderdale.gov <i>Call for Appointment. Walk-ins and hard copies NOT accepted.</i></p>		
<p style="font-size: 1.2em; font-family: cursive;">Morgan Dunn</p> <p>Signature</p>	<p>Transportation and Mobility Department Ben Rogers, Director</p>	<p>2/14/25</p> <p>(Date)</p>

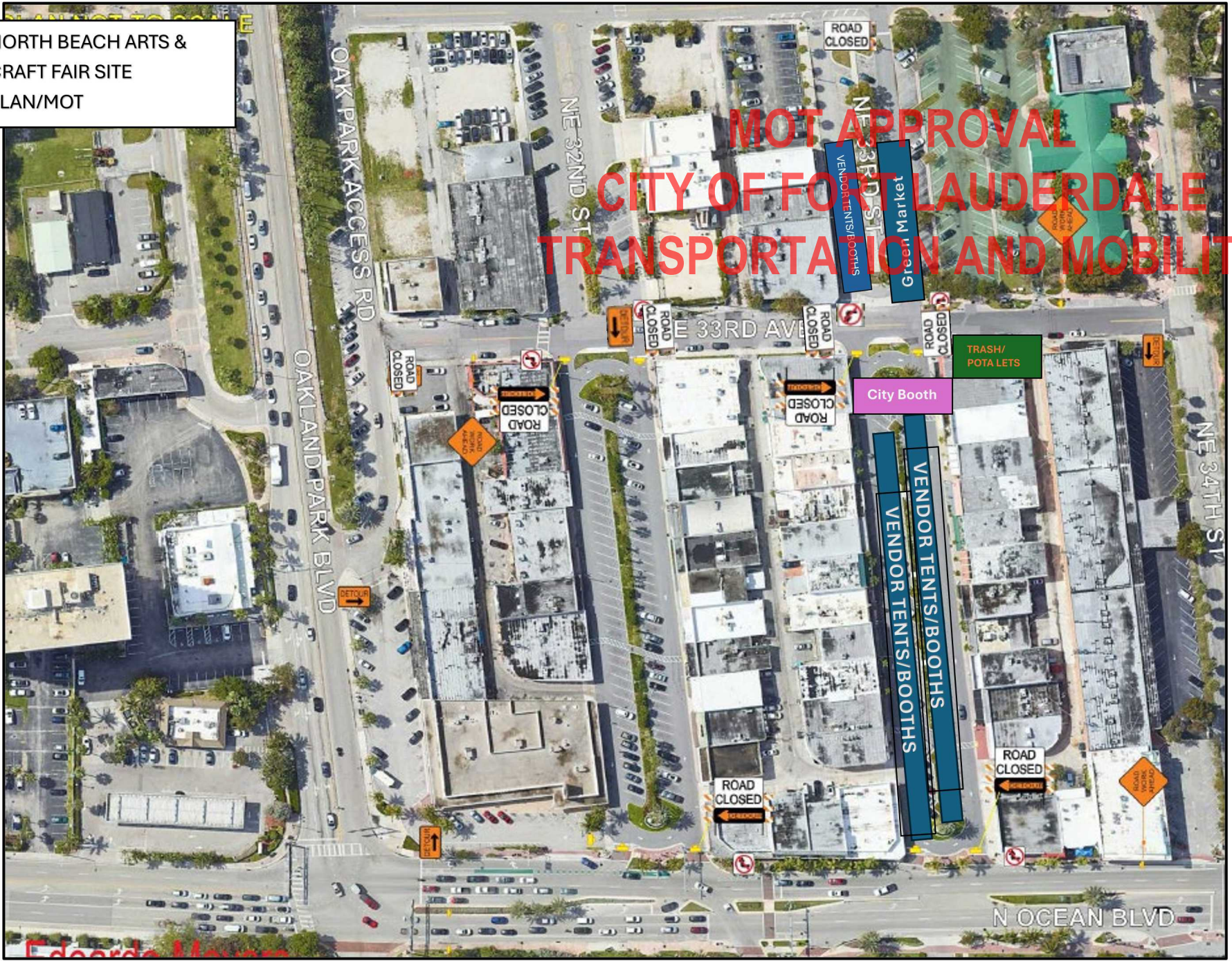
A copy of the final permit and this MOT form shall be kept on site and be made available to the City inspector at all times.

Traffic modifications required for special events shall be coordinated through the Parks and Recreation's Special Events Department. Please call 954-828-4349 or email BHenry@fortlauderdale.gov.

MOT plans for City Capital Improvement Projects shall be coordinated through the City of Fort Lauderdale Public Works Department. Please call 954-828-5772 or email ralvarez@fortlauderdale.gov.

NORTH BEACH ARTS &
CRAFT FAIR SITE
PLAN/MOT

MOT APPROVAL
CITY OF FORT LAUDERDALE
TRANSPORTATION AND MOBILITY



Notes for Figure 6H-19—Typical Application 19
Detour for One Travel Direction

Guidance:

1. *This plan should be used for streets without posted route numbers.*
2. *On multi-lane streets, Detour signs with an Advance Turn Arrow should be used in advance of a turn.*

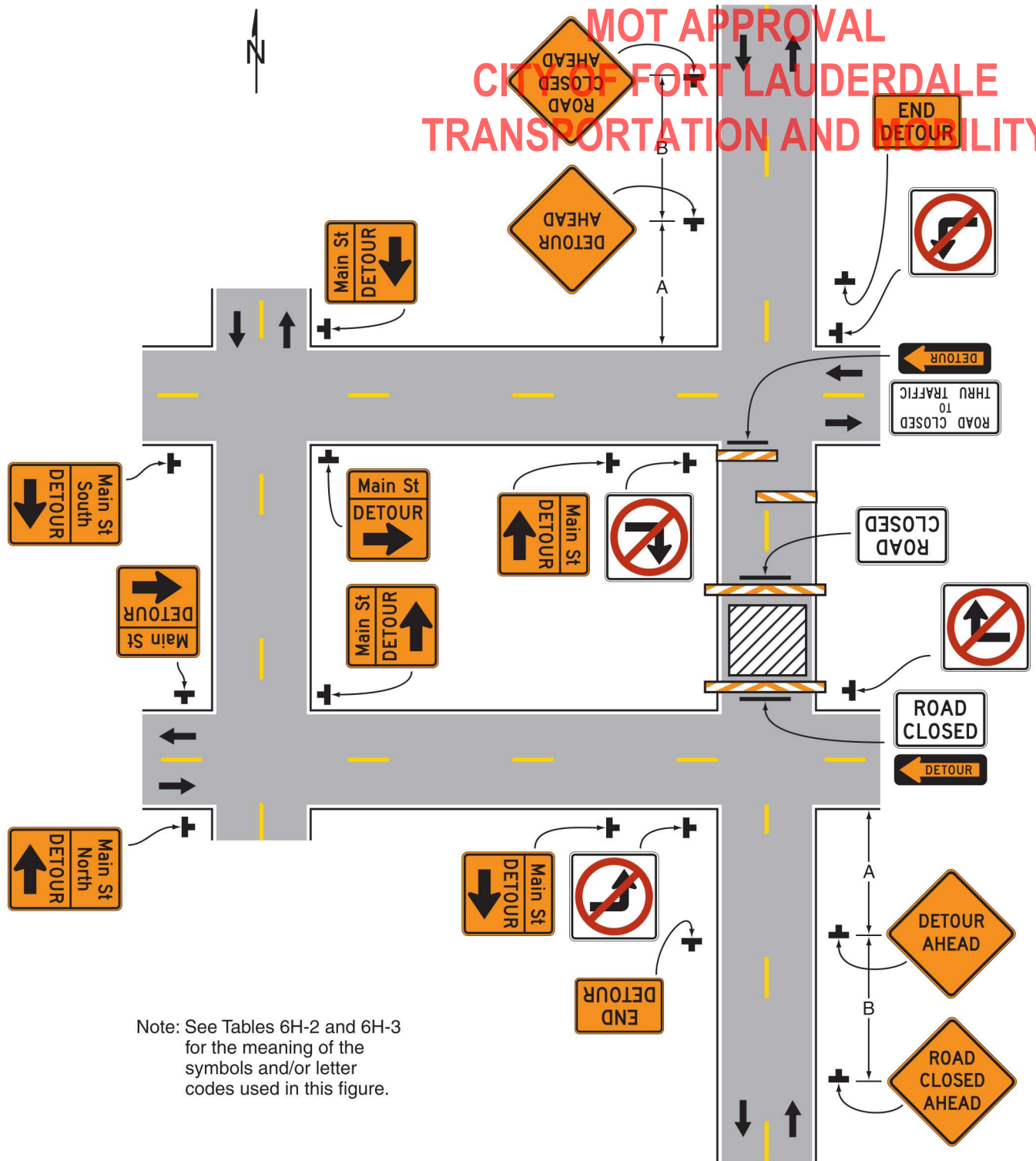
Option:

3. The STREET CLOSED legend may be used in place of ROAD CLOSED.
4. Additional DO NOT ENTER signs may be used at intersections with intervening streets.
5. Warning lights may be used on Type 3 Barricades.
6. Detour signs may be located on the far side of intersections.
7. A Street Name sign may be mounted with the Detour sign. The Street Name sign may be either white on green or black on orange.

Standard:

- 8. When used, the Street Name sign shall be placed above the Detour sign.**

Figure 6H-20. Detour for a Closed Street (TA-20)



Note: See Tables 6H-2 and 6H-3 for the meaning of the symbols and/or letter codes used in this figure.

Typical Application 20