



CITY OF FORT LAUDERDALE

APPROVED

**BUDGET ADVISORY BOARD MEETING
CITY OF FORT LAUDERDALE
JANUARY 18, 2023 – 5:00 P.M.
8TH FLOOR CONFERENCE ROOM
100 NORTH ANDREWS AVENUE
FORT LAUDERDALE, FL 33301**

Board Member	Attendance	10/2022 through 9/2023 Cumulative Attendance	
		Present	Absent
Brian Donaldson, Chair	P	2	0
Jeff Lowe, Vice Chair	P	2	0
William Brown [via Zoom]	P	1	1
Ross Cammarata	P	2	0
Ronald Goff	P	2	0
Christian Macellari	A	1	1
Michael Marshall	P	2	0
Prabhuling Patel	P	2	0

Staff

Greg Chavarria, City Manager
Anthony Fajardo, Assistant City Manager
Christopher Cooper, Director, Development Services
Porshia Williams, Deputy Director, Development Services
Stephen Gollan, Fire Rescue Chief
Tamecka McKay, Director of Information Technology Services
Linda Short, Finance Director
Laura Reece, Director, Office of Management and Budget
Michael Dudley, Principal Budget and Management Analyst
Glenn McCormick, Senior Budget and Management Analyst
Charmaine Crawford, OMB Department and Board Liaison
Jamie Opperee, Prototype Inc. Recording Secretary

Communications to the City Commission

None

I. Call to Order

The meeting of the Budget Advisory Board was called to order at 5:01 p.m.

Motion made by Mr. Cammarata, seconded by Chair Donaldson, to allow Mr. Brown to attend the meeting via Zoom. In a voice vote, motion passed unanimously.

II. Roll Call

Roll was called, and it was determined a quorum was present.

III. Approval of Last Meeting Minutes – November 16, 2022

Motion made by Mr. Lowe, seconded by Mr. Patel to approve the minutes of the Board's November 16, 2022 meeting. In a voice vote, motion passed unanimously.

IV. Floor Open for Neighbor Input

None

V. Old Business

None

VI. New Business

A. Introduction of Newly Appointed Department Directors

1. Christopher Cooper, Director of Development Services

Mr. Cooper said he had been with the City for five years. He introduced Porshia Williams, Deputy Director of Development Services. Mr. Cooper said he looked forward to working with the Board.

2. Linda Short, Director of Finance

Ms. Short said she had been with the City for 10 years and had 30 years of finance experience. She said she would provide the Board with any information they needed.

3. Stephen Gollan, Fire Rescue Chief

Chief Gollan said he had been with the City for 17 years and had run the Broward Fire Academy for several years. He said he looked forward to working with the Board.

4. Tamecka McKay, Director of Information Technology Services

Ms. McKay said she had worked for the Town of Davie for 15 years and the Broward County School Board for four years. She had joined Fort Lauderdale two years ago. She said she was looking forward to leveraging technology to enhance public service delivery.

Mr. Chavarria said they were conducting public outreach on the water treatment plant by calling everyone in the City. He anticipated presenting the proposal to the City Commission on February 17. Mr. Chavarria said they were still negotiating with Moss Construction regarding the new Police Headquarters.

Mr. Chavarria invited Board members to attend the City Commission goal setting session on January 26 at 9 AM at the YMCA. Ms. Reece said the agenda for the goal setting session would be on the City's website.

Mr. Chavarria said aside from today's virtual Town Hall, the City would host two other public meetings on the new water treatment plant. The next was a joint meeting with the Infrastructure Task Force on January 24 at 11:30 AM.

Mr. Chavarria said the water rates were expected to increase 139% in ten years for the average user. Higher usage properties would see more of an increase.

B. Capital Projects Funding Needs - General Fund

Ms. Reece and Mr. Dudley provided a Power Point presentation, a copy of which is attached to these minutes for the public record.

Chief Gollan described the location for the temporary and new Fire Station 13 at Birch State Park. The new Station had been designed to anticipate future growth. Mr. Brown asked about possible cost overruns because of construction delays and inflation and Mr. Chavarria noted that prices were leveling off and they would know more once the design was complete. There were also federal funds they could pursue to help. Ms. Reece said they had set aside \$2.7 million for capital project cost overruns as part of the adopted budget.

Mr. Chavarria said the Police Headquarters was now \$42 million over the bond and Ms. Reece stated Ms. Susan Grant, Assistant City Manager was exploring different financing options. Mr. Chavarria noted they would realize some efficiencies with office facilities being built by the pickleball proposer. This would help transition Police staff to the new site. It would also allow the City Commission to consider using the existing Police Headquarters land for redevelopment or a long-term lease.

Regarding sidewalk repair, Mr. Fajardo explained that the City Attorney had opined that liability for City property could not be transferred to property owners. Homeowners were responsible for upkeep of sidewalks and the swale area, but if the sidewalk were damaged by tree root uplift or cracking, the City was responsible for repairs.

Mr. Patel asked about the South Ocean Drive Bridge project and said this bridge had been condemned 10 years ago. Mr. Chavarria said that bridge had been inspected and found to be still operable but noted that it was a priority. Ms. Reece said prioritization was based on assessments. The County had agreed to fund the South Ocean Drive Bridge project with transportation surtax funds, which had delayed the project. Ms. Reece said staff was always considering additional means of funding for the capital projects, such as using the fund balance, the transportation surtax, grants, public/private partnerships, a dedicated millage increase, and special assessments.

Chair Donaldson asked about a "minimum payment" guaranteed to the water treatment plant company, regardless of actual water use. Ms. Reece explained that the cost for water became a fixed cost. Conservation would cause the cost to increase by a rate percentage to make up the difference. Mr. Chavarria said the contract was structured for

a guarantee of 50 million gallons per day and actual use was irrelevant. Ms. Reece said the City's rate structure was evaluated periodically. The rate would be adjusted periodically to make sure they were fully recovering costs.

C. City's Grants FY 2022 Year in Review

Glenn McCormick, Senior Budget and Management Analyst, provided a Power Point presentation, a copy of which is attached to these minutes for the public record.

E. Infrastructure Task Force Update

Mr. Marshall said the Infrastructure Task Force had not met since the last BAB meeting. There had been a workshop the previous week with the City Commission, the Infrastructure Task Force and the water plant contractor. The Town Hall meeting later would provide more information.

D. Budget Advisory Board Prior Year Recommendations Matrix Update

Chair Donaldson said they would begin department presentations in March. Their first joint meeting with the City Commission was scheduled for April 18 and they needed to reschedule the April BAB meeting prior to that.

Motion made by Mr. Brown, seconded by Mr. Lowe, to reschedule the April BAB meeting to Tuesday, April 11. In a voice vote, motion passed unanimously.

Chair Donaldson asked Mr. Chavarria to have a discussion with the Broward County Property Appraiser to get an idea of the tax revenue growth for 2022. Mr. Chavarria agreed and said he would consider other data points as well.

Chair Donaldson stated their second joint meeting with the City Commission was scheduled for June 20 and they needed to reschedule the June BAB meeting prior to that.

Motion made by Mr. Cammarata second by Mr. Goff to reschedule the June meeting to Tuesday, June 13. In a voice vote, motion passed unanimously.

Chair Donaldson stated they also needed to reschedule the August meeting.

Motion made by Mr. Marshall second by Mr. Goff to reschedule the August meeting to Tuesday, August 8. In a voice vote, motion passed unanimously.

VII. Communications to/from the City Commission

None

VIII. Board Member Comments

Chair Donaldson requested that the staff presentations focus on key points, not "arbitrary wish lists."

Ms. Reece noted the February agenda was very light.

Motion made by Mr. Patel second by Mr. Goff to cancel the February BAB meeting. In a voice vote, motion passed unanimously.

IX. Adjourn

The meeting was adjourned at 6:27 p.m.



CITY OF FORT LAUDERDALE, FL | FY 2023

GENERAL FUND CAPITAL PROJECT FUNDING NEEDS

January 18, 2023



Community Investment Plan (CIP)



Community Investment Plan (CIP) has a unique and important responsibility to decipher what the community needs to build now and into the future.

Capital Projects	Maintenance Projects
<ul style="list-style-type: none">• Must have a value of \$50,000 or more	<ul style="list-style-type: none">• Must have a value of \$50,000 or more
<ul style="list-style-type: none">• Have a useful life in excess of 10 years	<ul style="list-style-type: none">• Must be a project that replaces/repairs existing infrastructure, equipment, or facilities (examples include street resurfacing, roof replacements, etc.)
<ul style="list-style-type: none">• Must be classified as a capital asset when placed into service	

Community Investment Plan (CIP)



The methodology utilized to develop the Community Investment Plan includes:

- Needs assessments performed by City staff
- Input from City Commission appointed advisory boards/committees
- Various studies performed by consultants with expertise in their respective discipline

Adopted FY 2023 – FY 2027 Capital Investment Plan (CIP) Funding

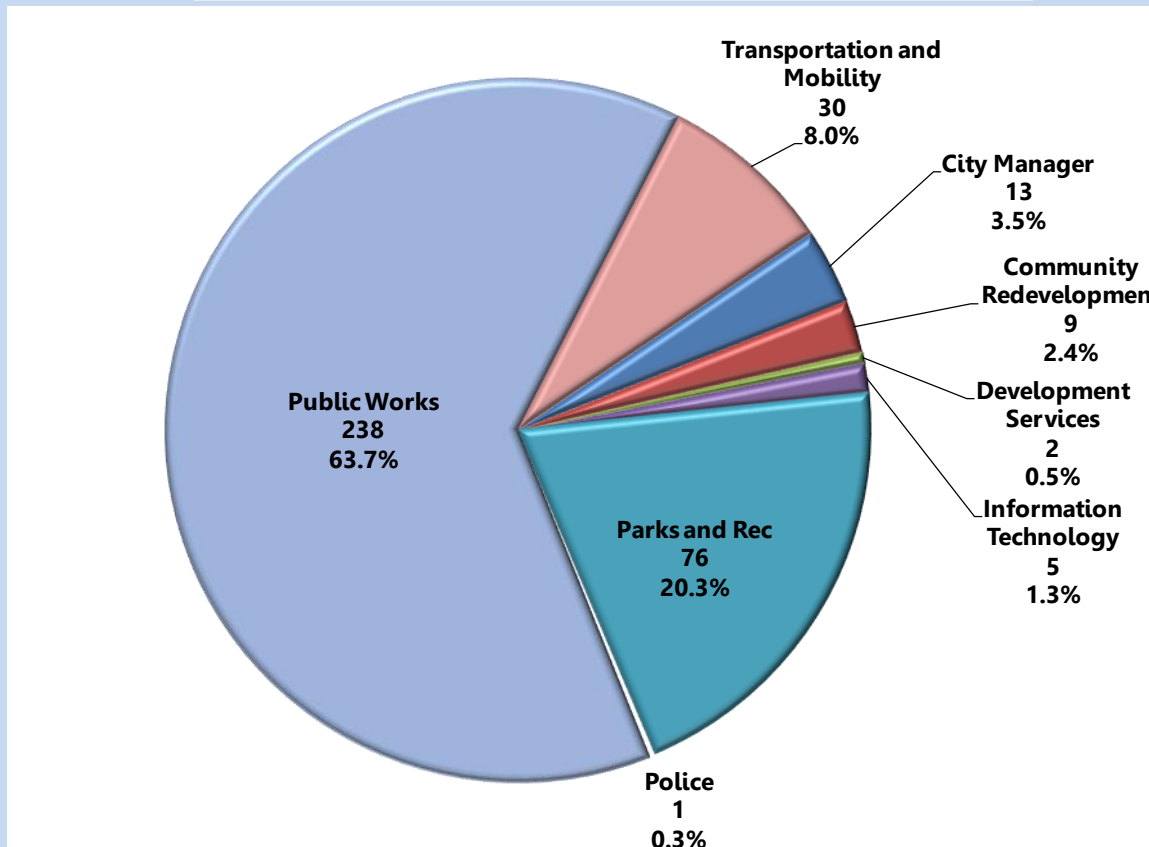


City of Fort Lauderdale Adopted FY 2023 - FY 2027 Community Investment Plan					
FUND	FY 2023	FY 2024	FY 2025	FY 2026	FY 2027
108.Housing and Community Development Grants Total	\$ 500,000	\$ 500,000	\$ 500,000	\$ 500,000	\$ 500,000
129.Miscellaneous Federal/State/County Grants Total	\$ 2,500,000	\$ -	\$ -	\$ -	\$ -
331.General Capital Projects Total	\$ 27,766,528	\$ 16,669,133	\$ 13,453,259	\$ 10,643,006	\$ 10,829,727
332.Gas Tax Total	\$ 1,000,000	\$ 1,000,000	\$ 1,000,000	\$ 1,000,000	\$ 1,000,000
338.Transportation Surtax Fund Total	\$ 7,256,926	\$ 2,762,500	\$ -	\$ -	\$ -
353.GO Bond 2020 Construction - Parks Total	\$ 60,000,000	\$ -	\$ 60,000,000	\$ -	\$ -
409.Sanitation Total	\$ 1,800,000	\$ -	\$ -	\$ -	\$ -
451.Central Regional Wastewater System Total	\$ 15,107,144	\$ 15,596,393	\$ 15,031,827	\$ 15,134,728	\$ 14,778,124
454.Water and Sewer - General Capital Projects Total	\$ 18,059,689	\$ 30,000,000	\$ 30,000,000	\$ 30,000,000	\$ 30,000,000
461.Parking System Total	\$ 5,100,000	\$ 4,646,829	\$ 2,075,000	\$ 2,100,000	\$ 3,100,000
468.Airport Total	\$ 1,295,096	\$ 465,711	\$ 345,300	\$ 896,000	\$ 30,000
470.Stormwater Total	\$ 3,781,913	\$ 4,093,448	\$ 4,089,940	\$ 4,969,834	\$ 4,946,490
473.2019 Stormwater Bonds Construction Total	\$ 130,000,000	\$ -	\$ -	\$ -	\$ -
495.Water & Sewer Master Plan 2017 Total	\$ 140,000,000	\$ -	\$ -	\$ -	\$ -
496.Water & Sewer Regional Master Plan 2017 Total	\$ 60,000,000	\$ -	\$ -	\$ -	\$ -
497.Water Meter Replacement Fund Total	\$ 30,000,000	\$ -	\$ -	\$ -	\$ -
581.Central Services(Information Technology Services) Total	\$ -	\$ 300,000	\$ 300,000	\$ 273,000	\$ 240,400
583.Vehicle Rental (Fleet) Total	\$ 100,000	\$ 100,000	\$ 100,000	\$ 100,000	\$ 100,000
643.Arts and Science District Garage Total	\$ 24,150	\$ -	\$ -	\$ -	\$ -
778.Florida Department of Transportation (FDOT) Total	\$ 5,554,199	\$ 440,711	\$ 52,800	\$ 888,050	\$ 15,000
779.Federal Aviation (FAA) Total	\$ 4,982,942	\$ 7,932,807	\$ 950,400	\$ 16,746,000	\$ 270,000
GRAND TOTAL	\$ 514,828,587	\$ 84,507,532	\$ 127,898,526	\$ 83,250,618	\$ 65,809,741

Open Projects by Department



Total # Project(s)	Total Project Budget
374	\$1,049,411,671



- As of the December 2022 FL2STAT Quarterly Meeting, the Citywide-All Funds Unspent Balance is **\$808,620,117**
- As of the December 2022 FL2STAT Quarterly Meeting, the General Capital Projects Fund Unspent Balance is **\$66,107,143**

FY23-26 General Fund: Key Projects Funded



FY 2023		FY 2025	
Number of Projects Funded	24	Number of Projects Funded	17
Total Amount Funded	\$ 27,766,528	Total Amount Funded	\$ 13,453,259
Key Projects		Key Projects	
Fire Station 13 Replacement	\$ 4,075,604	SE 13th Street Bridge	\$ 2,542,326
City Owned Seawall Restoration	\$ 3,224,439	SE 8th Street Bridge Replacement	\$ 1,936,411
Emergency Medical Sub Station #88	\$ 3,129,153	Las Olas Mobility	\$ 1,500,000
Las Olas Mobility	\$ 3,000,000	Annual Concrete & Paver Stones Contract	\$ 1,500,000
Bridge Restoration	\$ 2,135,733	Bridge Restoration	\$ 1,148,615
FY 2024		FY 2026	
Number of Projects Funded	17	Number of Projects Funded	12
Total Amount Funded	\$ 16,669,133	Total Amount Funded	\$ 10,643,006
Key Projects		Key Projects	
Las Olas Mobility	\$ 2,500,000	SE 13th Street Bridge	\$ 2,654,198
SE 8th Street Bridge Replacement	\$ 2,285,400	Bridge Restoration	\$ 2,094,981
Broward County Segment II Beach Nourishment	\$ 1,993,334	Annual Concrete & Paver Stones Contract	\$ 1,500,000
Annual Concrete & Paver Stones Contract	\$ 1,500,000	Facility Assessment - HVAC Priorities	\$ 1,000,000
NE 1st Street Bridge	\$ 1,300,000	Parker Playhouse Renovation	\$ 700,000

FY27 General Fund: Key Projects Funded



FY 2027	
Number of Projects Funded	14
Total Amount Funded	\$ 10,829,727
Key Projects	
Annual Concrete & Paver Stones Contract	\$ 2,000,000
West Lake Drive Over Diane River Bridge Replacement	\$ 1,906,704
Bridge Restoration	\$ 1,148,615
Facility Assessment - HVAC Priorities	\$ 1,000,000
City-Owned Seawall Restoration and Replacement	\$ 1,000,000
NE 4th Street (US1 to NE 3rd Avenue)	\$ 750,000
Parker Playhouse Renovation	\$ 700,000
Streetlight Improvements	\$ 500,000
Annual Asphalt Resurfacing	\$ 500,000
Facility Assessment - Roofing Priorities	\$ 500,000
Facility Assessment - Exterior Repair /Construct	\$ 250,000
Facility Assessment - Interior Repair/Construction	\$ 250,000
Lifeguard Tower Replacements	\$ 224,408
Bayview Drive North Bike Lanes	\$ 100,000

Unfunded General Fund: Projects by Department



PUBLIC WORKS

Unfunded Projects

Riverwalk South Seawall Replacement	\$ 12,691,280	Annual Asphalt Resurfacing	\$ 2,000,000
City-Owned Seawall Restoration and Replacement	\$ 10,484,100	Galt Ocean Mile Beautification	\$ 942,565
West Lake Drive Over Diane River Bridge Replacement	\$ 2,743,794	Utilities Undergrounding	\$ 623,100
Public Works Joint Facility	\$ 2,332,358	Water Tower Lighting	\$ 548,000
Laguna Terrace over Diane River Bridge Replacement	\$ 2,108,832	City-Wide Pavement Condition Assessment	\$ 180,000

FIRE RESCUE

Unfunded Projects

Temporary Trailer for Ocean Rescue Headquarters	\$ 500,000
---	------------

PARKS & RECREATION

Unfunded Projects

Streetlight Improvements	\$3,412,900
City Hall Elevator Maintenance Upgrade	\$2,851,000

Unfunded General Fund: Projects by Department



TRANSPORTATION & MOBILITY			
Unfunded Projects			
Holiday Park Parking Garage	\$ 22,300,000	Mobility Enhancement for Parks	\$ 800,000
Las Olas Mobility	\$ 9,350,000	Surtax-One-Way Pairs	\$ 500,000
Riverland Road Traffic Calming	\$ 1,350,000	Traffic Flow Improvements	\$ 500,000
Sunrise Lane District Streetscapes	\$ 1,000,000	Shady Banks & Tarpon River Improvements	\$ 270,000
Laudertrail Construction	\$ 1,000,000	Surtax-NW 15th Ave Streetscape	\$ 200,000
Sidewalk Connections	\$ 1,000,000	Traffic Improvements Las Olas Blvd and SE 16th Avenue	\$ 152,223

Potential Financing Sources for these Projects



**Fund
Balance**

**Grants,
Surtax Funds,
Legislative
Appropriations**

**Public Private
Partnerships
(Availability
Payments)**

**Revenue or
General
Obligation Bonds**

**Dedicated
Millage Rate
Increase**

**Special
Assessments**

Office of Management and Budget





City of Fort Lauderdale Grants Program Update January 2023

#WeAreFTL



WHY ARE GRANTS IMPORTANT?

- Provides funding for enhanced programs and services
- Supports the City's Strategic Plan and the City Commission priorities
- Allows City funds to be redirected to other high priority needs such as facilities maintenance, infrastructure improvements, transportation enhancements, and neighbor services

CITYWIDE GRANTS PROGRAM UPDATE


GRANT APPLICATION STRATEGY

Grant Pre-Applications ensure that...

- ❖ Grant Projects (applications) have the City Manager's approval
- ❖ Grants align with the City's Vision and Strategic Plan
- ❖ The City is pursuing its highest priority projects/needs
- ❖ Current Community Investment Plan funded and unfunded projects are prioritized
- ❖ Major conditions and required deliverables are assessed

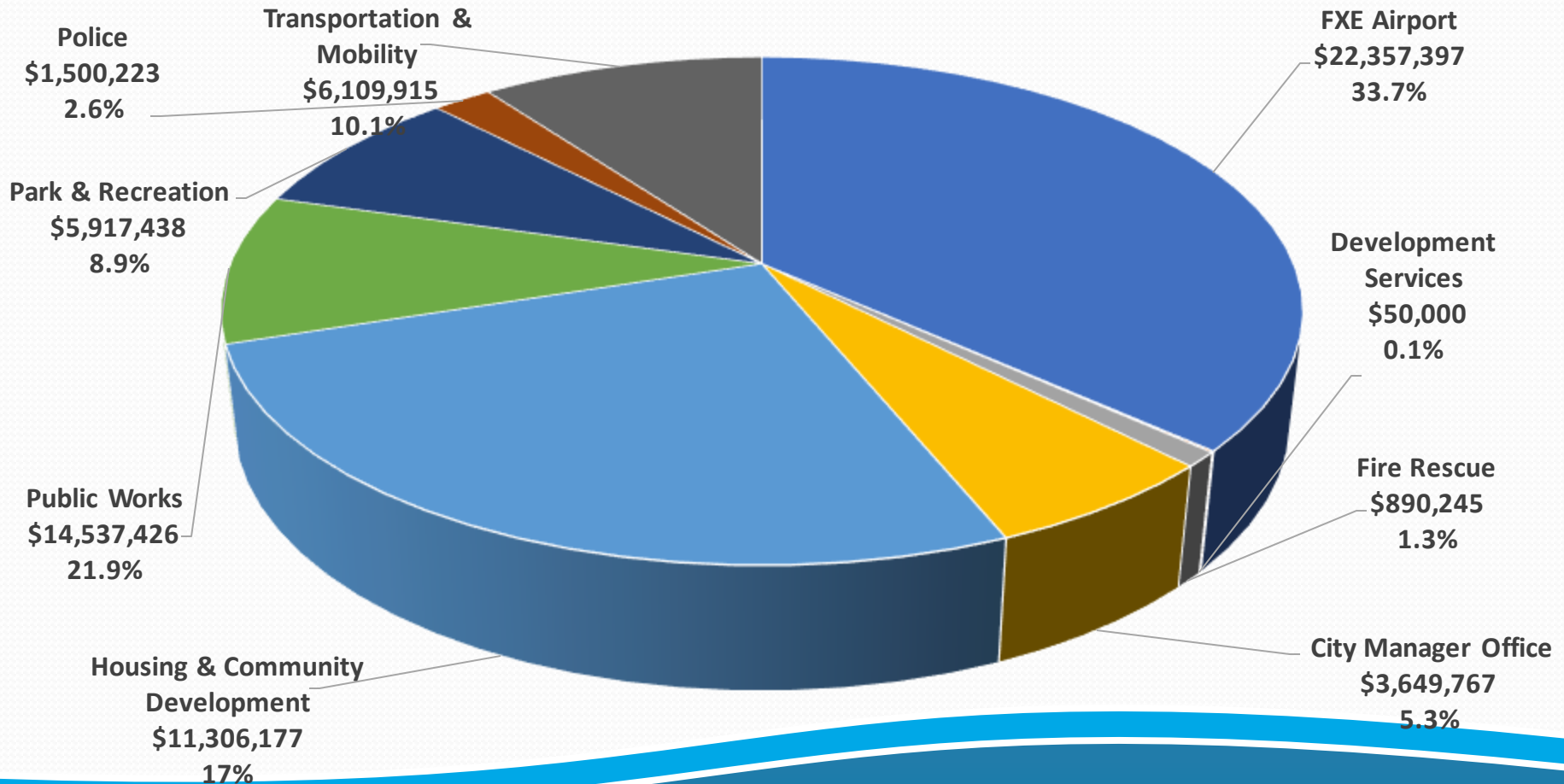
CITYWIDE GRANTS PROGRAM UPDATE

GRANTS SEARCH RESOURCES



CITYWIDE GRANTS PROGRAM UPDATE

GRANT BUDGET - \$66.4 M



CITYWIDE GRANTS PROGRAM UPDATE

Fiscal Year 2022 Grant Award Summary

Grant Award Status	Number of Grants	Amount Requested	Amount Awarded
Awarded*	27	\$16,685,250	\$16,762,586
Not Awarded/Pending Notification	21	\$60,368,046	N/A
Total	48	\$77,053,296	\$16,762,586

*3 of the grants awarded during FY 2022 were applied for in prior fiscal years. The amount awarded for these grants represents \$11.2 million of the total amount awarded.

CITYWIDE GRANTS PROGRAM UPDATE

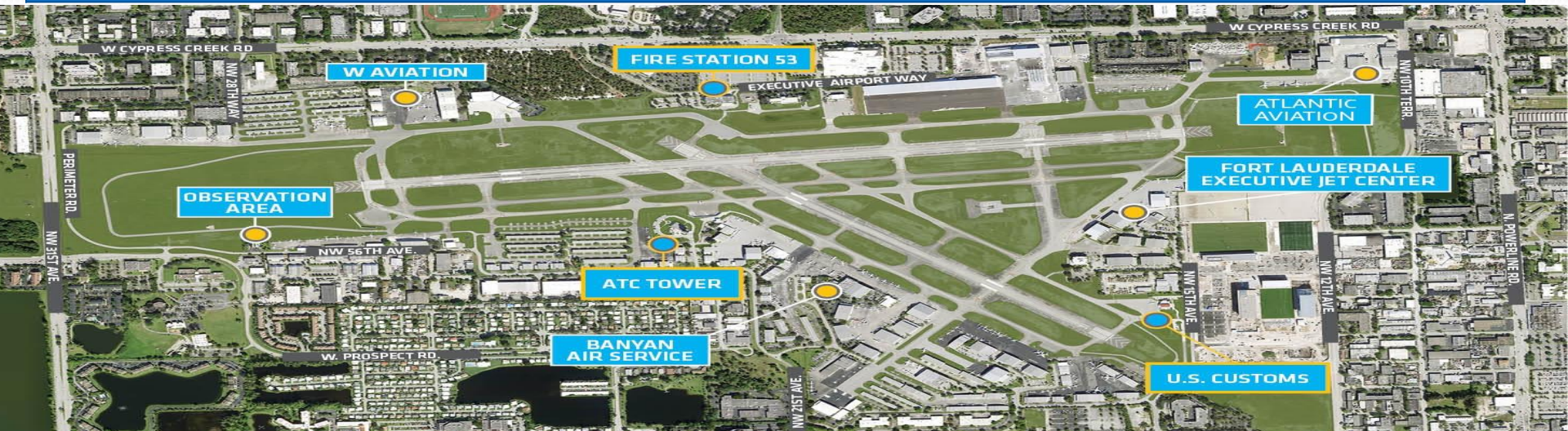
SOURCE OF GRANT FUNDS

Source	Number of Awards	Amount Awarded	Grant Match
Federal	6	\$13,736,509	\$724,830
State	15	\$2,622,404	\$1,306,136
County	4	\$383,003	\$ 5,000
Non-Profit Organizations	2	\$20,670	\$ -
Total	27	\$16,762,586	\$2,035,966

CITYWIDE GRANTS PROGRAM UPDATE

FXE AIRPORT FUNDING

Initiative	Amount Awarded
Construction- Mid-Field Extension	\$1,892,750
Construction Runway 9 Run-up	\$251,830
Runway 1331 Pavement Sealing	\$371,200
Runway 1331 Pavement Rehabilitation Design	\$25,000
Total FXE FY 2022 Grant Funding	\$2,540,789



CITYWIDE GRANTS PROGRAM UPDATE

INFRASTRUCTURE & RESILIENCY FUNDING

Initiative	Amount Awarded
Durrs Neighborhood Stormwater	\$10,500,000
Hendricks Isle Seawalls	\$449,718
NW 21 st Avenue Pipe Rehabilitation	\$750,000
Riverwalk Floating Dock Phase II	\$230,000
Total Infrastructure & Resiliency Grant Funding	\$11,929,718



CITYWIDE GRANTS PROGRAM UPDATE

HIGHLIGHTS OF FY 2022 GRANTS RECEIVED

- The Durrs Neighborhood Stormwater Improvements project - \$10.5 million - Community Development Block Grant Mitigation program via the Florida Department of Economic Opportunity
- Riverwalk Floating Docks Phase II project - \$230,000 - Florida Inland Navigation District's Waterway Assistance Program
- Illegal Gun Crime Reduction Campaign Grant - \$466,263 - U.S. Department of Justice

CITYWIDE GRANTS PROGRAM UPDATE

FIVE YEAR ENTITLEMENT GRANT SUMMARY

HCD Grants	FY 2018	FY 2019	FY 2020	FY 2021	FY 2022
Community Development Block Grants	\$1,580,452	\$1,554,051	\$1,588,589	\$1,574,113	\$1,522,029
HOME Investment Partnership	\$687,807	\$630,675	\$719,537	\$714,352	\$791,858
Housing for People With Aids (HOPWA)	\$7,209,708	\$7,177,985	\$7,114,059	\$7,088,032	\$7,210,033
State Housing Initiatives Partnership (SHIP)	\$234,978	\$248,157	\$ -*	\$1,251,351	\$1,782,257
Total	\$9,712,945	\$9,610,868	\$9,422,185	\$10,627,848	\$11,306,177

*The State did not appropriate funding to the SHIP program in FY 2020

LOOKING FORWARD - FY 2023

- State of Florida – Resiliency and Mitigation Grants
- Federal – Infrastructure, Sustainability and Equity Grant Funding
- Bloomberg Public Art Challenge
- Leveraging Bond Funding as a Match for Complementary Grant Programs



WE BUILD COMMUNITY