



# August 22<sup>nd</sup>, 2022 Meeting


## Backup Materials

### Contents:


- Presentation: LEED for Cities Update {Glen Hadwen, City of Fort Lauderdale}
- Presentation: 2019 Fort Lauderdale Greenhouse Gas Inventory {Glen Hadwen, City of Fort Lauderdale}

# City of Fort Lauderdale LEED for Cities Update

*Sustainability Advisory Board  
August 22, 2022*



Glen Hadwen  
Sustainability Manager  
City of Fort Lauderdale



1

## LEED for Cities Update

- Purpose
- Progress
- Highlights
- Next steps

2

### LEED for Cities Progress

Category	LEED Credit	Possible Points	Likely Points
Integrative Process	Integrative Planning & Leadership	1	1
	Green Building Policy & Incentives	4	1
Natural Systems and Ecology	Ecosystem Assessment	REQ	REQ
	Green Spaces	2	2
	Natural Resources Conservation & Restoration	2	TBD
	Light Pollution Reduction	1	0
	Resilience Planning	4	0
Transportation	Transportation Performance	6	6
	Compact, Mixed Use, Transit Oriented Development	2	TBD
	Access to Quality Transit	1	1
	Alternative Fuel Vehicles	2	0
	Smart Mobility and Transportation Policy	2	TBD
	High-Priority Site	2	TBD

3

### LEED for Cities Progress

Category	LEED Credit	Possible Points	Likely Points
Water Efficiency	Water Access and Quality	REQ	REQ
	Water Performance	6	0
	Integrated Water Management	1	TBD
	Stormwater Management	2	0
Energy and GHG Emissions	Smart Water Systems	2	0
	Power Access, Reliability, and Resiliency	REQ	REQ
	Energy and GHG Emissions Management	14	14
	Energy Efficiency	4	0
	Renewable Energy	6	0
	Low Carbon Energy	4	2
	Grid Harmonization	2	2

4

### LEED for Cities Progress

Category	LEED Credit	Possible Points	Likely Points
Materials and Resources	Solid Waste Management	REQ	REQ
	Waste Performance	4	TBD
	Special Waste Streams Management	1	TBD
	Responsible Sourcing for Infrastructure	2	TBD
	Material Recovery	1	TBD
	Smart Waste Management Systems	2	TBD
Quality of Life	Demographic Assessment	REQ	REQ
	Quality of Life Performance	6	4
	Trend Improvements	4	4
	Distributional Equity	4	TBD
	Environmental Justice	1	TBD
	Housing and Transportation Affordability	2	1
	Civic and Community Engagement	2	0
	Civil and Human Rights	1	TBD

5

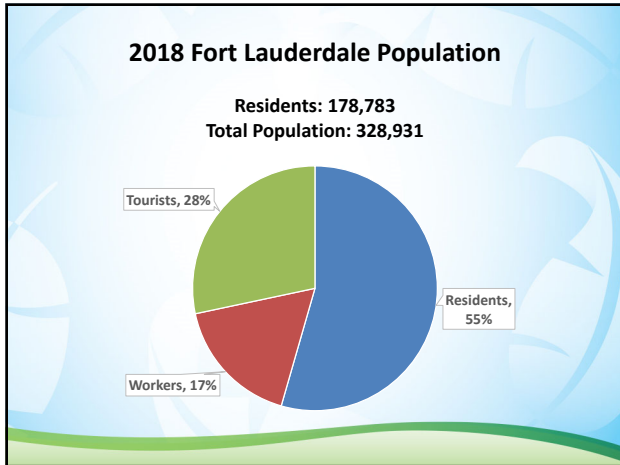
### LEED for Cities Progress

Category	LEED Credit	Possible Points	Likely Points
Innovation	Innovation	6	TBD
Regional Priority	Regional Priority	4	TBD
<b>Total</b>		<b>110</b>	<b>38</b>

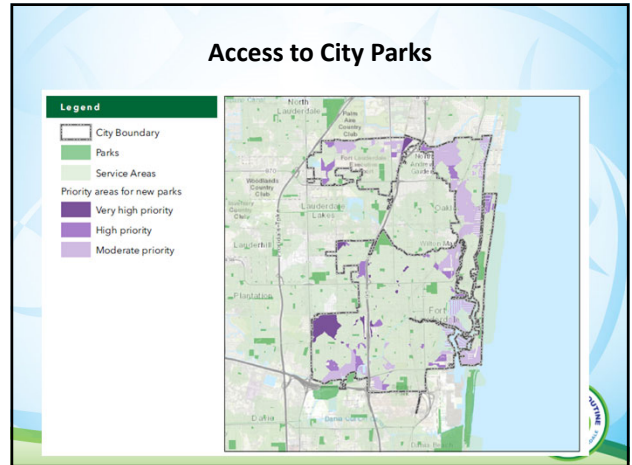
  

Levels	Score
Platinum	80+
Gold	60-79
Silver	50-59
Certified	40-49

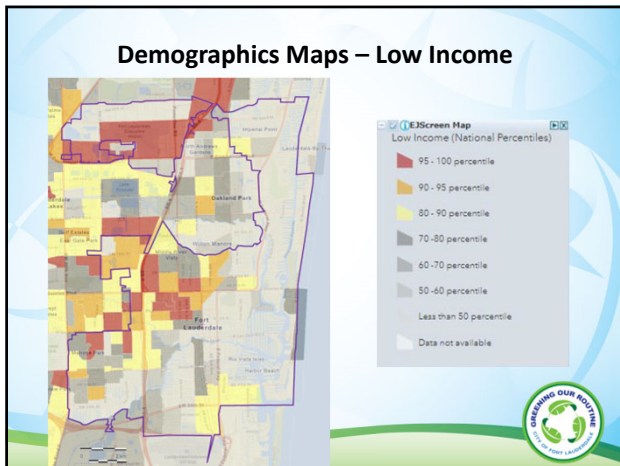
6



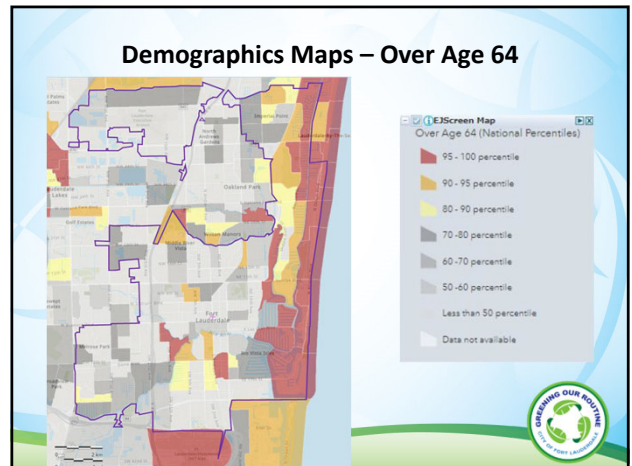
7



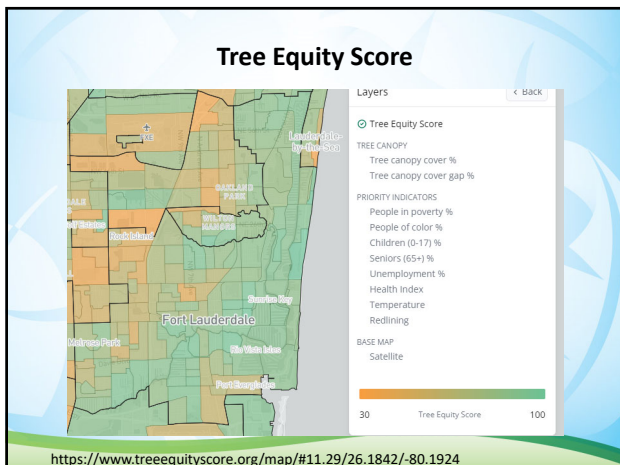
8



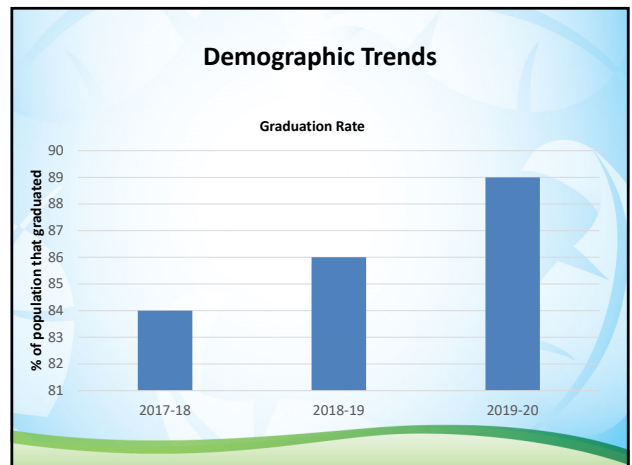
9



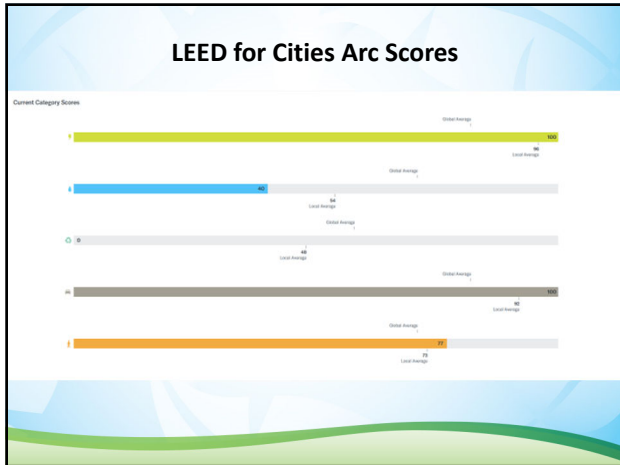
10



11



12



13

### Next Steps

Complete current submittal

14

### Discussion

Valentina Padron-Rasines, summer intern

- Most interesting or surprising results
- What did you learn about sustainability from this?
- Challenges of measuring and tracking sustainability

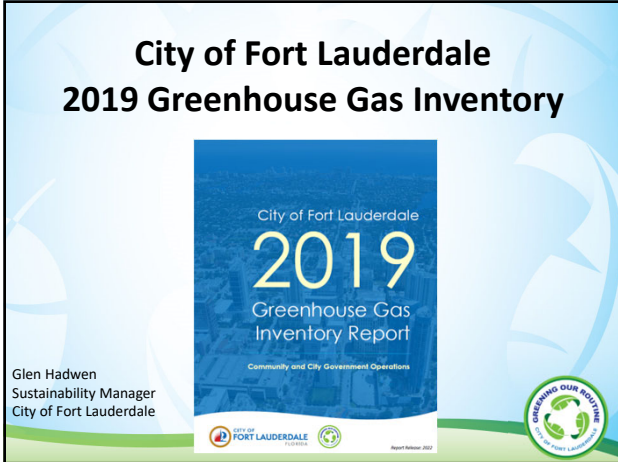
Board discussion

15

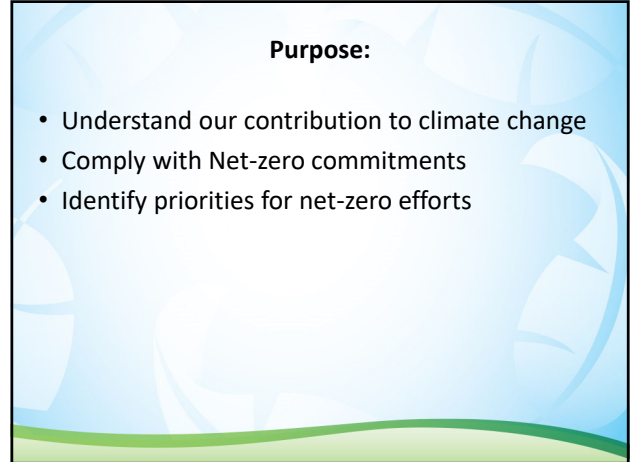
### Questions?

Glen Hadwen  
[ghadwen@fortlauderdale.gov](mailto:ghadwen@fortlauderdale.gov)  
 (954)828-6138

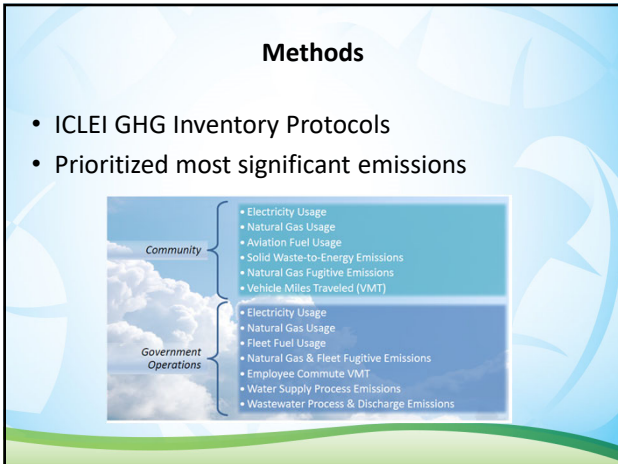
16



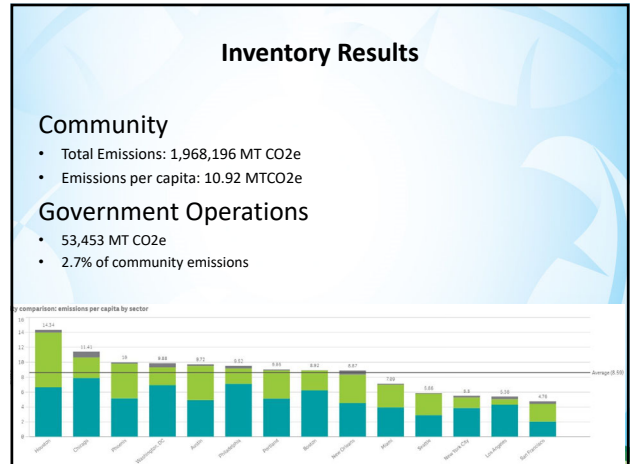
1



2



3



4

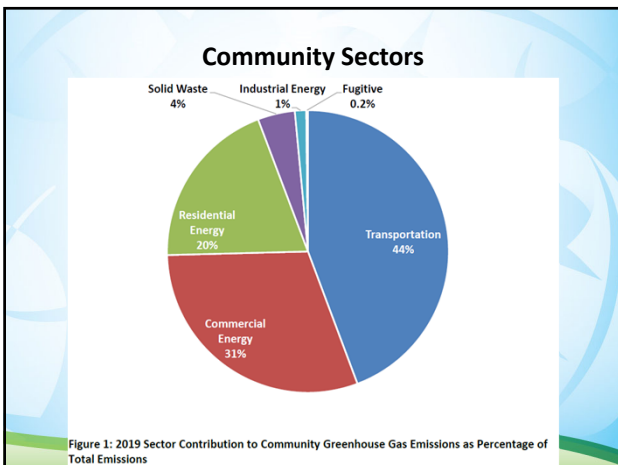


Figure 1: 2019 Sector Contribution to Community Greenhouse Gas Emissions as Percentage of Total Emissions

5

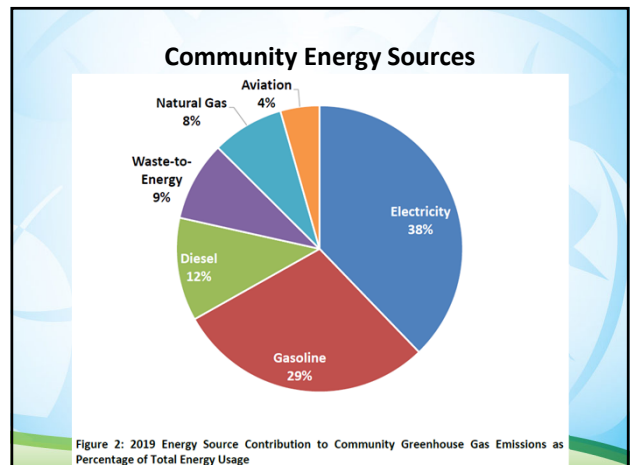
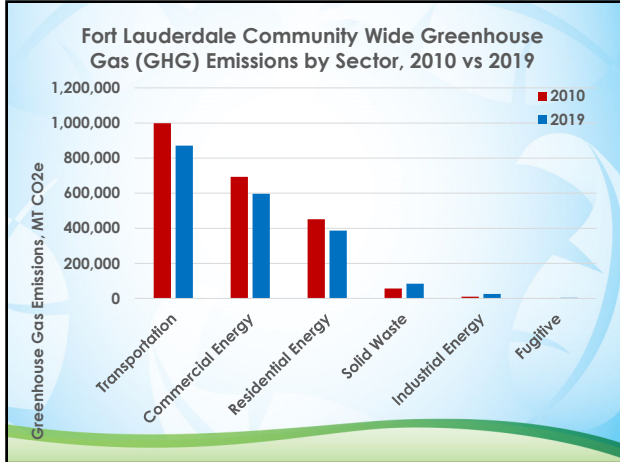


Figure 2: 2019 Energy Source Contribution to Community Greenhouse Gas Emissions as Percentage of Total Energy Usage

6



7

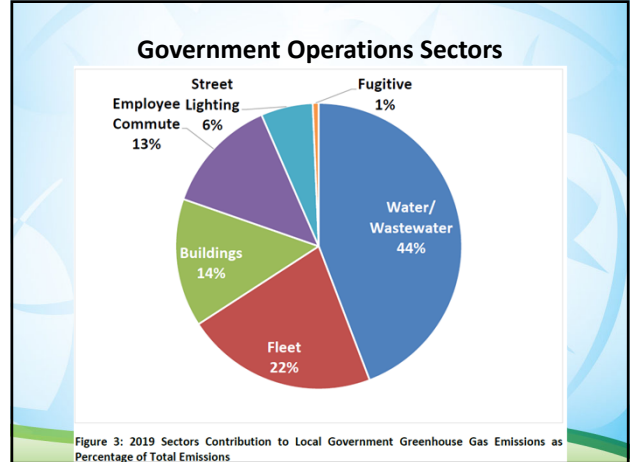


Figure 3: 2019 Sectors Contribution to Local Government Greenhouse Gas Emissions as Percentage of Total Emissions

8

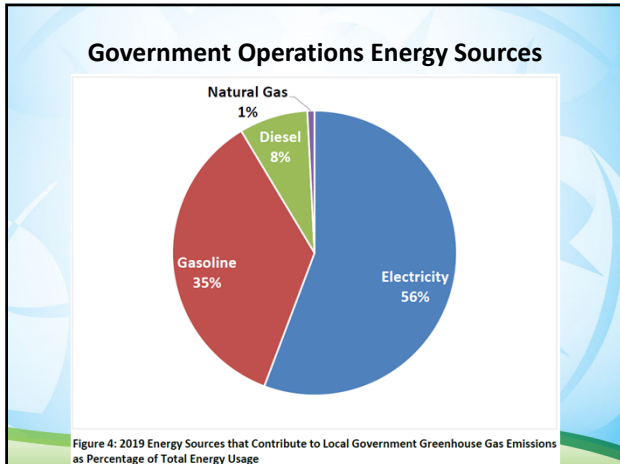
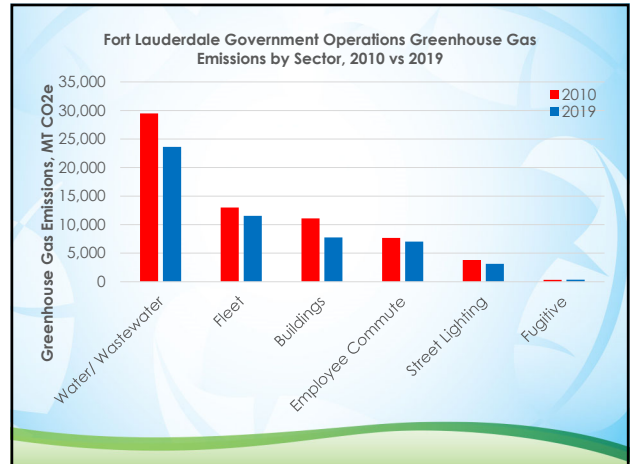
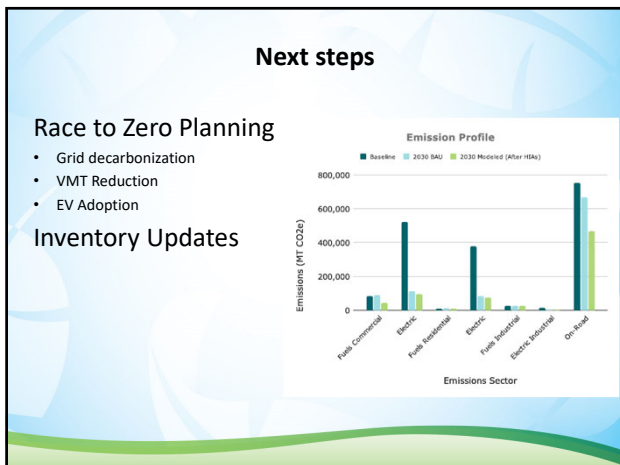


Figure 4: 2019 Energy Sources that Contribute to Local Government Greenhouse Gas Emissions as Percentage of Total Energy Usage

9



10



11

## Questions?

Glen Hadwen  
[ghadwen@fortlauderdale.gov](mailto:ghadwen@fortlauderdale.gov)  
 (954)828-6138

12