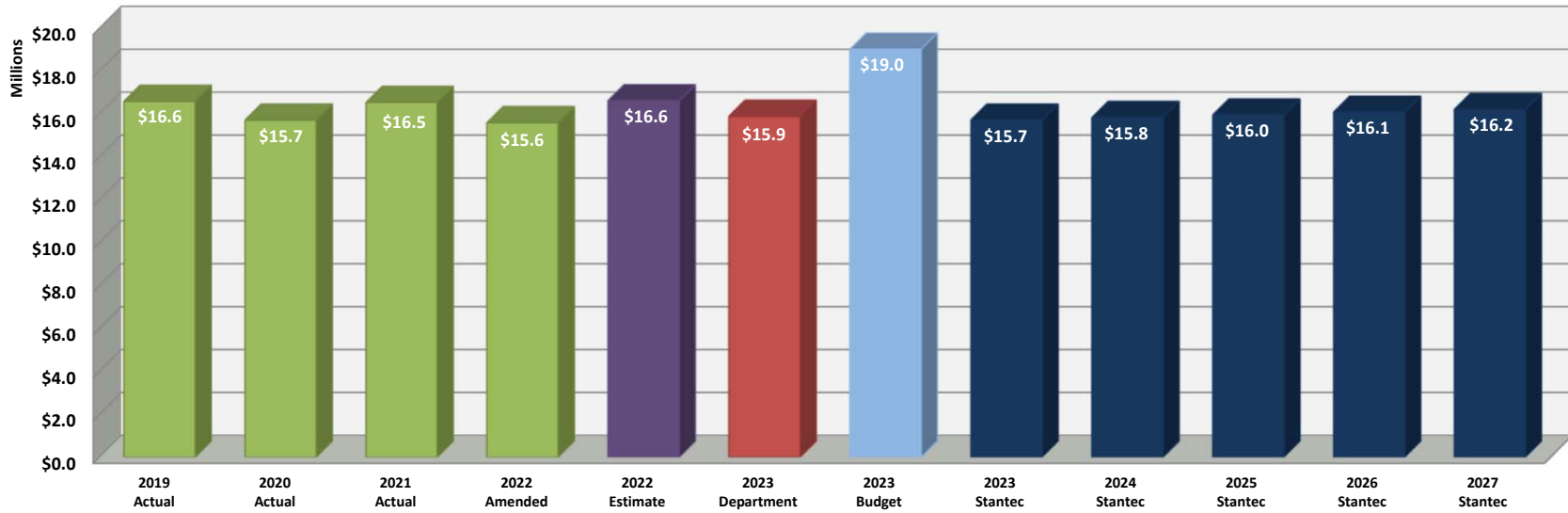


FPL Franchise Fees



Revenue Source	2019 Actual	2020 Actual	2021 Actual	2022 Amended	2022 Estimate	2023 Department	2023 Budget	2023 Stantec	2024 Stantec	2025 Stantec	2026 Stantec	2027 Stantec	Department
FPL Franchise Fees	\$ 16,593,753	\$ 15,717,135	\$ 16,543,824	\$ 15,600,000	\$ 16,617,516	\$ 15,896,671	\$ 19,025,396	\$ 15,720,100	\$ 15,841,100	\$ 15,963,100	\$ 16,086,000	\$ 16,209,800	Finance
% of FPL Franchise Fees Change	2.6%	-5.3%	5.3%	-6.0%	0.5%	1.9%	22.0%	0.8%	0.8%	0.8%	0.8%	0.8%	

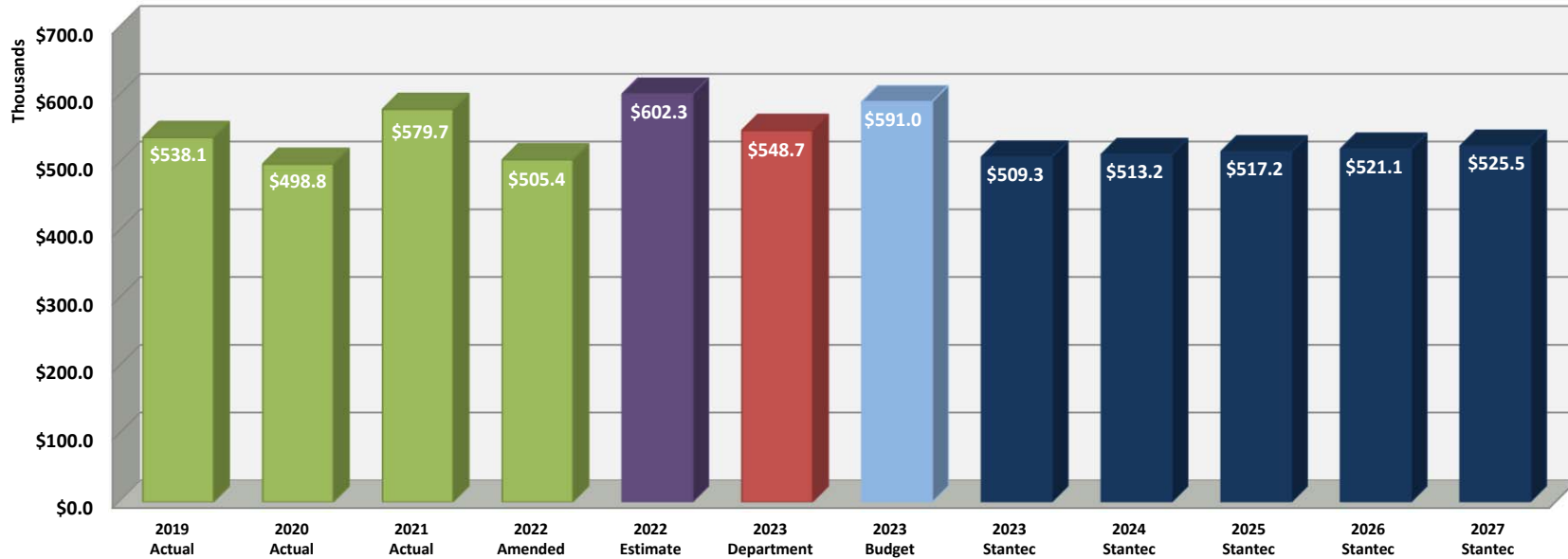
Description:

This revenue consists of payments made by Florida Power and Light (FPL) for the privilege of constructing upon, and operating within the right of ways owned by the City. The basis for this fee is provided in long-term agreements for payments to the City as 6% of Florida Power and Light gross revenue derived from accounts within City limits, less property tax and minor fees previously paid to the City.

Fiscal Capacity

The agreement between the City of Fort Lauderdale and Florida Power and Light is a 30-year agreement. The two factors that influence the amount of revenue collected are the gross revenue of accounts within the City limits and the rate negotiated in the agreement. Due to the large fluctuations in revenue received, the City has hired external auditors to review financial records to ensure Florida Power and Light’s compliance with the negotiated agreement. This contract is up for renegotiation in 2039.

People's Gas Franchise Fees



Revenue Source	2019 Actual	2020 Actual	2021 Actual	2022 Amended	2022 Estimate	2023 Department	2023 Budget	2023 Stantec	2024 Stantec	2025 Stantec	2026 Stantec	2027 Stantec	Department
People's Gas Franchise Fees	\$ 538,090	\$ 498,783	\$ 579,662	\$ 505,400	\$ 602,255	\$ 548,697	\$ 590,959	\$ 509,300	\$ 513,200	\$ 517,200	\$ 521,100	\$ 525,500	Finance
% of People's Gas Franchise Fees Change	71.0%	-7.3%	16.2%	-12.8%	3.9%	8.6%	16.9%	0.8%	0.8%	0.8%	0.8%	0.8%	

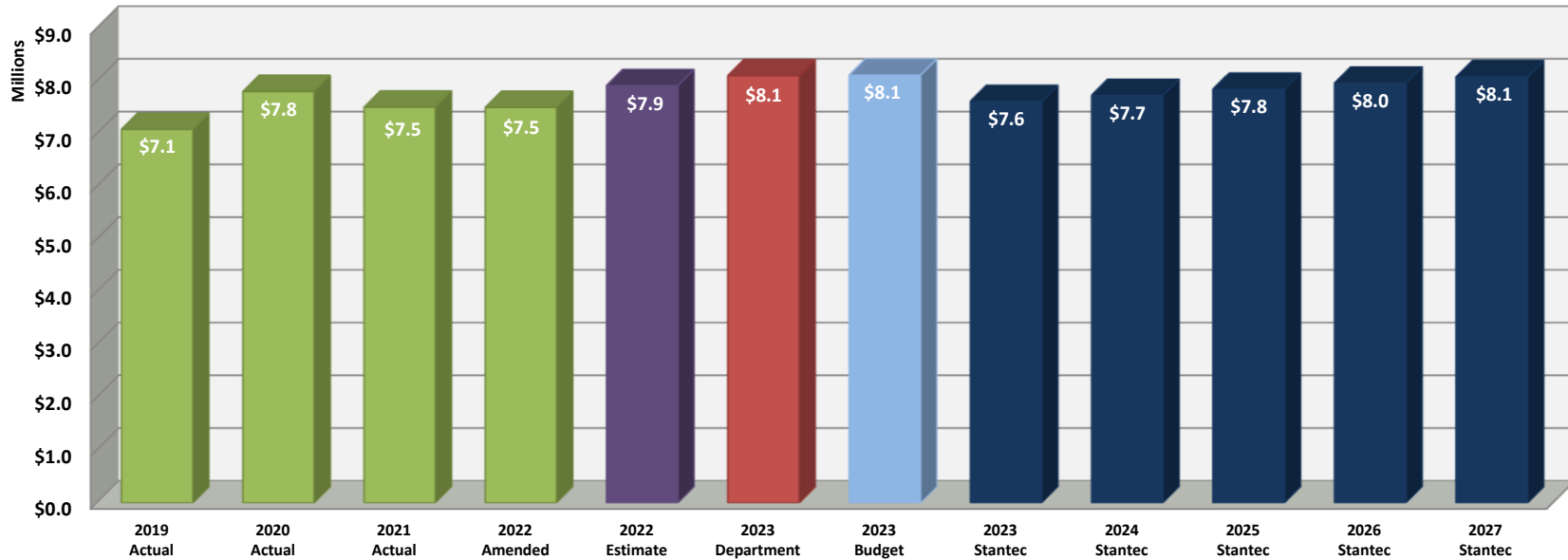
Description:

This revenue consists of payments made by People's Gas for the privilege of constructing upon, and operating within the right of ways owned by the City. The basis for this fee is provided for in a long-term agreement for payments to the City of 6% on the sale, transportation, distribution or delivery of gas to customers within City limits.

Fiscal Capacity:

The two factors that influence the amount of revenue collected are the sale, transportation, distribution or delivery of gas to customers within the City limits and the rate negotiated in the agreement. The agreement between the City of Fort Lauderdale and People's Gas is a 30-year agreement up for renegotiation in 2048. The City will have the opportunity to negotiate a rate increase at that time.

Sanitation Franchise Fees



Revenue Source	2019 Actual	2020 Actual	2021 Actual	2022 Amended	2022 Estimate	2023 Department	2023 Budget	2023 Stantec	2024 Stantec	2025 Stantec	2026 Stantec	2027 Stantec	Department
Sanitation Franchise Fees	\$ 7,082,936	\$ 7,799,804	\$ 7,503,833	\$ 7,500,000	\$ 7,910,000	\$ 8,100,000	\$ 8,107,750	\$ 7,612,500	\$ 7,726,688	\$ 7,842,588	\$ 7,960,227	\$ 8,079,630	Finance
% of Sanitation Franchise Fees Change	9.0%	10.1%	-3.8%	-0.1%	5.4%	8.0%	8.1%	1.5%	1.5%	1.5%	1.5%	1.5%	

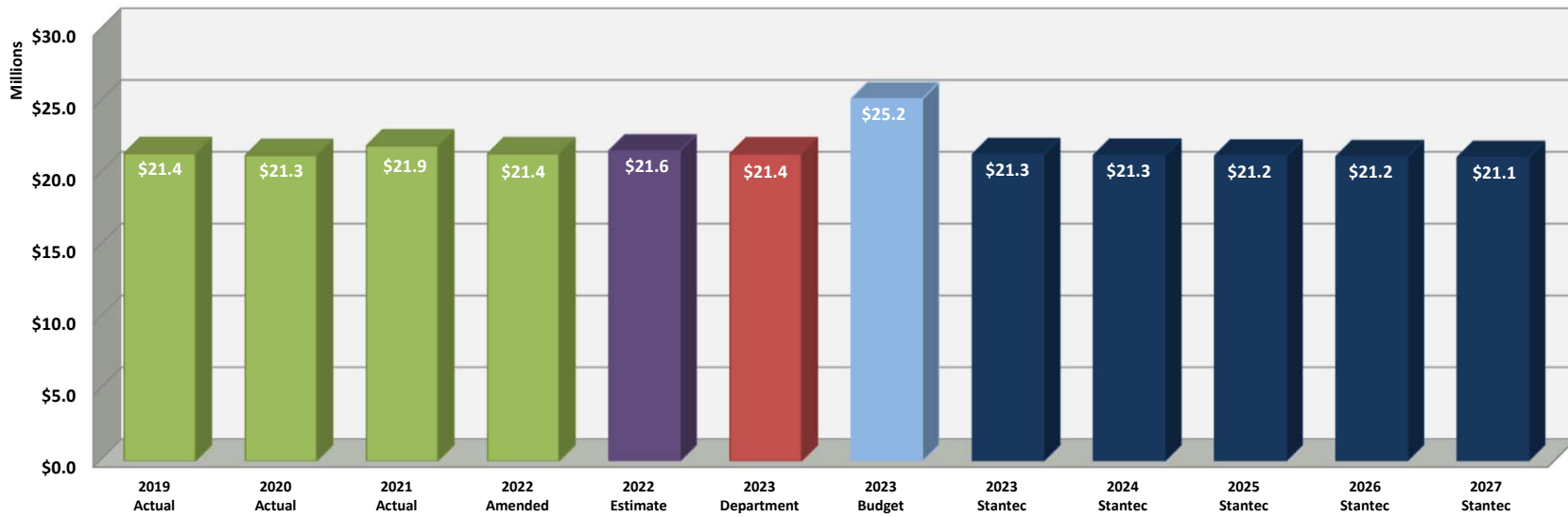
Description:

This revenue source is derived as franchise fees paid by private, Fort Lauderdale-licensed, haulers to the City based on their gross receipts. Revenues are based on hauler's gross receipts for providing solid waste services within the City of Fort Lauderdale.

Fiscal Capacity:

Fort Lauderdale can increase revenue for the sanitation fund by increasing the franchise fee percentage, which is set by the City Commission. Currently, the City receives 25% of the hauler's gross receipts for solid waste collection activities.

FPL Utility Tax



Revenue Source	2019 Actual	2020 Actual	2021 Actual	2022 Amended	2022 Estimate	2023 Department	2023 Budget	2023 Stantec	2024 Stantec	2025 Stantec	2026 Stantec	2027 Stantec	Department
FPL Utility Tax	\$ 21,415,178	\$ 21,288,185	\$ 21,943,432	\$ 21,400,000	\$ 21,596,251	\$ 21,400,000	\$ 25,234,947	\$ 21,349,100	\$ 21,298,300	\$ 21,247,700	\$ 21,197,100	\$ 21,146,700	Finance
% of FPL Utility Tax Change	2.8%	-0.6%	3.1%	-2.5%	-1.6%	0.0%	17.9%	-0.2%	-0.2%	-0.2%	-0.2%	-0.2%	

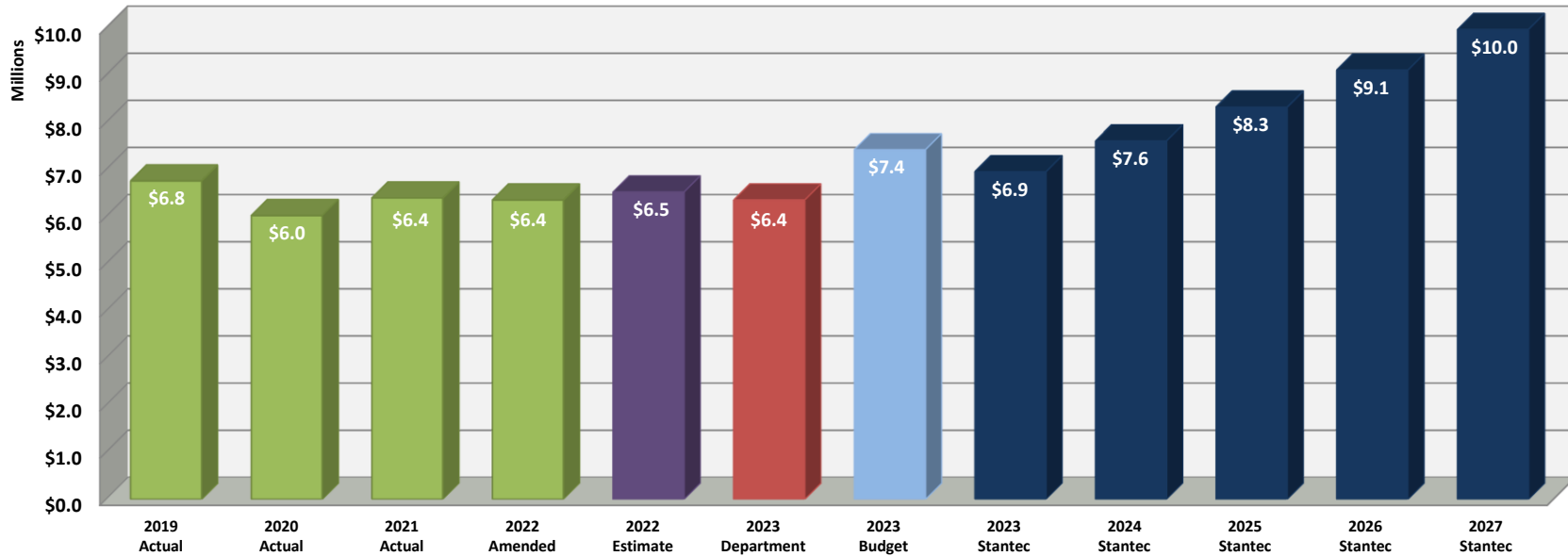
Description:

This revenue originates from the sale of electricity to neighbors within the City limits. The basis for this fee is the maximum assessment of 10% of Florida Power and Light’s revenues authorized by Florida State Statutes.

Fiscal Capacity:

The City is currently levying the maximum rate for this revenue source. The two factors that determine the amount of revenues collected for this fee are the sales of electricity and the assessment rate. The only current capacity for increasing this revenue would be from increasing the sales within the City through FPL raising fees or by selling additional electricity to our neighbors.

City Water Utility Tax



Revenue Source	2019 Actual	2020 Actual	2021 Actual	2022 Amended	2022 Estimate	2023 Department	2023 Budget	2023 Stantec	2024 Stantec	2025 Stantec	2026 Stantec	2027 Stantec	Department
City Water Utility Tax	\$ 6,755,372	\$ 6,020,600	\$ 6,393,506	\$ 6,350,000	\$ 6,520,408	\$ 6,350,000	\$ 7,416,385	\$ 6,949,200	\$ 7,604,900	\$ 8,322,500	\$ 9,107,800	\$ 9,967,300	Finance
% of City Water Utility Tax Change	10.6%	-10.9%	6.2%	-0.7%	2.0%	0.0%	16.8%	8.6%	9.4%	9.4%	9.4%	9.4%	

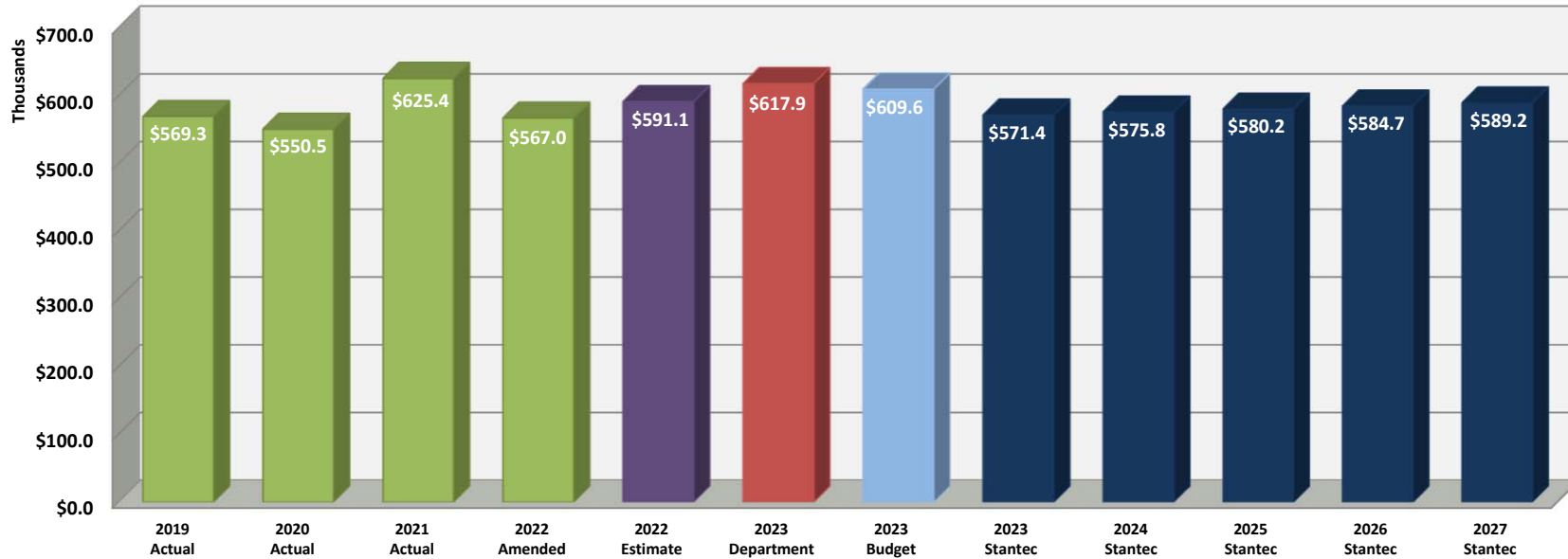
Description:

This revenue originates from the sale of water to neighbors within the City limits. The basis for this fee is the maximum assessment of 10% of water revenues as authorized by Florida State Statutes.

Fiscal Capacity:

The City is currently levying the maximum rate for this fee. The two factors that determine the amount of revenues collected for this fee are the sales of water in the City and the assessment rate. Since the City is the entity that sells water, it could increase the sales amount by raising water prices or by selling additional water to our neighbors. The City implemented an automatic annual rate increase of 5% in Fiscal Year 2011.

Gas Utility Tax



Revenue Source	2019 Actual	2020 Actual	2021 Actual	2022 Amended	2022 Estimate	2023 Department	2023 Budget	2023 Stantec	2024 Stantec	2025 Stantec	2026 Stantec	2027 Stantec	Department
Gas Utility Tax	\$ 569,324	\$ 550,535	\$ 625,380	\$ 567,000	\$ 591,135	\$ 617,905	\$ 609,598	\$ 571,400	\$ 575,800	\$ 580,200	\$ 584,700	\$ 589,200	Finance
% of Gas Utility Tax Change	-2.5%	-3.3%	13.6%	-9.3%	-5.5%	9.0%	7.5%	0.8%	0.8%	0.8%	0.8%	0.8%	

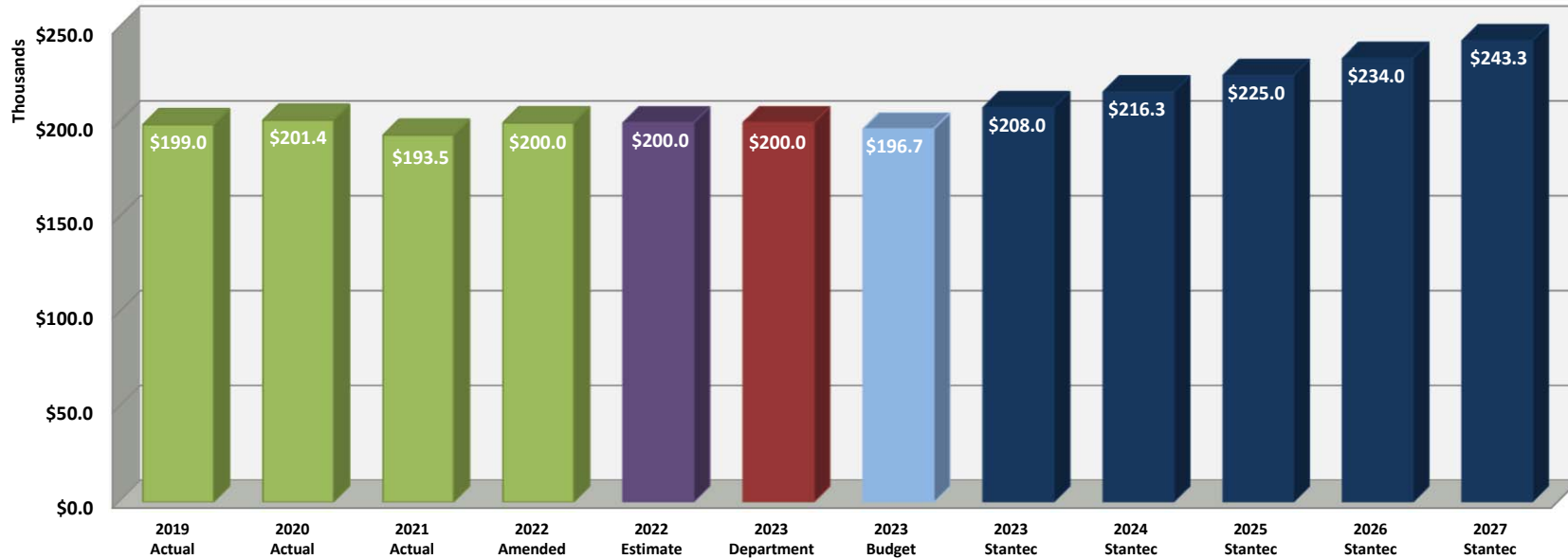
Description:

This revenue originates from the sale of natural gas to neighbors within the City limits. The basis for this fee is the maximum assessment of 10% of natural gas revenues as authorized by Florida State Statutes.

Fiscal Capacity:

The City is currently levying the maximum rate for this revenue source. The two factors that determine the amount of revenues collected for this fee are the sales of natural gas in the City and the assessment rate. The only current capacity for increasing this revenue would be from increasing the sales through the gas company raising fees or by selling additional natural gas to our neighbors.

State Gas Tax Refund



Revenue Source	2019 Actual	2020 Actual	2021 Actual	2022 Amended	2022 Estimate	2023 Department	2023 Budget	2023 Stantec	2024 Stantec	2025 Stantec	2026 Stantec	2027 Stantec	Department
State Gas Tax Refund	\$ 199,009	\$ 201,368	\$ 193,453	\$ 200,000	\$ 200,000	\$ 200,000	\$ 196,726	\$ 208,000	\$ 216,320	\$ 224,973	\$ 233,972	\$ 243,331	Finance
% of State Gas Tax Refund Change	1.1%	1.2%	-3.9%	3.4%	3.4%	0.0%	-1.6%	3.8%	4.0%	4.0%	4.0%	4.0%	

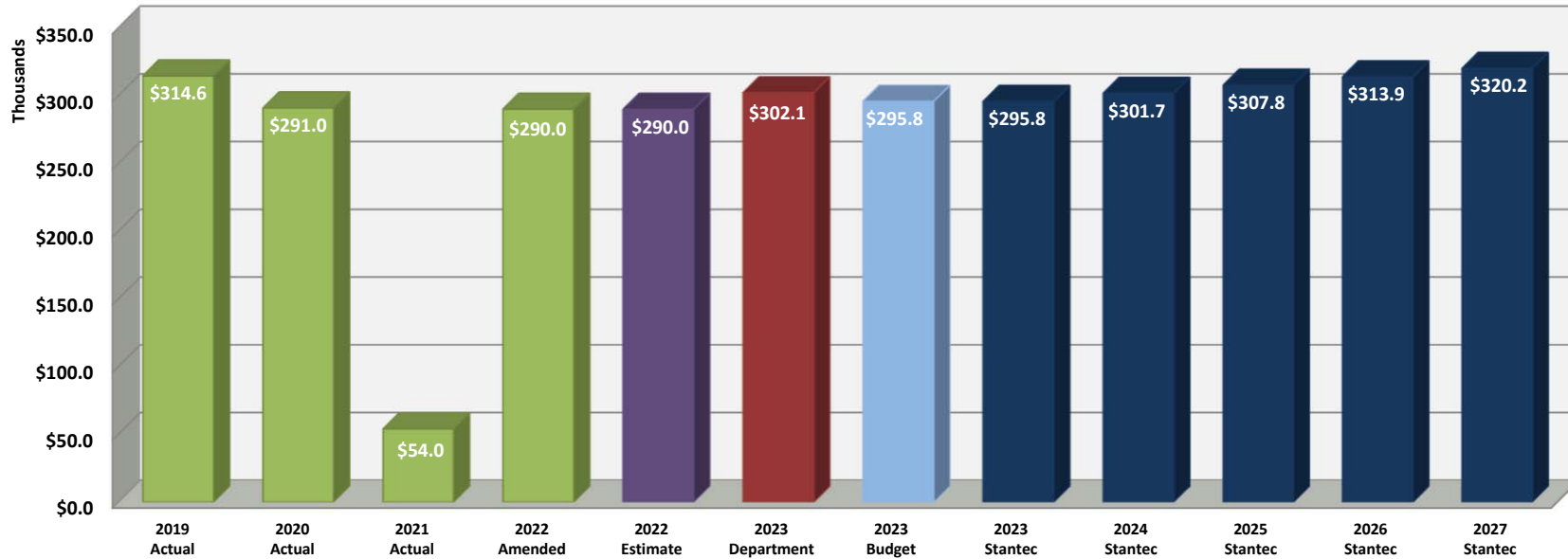
Description:

This revenue is a refund for certain state motor fuel taxes paid by the City for fuel used in City vehicles. The refunded revenue is used to fund the construction, reconstruction, and maintenance of roads. The existing rate is assessed at 14.7 cents per gallon for “on road” fuel used in City vehicles and 32.3 cents per gallon for “off road” fuel used by the City.

Fiscal Capacity:

This revenue will increase or decrease based on fuel and tax rates in addition to fuel usage in City of Fort Lauderdale owned vehicles.

Alcoholic Beverage License Fees



Revenue Source	2019 Actual	2020 Actual	2021 Actual	2022 Amended	2022 Estimate	2023 Department	2023 Budget	2023 Stantec	2024 Stantec	2025 Stantec	2026 Stantec	2027 Stantec	Department
Alcoholic Beverage License Fees	\$ 314,566	\$ 290,996	\$ 53,996	\$ 290,000	\$ 290,000	\$ 302,140	\$ 295,799	\$ 295,800	\$ 301,716	\$ 307,750	\$ 313,905	\$ 320,183	Finance
% of Alcoholic Beverage License Fees Change	7.8%	-8.1%	-81.4%	437.1%	437.1%	4.2%	2.0%	2.0%	2.0%	2.0%	2.0%	2.0%	

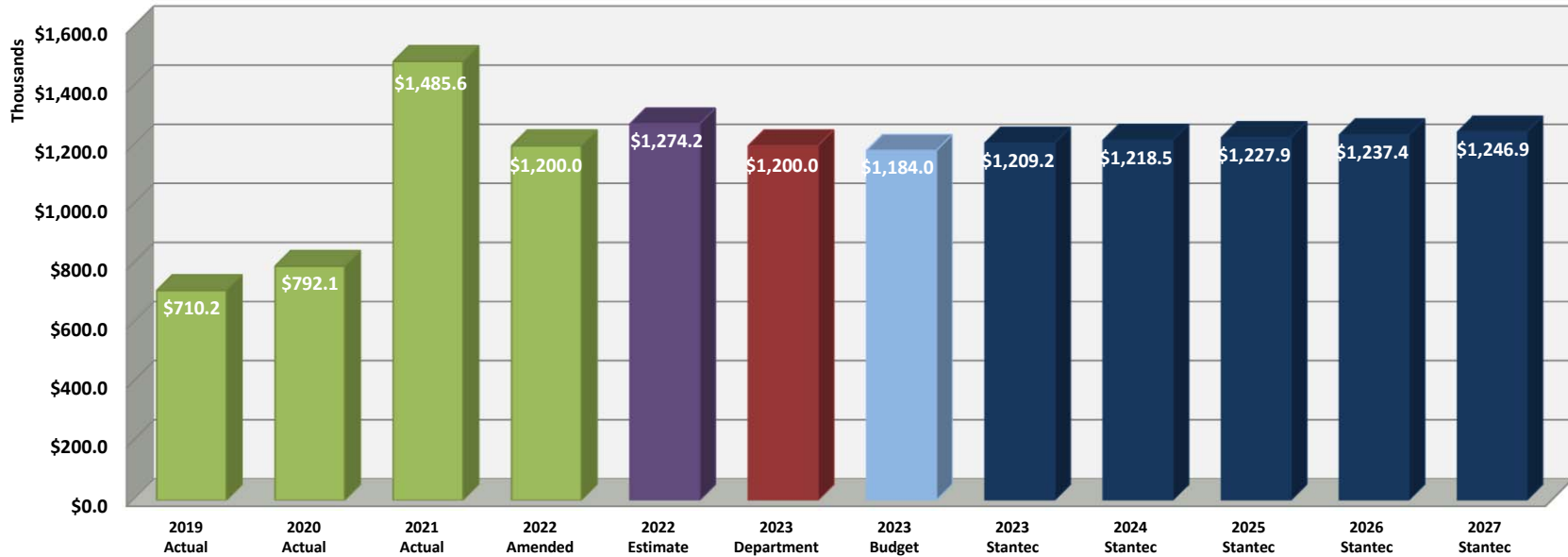
Description:

This revenue is from license fees collected from manufacturers, distributors, and vendors that sell alcoholic beverages. A portion of the annual state license tax levied on manufacturers, distributors, vendors, brokers and importers of alcoholic beverages collected within a municipality is shared with local governments. Revenue is received from the State for the City's share of annual alcoholic beverage licensing fees. Currently, 38% of the license tax imposed and collected within the City is returned quarterly from the State of Florida.

Fiscal Capacity:

The licenses and fees associated with state alcoholic beverages are regulated by Florida State Statutes.

Lien Research Fees



Revenue Source	2019 Actual	2020 Actual	2021 Actual	2022 Amended	2022 Estimate	2023 Department	2023 Budget	2023 Stantec	2024 Stantec	2025 Stantec	2026 Stantec	2027 Stantec	Department
Lien Research Fees	\$ 710,225	\$ 792,075	\$ 1,485,557	\$ 1,200,000	\$ 1,274,241	\$ 1,200,000	\$ 1,183,958	\$ 1,209,238	\$ 1,218,547	\$ 1,227,928	\$ 1,237,381	\$ 1,246,907	Finance
% of Lien Research Fees Change	-5.7%	10.3%	87.6%	-19.2%	-14.2%	0.0%	-1.3%	0.8%	0.8%	0.8%	0.8%	0.8%	

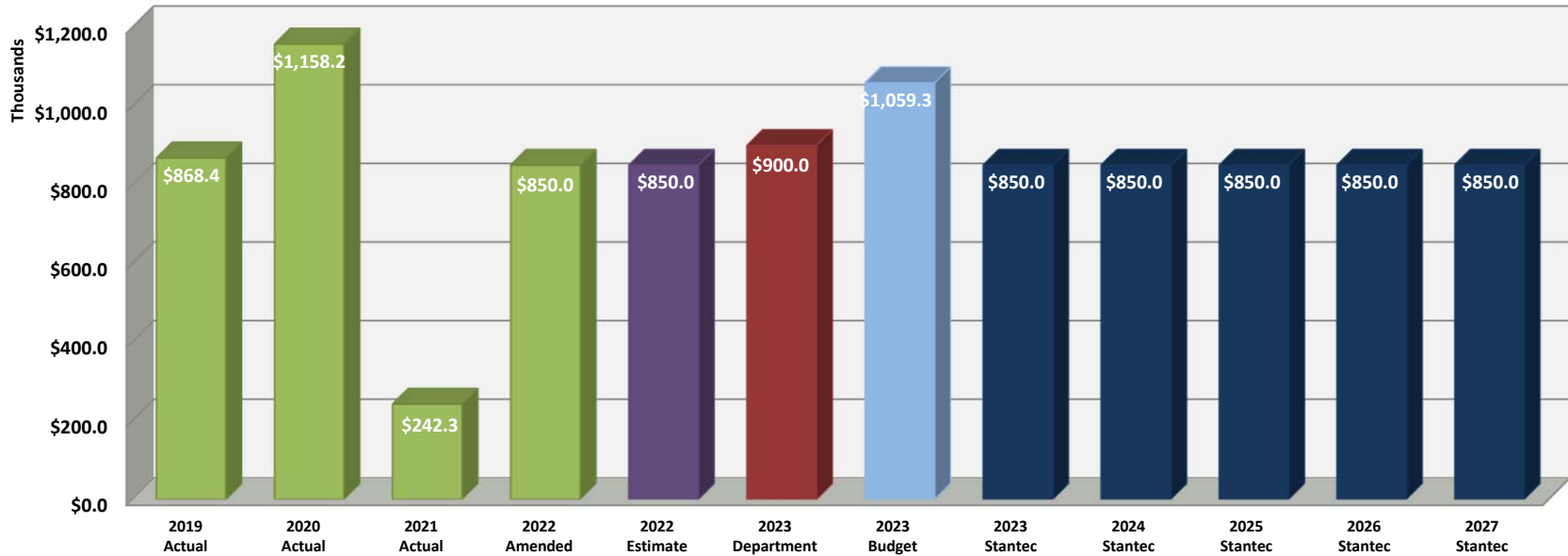
Description:

This is an administrative fee collected for services associated with lien research. The fee charged for conducting lien research is \$125 for a same day response to be completed by close of business three (3) business days following the receipt of the request.

Fiscal Capacity:

Commission approval would be required to increase the fee schedule.

PCard Rebates



Revenue Source	2019 Actual	2020 Actual	2021 Actual	2022 Amended	2022 Estimate	2023 Department	2023 Budget	2023 Stantec	2024 Stantec	2025 Stantec	2026 Stantec	2027 Stantec	Department
Pcard Rebates	\$ 868,435	\$ 1,158,200	\$ 242,338	\$ 850,000	\$ 850,000	\$ 900,000	\$ 1,059,253	\$ 850,000	\$ 850,000	\$ 850,000	\$ 850,000	\$ 850,000	Finance
% of Pcard Rebates	-6.0%	25.0%	-79.1%	250.7%	250.7%	5.9%	24.6%	0.0%	0.0%	0.0%	0.0%	0.0%	

Description:

Credit card rebates associated with two vendors (Suntrust and Companion Pay Solutions (CPS)). CPS is utilized for Electronic ePayables for larger items that are purchased.