



**DRAFT**  
**MEETING MINUTES**  
**CITY OF FORT LAUDERDALE**  
**INFRASTRUCTURE TASK FORCE ADVISORY COMMITTEE**  
**MONDAY, AUGUST 2, 2021 – 2:00 P.M. TO 5:00 P.M.**

CITY OF FORT LAUDERDALE

**February 2021-January 2022**

**Attendance**

Marilyn Mammano, Chair	P	6	0
Gerald Angeli	P	6	0
Shane Grabski	P	6	0
Charlie Ladd (arr. 2:07)	P	4	2
Michael Marshall	P	5	1
Peter Partington	P	6	0
Jacquelyn Scott	A	5	1
Roosevelt Walters	A	5	1
Ralph Zeltman	P	6	0

As of this date, there are 9 appointed members to the Committee, which means 5 would constitute a quorum.

**Staff**

- Patricia Jolly, Sr. Administrative Assistant and Board Liaison
- Talal Abi-Karam, Interim Director of Public Works
- Garry Brandy, Distribution and Collection Supervisor
- Victor Carosi, Assistant Director of Public Works – Engineering
- Omar Castellon, Chief Engineer
- Kymberly Holcombe, Business Operations Manager
- Krishan Kandial, Project Manager II
- Brandy Leighton, Senior Project Manager
- Vincent Morello, Assistant Director of Public Works – Engineering
- Igor Vassiliev, Project Manager II

**I. Call to Order**

**i. Roll Call**

The meeting was called to order at 2:00 p.m. and roll was called.

**ii. Approval of Agenda**

**Motion** made by Mr. Partington, seconded by Mr. Zeltman, to approve. In a voice vote, the **motion** passed unanimously.

**iii. Approval of Previous Meeting Minutes June 7, 2021**

Mr. Zeltman noted the following correction:

- P. 9, paragraph 5: insert "...dynamic fire flow testing, particularly at suspicious areas to ensure that fire hydrants can deliver the required fire flows, maintaining a minimum residual pressure of 20 psi"

Mr. Marshall noted the following correction:

- P. 6, paragraph 4: change "would" (first sentence) and "should" (second sentence) to "could"

**Motion** made by Mr. Partington, seconded by Mr. Zeltman, to accept the minutes as corrected. In a voice vote, the **motion** passed unanimously.

Mr. Ladd joined the meeting at 2:07 p.m.

## **II. General Discussion and Comments by Committee Members**

### **i. Introduction of Interim Public Works Director Talal Abi-Karam**

Interim Director of Public Works Talal Abi-Karam introduced himself at this time. He advised that he did not have information on the timeline or procedure for hiring a new Director of Public Works. He will appoint Chief Engineer Omar Castellon as his designee to the Committee. He also introduced Assistant Director of Public Works (Engineering) Vincent Morello.

Chair Mammano stated that she and City Manager Chris Lagerbloom have discussed the Committee's request for a workshop meeting with the City Commission in September 2021. Mr. Lagerbloom is considering Thursday, September 9, 2021 as a possible date for this workshop. Chair Mammano advised that in the absence of Emergency Orders from the Governor, all official meetings must be held in person.

Chair Mammano continued that as there are only seven prospective meetings left in the Committee's mandate, they should communicate the following to the City Commission during the workshop:

- Explain to the Commission how they arrived at their decision regarding a moratorium, including the importance of capacity in addition to condition
- Determine the actions the Commission would like them to undertake in the remaining seven months
- Determine whether or not the Committee's life will be extended beyond February 2022

Chair Mammano recalled that with the exception of reaching a decision on the proposed moratorium, they have not addressed issues that needed to be solved, but are more accurately monitoring the City's process toward solving problems, such as sewer and/or water line breaks and progress on the City's Consent Orders. She suggested that the members consider the value the Committee may be able to provide, as well as their recommendations on the focus of the Committee moving forward.

The members discussed their views on how to proceed, with Mr. Zeltman recalling that when the Committee was formed in 2017, they operated under a mission statement that referred to various categories of infrastructure. He proposed reviewing this statement to determine how closely the Committee has met its charge, as well as what remains outstanding. He noted that they have not discussed bridges thus far.

Mr. Zeltman continued that there may be differences in what the previous and current City Commissions would like the Committee to focus on. Chair Mammano agreed that the Committee has not exhaustively discussed bridges, and noted that the City has a separate Bridge Master Plan which is currently being implemented in phases. The Committee has previously asked what would become of the Capital Improvement Plan (CIP) funds previously allocated to bridges if the City instead uses Broward County transportation surtax funding for bridge-related projects.

Mr. Zeltman advised that Resolution 72-46, which lists the purpose and duties of the Committee, tasks them with reviewing existing City infrastructure including roads, sidewalks, airports, seawalls, water and wastewater distribution, collection systems, treatment plants, wellfields, parks, and “all City facilities and structures” to examine their current condition.

Mr. Partington asserted that the Committee’s charge includes monitoring condition and expenditures related to infrastructure. He added that ongoing issues with water infrastructure have resulted in the addition of another Consent Order, which is on today’s Agenda for discussion. He felt this merited a continuing role for the Committee over the next few months.

Mr. Angeli added that the Committee also wishes to learn more about some of the topics that have been discussed or touched on at previous meetings. He cited the recent condominium tragedy in Surfside, Florida as an example, which may have wide-ranging consequences for other structures across the state of Florida. Another concern is the proposed river crossing for passenger rail service. He concluded that there is an ongoing need for the Committee’s input.

Mr. Ladd advised that significant work remains on the City’s infrastructure. He noted that the Commission may wish to hear input from advisory entities on other projects, such as one-way pairings, the potential “tunnel to the beach,” and other initiatives. The Committee may be able to provide input on these items as well. Chair Mammano concluded that the Committee has examined various City systems and may not be needed for any future action other than monitoring.

Mr. Partington commented that the Committee had identified six stormwater projects that were fully designed but not yet funded, and had pushed for these projects to be funded and implemented. He felt this type of pressure on City officials had been beneficial.

Mr. Zeltman added that he had learned his own storm drain systems were not exfiltration systems that allowed water to percolate into the ground but were instead “basically a holding tank” for stormwater, which can allow water to stagnate and may contribute to the breeding of mosquitoes. He was concerned that the City’s standard design uses this type of system.

It was noted that a number of older stormwater drain systems remain throughout the City. The Stormwater Master Plan, designed by consultant Hazen and Sawyer, examines all the tools available to provide the best solutions, including drainage wells and other features. Some areas of the City currently use the older system to which Mr. Zeltman had referred. The Stormwater Master Plan allows for analysis of the City’s drainage infrastructure to identify where older systems are still in use. These aging facilities will be addressed through a multiphasic program on a neighborhood-by-neighborhood basis.

It was further clarified that stormwater fees have recently been updated to generate more revenue to address for this infrastructure. This can be used to supplement bond or other funds used toward drainage improvements.

Mr. Ladd asked if Staff can estimate a timeline on which existing outfall systems might be converted to retention and injection wells. It was clarified that Staff is looking ahead past the first seven neighborhoods to the next group of neighborhoods that will be added to the priority list. The addition of these areas will be subject to the availability of financing and funding. Drainage wells may not be the best systems to implement depending upon the location of the neighborhood and proximity to the water. Prevention of water intrusion can be very difficult in light of rising sea levels.

Chair Mammano suggested that the Committee offer to review larger issues, including sustainability and emerging methodologies, as part of its ongoing charge. Mr. Ladd also noted that it is a valid concern to ask why construction in low-lying areas continues in an age of sea level rise, and to suggest that coastal developers be asked to contribute to greater drainage capacity for their projects. He concluded that there may be creative options to address the need for drainage more aggressively.

It was further clarified that the City’s streets are so low that it is difficult for gravity injection wells to work. These wells must be 2 ft. above the water table in order to work properly. Even while some building sites have been raised due to changing Federal Emergency Management Agency (FEMA) requirements, the streets remain low. The Committee discussed how this could be addressed, including use of pumps to remove water from the roadways on an emergency basis.

It was noted that the City also has a Sustainability Advisory Board. Chair Mammano pointed out, however, that this board’s scope is less technical than that of the Committee and focuses more closely on green initiatives.

Mr. Partington asserted that despite his time on the Committee, he still did not have a clear understanding of the responsibilities of various personnel within Public Works. Chair Mammano recalled that the Committee was previously shown a diagram with this information, and requested that it be provided at the next meeting for review.

Mr. Abi-Karam advised that Public Works Staff is undergoing internal discussions on assignments and stabilization of the Department. He estimated that Staff will have a better grasp of this information and an official org chart in the future, at which time it could be presented to the Committee.

### **III. Public Comments (at Each Item)**

Public comments were heard as each Item was discussed.

### **IV. Old Business**

#### **i. Report on the Tunnel Project**

Chair Mammano clarified that the “tunnel project” refers to a proposed tunnel “from Downtown to the beach.” The Committee’s backup materials indicated there is no update on this item, as it was an unsolicited proposal. They also included a Resolution to the City Commission demonstrating that the unsolicited proposal meets all necessary statutory requirements.

The proposal itself is not a comprehensive document, and refers to a public facility or structure to be used by the public at large or in support of an accepted public purpose. As an unsolicited proposal, it is exempt from disclosure under the Public Records Act.

It was further clarified that once an unsolicited proposal has been made, the City Commission votes upon whether or not to pursue it. If they wish to pursue it, there is a window in which other proposals may be made regarding the same general item. The Commission is currently vetting the proposal and will make a determination on its pursuit. Alternatively, they may vote not to address the proposal further.

Chair Mammano commented that she has been unable to find any materials regarding the tunnel proposal. It was reiterated that this is because an unsolicited proposal is exempt from public disclosure regulations, although the Committee may discuss the Resolution.

Mr. Zeltman expressed concern with the changing scope of the proposed project, which included references to autonomous vehicles. This would not serve to reduce east-west traffic in the subject area, and could result in greater congestion of A1A than already exists.

Chair Mammano pointed out that there is no clear description of the proposal, including the additional infrastructure that would be required for the implementation of a tunnel. She also questioned the population that would be served by a tunnel from the Downtown area to the beach. It was noted that the western suburbs of Fort Lauderdale might constitute part of the population served by a tunnel.

Mr. Ladd noted that the proposal also suggests the project would ensure more equitable development and access to multimodal mobility, which are needed by the City. He advised, however, that there is no description of how the project would contribute to greater equity.

Mr. Partington stated that he did not take issue with addressing the proposal once it has been more thoroughly fleshed out. Mr. Zeltman added that it was challenging to imagine how the proposal would meet some of its stated objectives. Mr. Ladd asserted that he had hoped Staff could explain some of the findings included in the Resolution, as they address important objectives. Chair Mammano added that there was no such update at this time because Staff is also not clear on what is included in the proposal. It was confirmed that Staff had no additional information beyond the Resolution.

## **ii. Update on the Water Consent Order**

Chair Mammano noted that the Committee members were provided with copies of the Water Consent Order, and requested background information on the document. Mr. Abi-Karam explained that this Consent Order was issued following incidents in 2019.

During early 2020, the negotiated Consent Order was issued with two charges, one of which is related to the mapping of all water lines in a specific area as well as exercising of valves. The larger effort required is to map the City's entire water distribution system. This must be accomplished over a five-year period, which is the industry standard for maintenance of water distribution systems.

Chair Mammano requested an update on the status of the Consent Order's requirements. Senior Project Manager Brandy Leighton, who oversees the Consent Order, reported that all valves have been located and exercised. The next step is provision of City-wide maps for Fort Lauderdale's water distribution system, which is currently being procured. The City will issue a solicitation for a consultant who will undertake this step. Some of this mapping has already been completed.

Chair Mammano noted that another consultant, Hazen and Sawyer, had previously provided some mapping, and there are also maps of breakages provided to the Committee for review each month. It was clarified that while documents showing the water distribution system exist, these may not be 100% correct, as they may not reflect all updates and improvements to this system. The objective of the Water Consent Order is the same as the Sewer Consent Order: the City must hire a consultant to map the entire

water distribution and enter it into a geographic information system (GIS) database that matches the City's newly implemented asset management program.

Mr. Abi-Karam added that some mapping of the City's stormwater system has already been completed and entered into GIS. All of these efforts remain in progress. The City has base atlases of its stormwater system, but their level of accuracy is also not at 100%.

Mr. Partington commented that he was under the impression that water main mapping was already underway. Mr. Abi-Karam replied that Staff had conducted some of this mapping internally by updating its atlases when as-built reports were submitted. Under the Consent Order, the City has until May 24, 2023 to complete this mapping.

Chair Mammano stated that she was concerned the Committee, in its remaining lifespan, would not be in a position to opine on the City's water system to the extent that they had provided input on the sewer system. She suggested that the Committee may wish to discuss this with the Commission at their upcoming joint meeting.

Mr. Abi-Karam advised that as a parallel effort to system mapping, Staff has engaged consultant Hazen and Sawyer to finalize a water computer model. This deliverable is expected in September 2021. Staff has also requested that this consultant provide a program that will allow development of a computerized model of the water system as well as procedures and instructions on how to maintain water at "dead ends." The City requested these deliverables as part of the procedure for the issuance of capacity letters for the Department of Sustainable Development (DSD).

Chair Mammano recalled that the Committee has seen a presentation showing how City fire hydrants were identified, mapped, and tested. Mr. Abi-Karam explained that this was a separate program that was initiated in 2016 for location and testing of hydrants.

Chair Mammano asked if the consultant responsible for mapping water infrastructure will also be responsible for examining its condition. Mr. Abi-Karam replied that this effort will only undertake mapping, although he expected that a similar analysis for condition may be required in the future.

**iii. Update on Commission Communication Regarding the Moratorium from June 1, 2021 – Feedback from Public Works on how condition of infrastructure will be included in development reviews**

Chair Mammano noted that the members received a memo from the City Manager addressing their recent communication to the City Commission. Following direction from the Commission, the City Manager consulted a number of local jurisdictions to determine if they incorporate condition of infrastructure in their consideration of projects. The findings were that condition is reviewed administratively but is not codified as part of the process.

Chair Mammano recalled that an additional question raised by the Committee regarding how condition assessment of infrastructure can be incorporated into the development review process. She had reached out to Assistant City Attorney D'Wayne Spence for an opinion on a possible Ordinance to codify this inclusion, but he had indicated he was not yet prepared to opine on this issue. It is possible that an opinion may be provided in September.

Chair Mammano recalled that another option could be administrative review. The former Director of Public Works had suggested that he would offer some ideas on how this might be accomplished. Mr. Abi-Karam advised that he was not aware of any progress that had been made on this possibility, and would reach out to Staff to determine whether there had been discussions of administrative review.

Mr. Partington added that with respect to the possibility of administrative review, he had not expected to see an Ordinance written that bases approval of a development on the condition of infrastructure; however, he felt it may be possible to add language to an existing Ordinance requiring that the condition of infrastructure that may be affected by nearby development will be reported during the development review process. He pointed out that if this review is written into an Ordinance it cannot be overlooked.

It was confirmed that Staff already conducts this administrative review, and that the Committee's request was more accurate that this analysis be made public and included in the Development Review Committee's (DRC's) approval package. Chair Mammano recalled that a Committee member who also serves on the City's Planning and Zoning Board (PZB) regularly reviews the Staff Reports provided to this advisory body but did not recall seeing specific documentation regarding condition.

It was clarified that Staff may point out that a development may require repair or replacement of a piece of infrastructure, and the developer has the option of waiting for the City to make this repair or replacement or offering to do so himself as part of the approval process. Mr. Partington stated that he would also like to see the ongoing demands on the City's water treatment facility, including the result of new development. He recalled that the Committee had seen a spreadsheet estimating the demand on this infrastructure created by additional flow from new developments.

It was proposed that Staff could report to the City Commission on condition and capacity on a quarterly or annual basis to show where the City is with respect to these demands. Chair Mammano suggested that the Committee see a "snapshot" of development every six months to review changes in capacity as listed on the spreadsheet. She reiterated that while a moratorium on development was not deemed to be appropriate based upon capacity, there are real concerns that capacity and demand should be regularly reviewed. She also noted that if this is already subject to Staff review, that information is not available to the public.

Chair Mammano concluded that this Item will be placed on the September 2021 Agenda for additional discussion and information.

**iv. Additional detail regarding the unsolicited proposals for the water plant**

Mr. Abi-Karam explained that there has been a second unsolicited proposal regarding the City's water treatment plant. This proposal is being reviewed by City Staff and will be presented to the Commission on September 27, 2021. This unsolicited proposal is also exempt from disclosure under the Public Records Act and cannot be provided to the Committee at this time. Staff will assist the City Commission with recommendations.

Chair Mammano requested additional information on how this proposal might affect the City's contract for an owner's representative. Mr. Abi-Karam replied that the City will most likely engage this representative once they have completed review of all proposals.

Mr. Zeltman asked if a pilot study for the Prospect Wellfield to determine the best type of treatment has been finalized. Mr. Abi-Karam advised that this information will also be presented to the City Commission on September 27, along with financial analysis of proposals.

Mr. Zeltman observed that the Fort Lauderdale Executive Airport (FXE) is planning to extend its westerly runway into the Prospect Wellfield. He expressed concern with the result this plan could have on existing wells, as well as the possibility of constructing a new water treatment plant on this site.

Mr. Ladd stated that the logic behind unsolicited proposals is to keep their information from becoming public, as competitors could take advantage of the proposal's specifications and underbid that proposal.

**v. Update on proposed pilot study at Prospect Wellfield and Fiveash Treatment Plant**

It was determined that this Item would be placed on the September 2021 Agenda for an update.

**V. New Business**

**i. Planning for the workshop with the Commission in September 2021**

Chair Mammano recommended that the Committee provide a comprehensive book of all the materials they have reviewed since August 2020. She noted that the members' backup materials include a list of this documentation from all previous meetings. This will allow the City Commission to see what the Committee has been doing for the past few months.

Chair Mammano added that she would also provide the Commission with a one-page summary of what happened during the Committee's deliberations before they reached a decision on the moratorium. She has updated a previously existing document to reflect this summary, including background information on the previous Infrastructure Task Force.

The Committee will also ask the Commission for guidance on how to move forward with respect to monitoring, looking more closely at water and stormwater systems, and discussing new sustainability initiatives, among other possibilities. Chair Mammano requested that the members review the information she has provided and send any correspondence on this topic to the Liaison's Office.

## **VI. Public Works Update**

### **i. Water & Sewer Breaks Report 2021 w/Mapping**

Chair Mammano noted that this is an ongoing item presented for the Committee's monitoring.

### **ii. CIP Financial Report**

Chair Mammano noted that this is also an ongoing monitoring item.

### **iii. Impact Fees – Usage**

Chair Mammano recalled that at the June 2021 meeting, it was noted that some impact fees are used to pay interest on City bonds. The Committee had requested additional information on this, and received a copy of legislation stating that impact fees may not be used to pay off existing debt unless there is a reasonable connection to capacity issues, such as the impacts of new residential or non-residential construction. For this reason, using impact fees to pay down bonds are considered an appropriate use.

Mr. Partington asked if impact fees collected in regard to water must be used toward water-related projects, as well as similar requirements for stormwater, sewer, and other impacts. It was confirmed that this is the case. Prior to 2020, impact fees were not separated into different funds; at present, they are separated and used specifically for projects that increase capacity.

Chair Mammano requested that the Committee members review future meeting dates, pointing out that they may hold their regular meeting on September 13, which is after the joint Commission workshop, or August 30, which is before the workshop.

**Motion** made by Mr. Partington, seconded by Mr. Zeltman, to change the next meeting to Monday, August 30. In a voice vote, the **motion** passed unanimously.

Mr. Zeltman recalled that he had expressed concern a number of years ago regarding structural cracks he had observed in the concrete parking deck of a City garage. He had reported his concerns at the time. Following the condominium collapse in Surfside, he has reached out to the City Manager to reiterate these concerns and ensure that the City was aware of them.

Chair Mammano pointed out that one of the Committee's charges was to look at the condition of City-owned buildings. Information was provided to the members regarding six buildings that have undergone their 40-year inspections, including the Fort Lauderdale Police Station. They have not focused on the condition of buildings thus far. While there may not be sufficient time remaining for a comprehensive review of these structures, Chair Mammano recommended that this be addressed with the City Commission in case they wish to extend the life of the Committee.

Chair Mammano requested that the Committee's next Agenda include an item further exploring the condition of City-owned buildings. It was clarified that the garage to which Mr. Zeltman had referred falls under the auspices of the Department of Transportation and Mobility, whose Director would be invited to address the Committee.

Mr. Abi-Karam advised that this issue has been addressed by the City Commission, and building officials are involved in the review of City structures. Chair Mammano asked if an appropriate building official could also be invited to the next Committee meeting.

## **VII. Adjournment**

There being no further business to come before the Committee at this time, the meeting was adjourned at 4:27 p.m.

Any written public comments made 48 hours prior to the meeting regarding items discussed during the proceedings have been attached hereto.

[Minutes prepared by K. McGuire, Prototype, Inc.]

# **ITFAC Member Submissions**

**From:** [Zeltman](#)  
**To:** [Patricia Jolly](#)  
**Cc:** [Talal Abi-Karam](#); [Erica Franceschi](#); [Melissa Coningsby](#)  
**Subject:** [-EXTERNAL-] OUTLINE/INFORMATION IN PREPARATION FOR THE JOINT MEETING WITH ITFAC & MAYOR/COMMISSION ON SEPT 13, 2021  
**Date:** Tuesday, August 17, 2021 4:45:49 PM  
**Attachments:** [Updated ITF Outline & Project Management Plan.docx](#)  
[ITFC PROJECT MANAGEMENT PLAN \(EXAMPLE\).png](#)  
[POTENTIAL QUESTIONS OF INFRASTRUCTURE ITEMS TO DISCUSS AT 9.13.2021 JOINT MEETING.docx](#)

---

Hi Patricia,

Please forward the below attachments to the ITFAC Members in accordance with the Florida State Sunshine Laws to allow same to be reviewed for discussion during our August 30, 2021 ITFAC Meeting in preparation for the joint meeting with the Mayor/Commission tentatively scheduled on September 13, 2021.

The first two attachments consist of an outline of the various infrastructure categories previously prepared in 2018 and the second attachment is a Project Management Plan & Tasks Chart, both may not have been reviewed by all of the current ITFAC Members. These documents can be updated for future use as a guide for the remaining time (2/18/2022) of the ITFAC.

The second attachment is a listing of potential questions/concerns of infrastructure items recently prepared to be considered for discussion during the aforementioned joint meeting between the ITFAC and Mayor/Commission.

Thank you for your anticipated help,

Ralph Zeltman  
(954) 771-9838

## **INFRASTRUCTURES LISTED BY HEALTH & SAFETY IMPORTANCE**

1. Water & Wastewater
2. Storm Water & Tidal Control
3. Roads, Bridges & Sidewalks
4. City Facilities (City Hall, Police Station, etc.)
5. Open Space & Parks

## **INFRASTRUCTURE TASK FORCE OUTLINE OF PROPOSED IMPROVEMENTS**

By Ralph Zeltman - Updated: 7/02/2018

### **I. WATER & WASTEWATER**

#### **A. Water**

1. Water Treatment Plants (2)
  - a. Charles W Fiveash WTP – 70 MGD
    - i. Raw Water Wellfield (Wells)
    - ii. WTP Components (Filters, Treatment, etc.)
  - b. Peele Dixie WTP – 12 MGD
    - i. Raw Water Wellfield (Wells)
    - ii. WTP Components (Filters, Treatment, etc.)
    - iii. 3000 ft Disposal Injection Well
2. Water Distribution Mains
  - a. Mains (6" to 10" Diameter)
  - b. Gate Valves & Fittings
  - c. Fire Hydrants & Detector Check Valves (ISO Requirements)
  - d. Water Service lines & Meters
3. Water Transmission Mains
  - a. Mains (12" Diameter & Larger)
  - b. Butterfly Valves & Fittings
  - c. Air Release Valves & Appurtenances
4. Water Storage Tanks
  - a. Elevated Water Storage Tanks
  - b. Ground Pump/Storage Tanks

#### **B. WASTEWATER**

1. George T. Lohmeyer Wastewater Treatment Plant (55.7 MGD Capacity)
  - i. Raw Water Headworks & Components
  - ii. Treatment
  - iii. 5 - 24-inch Deep (3,500 ft) Disposal Wells (1 mile off-site)
2. Wastewater Gravity Collection Mains
  - a. Mains (8" Diameter & Larger)
  - b. Sewer Laterals
  - c. Manholes
3. Wastewater Pump Stations
  - a. Submersible Pumps
  - b. Above Ground Pumps
  - c. Wetwells/Drywells

- d. Electrical Controls
- 4. Force Mains
  - a. Mains
  - b. Shutoff Valves & Fittings
  - c. Air Release Valves & Appurtenances

## **II. STORM WATER & SEAWATER (TIDAL CONTROL)**

- A. Exfiltration Catch Basin Drainage Systems
- B. Positive Catch Basin Drainage Systems
- C. Outfalls & Seawalls
- D. Canals, Lakes & Retention Areas
- E. Seawall Enhancements & Barriers

## **III. ROADS, BRIDGES & SIDEWALKS**

- A. Roads
  - 1. Primary
  - 2. Secondary
  - 3. Traffic Regulation Lights and Signage
- B. Bridges
  - 1. Primary Corridors
  - 2. Secondary Corridors (Residential)
- C. Sidewalks
  - 1. Commercial
  - 2. Residential
  - 3. Americans with Disability (ADA) Ramps

## **IV. CITY FACILITIES**

- A. City Police Station
  - 1. Building Code Compliance
    - a. Structural (Hurricane Code; Elevators, Windows & Stairs)
    - b. Electrical
    - c. ADA Compliance
  - 2. Fire Protection (ISO Requirements)
- B. City Hall
  - 1. Building Code Compliance
    - a. Structural (Hurricane Code; Elevators, Windows & Stairs)
    - b. Electrical
    - c. ADA Compliance
  - 2. Fire Protection (ISO Requirements)
- C. War Memorial
  - 1. Building Code Compliance
    - a. Structural (Hurricane Code; Elevators, Windows & Stairs)
    - b. Electrical
    - c. ADA Compliance
  - 2. Fire Protection (ISO Requirements)

## **V. OPEN SPACE & PARKS**

- A. Family Friendly Apparatus
- B. Safety & Security
- C. Recreational Sports & Games

**From:** [Zeltman](#)  
**To:** [Patricia Jolly](#)  
**Cc:** [Talal Abi-Karam](#)  
**Subject:** [-EXTERNAL-] WHAT IS A P3?, ADVANTAGES AND DISADVANTAGES OF A P3  
**Date:** Monday, August 23, 2021 7:15:15 AM

---

Good morning Patricia,

I shall appreciate if this email along with the below P3 information be forwarded to the City's ITFAC members in accordance with the Florida State Sunshine Laws.

Below is an explanation of what a P3 (public-private partnership) is defined as and the advantages and disadvantages of same previously provided to the ITFC in 2019. There have been numerous new members appointed since then and wanted to provide them with this information in reference to the proposed new water treatment plant (WTP) that will ultimately be replacing the existing 1954 built Fiveash WTP.

My understanding is our next scheduled ITFAC Meeting is on 30 August 2021 from 2:00 p.m. to 5:00 p.m. for the committee members' discussion to either vote "for" or "against" a P3 for the proposed new WTP and recommend same to the Mayor/Commission to consider during our joint meeting scheduled on 13 September 2021 from 3:00 p.m. to 4:30 p.m., both meetings require masks to be worn and will be held in the 1st floor Commission Chambers at City Hall.

Thank you,

Ralph Zeltman  
954-771-9838

### **WHAT IS A P3?:**

A P3 is a public-private partnership having a contract between a governmental body and a private entity, with the goal of providing some public benefit, either an asset or a service. Public-private partnerships typically are long-term and involved usually concerned with managing discrete packages of work to achieve objectives. More specifically, managing a major infrastructure development for delivery to a client will need a different approach to internally managing the merger of two banking organizations. A key element of these contracts is that the private party must take on a significant portion of the risk because the contractually specified remuneration how much the private party receives for its participation typically depends on performance.

### **ADVANTAGES AND DISADVANTAGES OF A P3:**

#### **Public-private partnerships offer several Advantages:**

- \* They provide better infrastructure solutions than an initiative that is wholly public

or wholly private. Each participant does what it does best.

\*

\* They result in faster project completion and reduced delays on infrastructure projects by including time-to-completion as a measure of performance and therefore of profit.

\*

\* A public-private partnership's return on investment (ROI) might be greater than projects with traditional, all-private or all-government fulfillment. Innovative design and financing approaches become available when the two entities work together.

\* Risks are fully appraised early on to determine project feasibility. In this sense, the private partner can serve as a check against unrealistic government promises or expectations.

\*

\* The operational and project execution risks are transferred from the government to the private participant, which usually has more experience in cost containment.

\*

\* Public-private partnerships may include early completion bonuses that further increase efficiency. They can sometimes reduce change order costs as well.

\*

\* By increasing the efficiency of the government's investment, a P3 allows government funds to be redirected to other important socioeconomic areas.

\*

\* The greater efficiency of P3s reduces government budgets and budget deficits.

\*

\* High-quality standards are better obtained and maintained throughout the life cycle of the project.

\* Public-private partnerships that reduce costs potentially can lead to lower taxes.

\*

### **Public-private partnerships offer several Disadvantages:**

\* Every public-private partnership involves risks for the private participant, who reasonably expects to be compensated for accepting those risks. This can increase government costs.

\*

\* When there are only a limited number of private entities that have the capability to complete a project, such as constructing a high-speed rail system, the relatively small field of bidders might mean less competition and thus less cost-effective partnering.

\*

\* Profits of the projects can vary depending on the assumed risk, the level of competition, and the complexity and scope of the project.

\*

\* If the expertise in the partnership lies heavily on the private side, the government is at an inherent disadvantage. For example, it might be unable to accurately assess the proposed costs.

### **Summary:**

Although it may be advantageous for a public municipality to partner with a private entity employing the P3 method to finance; construct and operate some projects conducive in minimizing risks and financial obligations; however, this method may not be recommended for constructing all projects, specifically a municipal water treatment plant (WTP). The City's current estimated cost to construct a new proposed WTP to replace the existing 1954 Fiveash WTP is \$432 Million. A P3 may not be advantageous for the City to partner with financial investors as they may want to sacrifice the quality of water treatment and processing methods to reduce costs for greater profits and gains. It is imperative the City keep control of their water treatment process decisions and management of same without compromising the quality of the finished potable water at the most affordable cost to the City's utility customers.

# **Communication for Joint Workshop**

## POTENTIAL QUESTIONS TO DISCUSS AT JOINT MEETING BETWEEN ITTFAC & MAYOR/COMMISSION ON SEPT 13, 2021

### GEORGE T LOHMEYER WASTEWATER TREATMENT PLANT

1.) Will the reduction of the groundwater infiltration/inflow (I/I) as a result of the repair lining of the leaky wastewater gravity collection mains eliminate the need for a sixth deep treated wastewater disposal injection well? This continued I/I also means every utility customer has been paying roughly 30% to 40% higher costs on their utility bills because of the additional groundwater entering into the City's wastewater collection system.

### WASTEWATER GRAVITY COLLECTION SEWER MAINS

1.) Continued completion of the City's wastewater gravity collection mains as-builts plans and computer modeling atlas drawings to analyze the system gravity flows to the pumping stations to monitor the actual wastewater flows to be forced main to the George T Lohmeyer WWTP.

2.) Status/Timing of Repairing/Replacing the remaining Wastewater Gravity Sewer Collection Mains to eliminate Groundwater Intrusion along with Sand deteriorating new and old mains ultimately going to GTL WWTP? Utility customer have been paying roughly 30% to 40% higher costs on their utility bills because of the additional I/I of groundwater entering into the City's wastewater collection system resultin in higher pump station and greater WWTP costs.

### WASTEWATER FORCE MAINS

1.) Continued completion of the City's wastewater force mains as-builts plans and computer modeling atlas drawings to analyze the system pumping stations and force mains to monitor the actual wastewater pressure flows to the George T Lohmeyer WWTP.

2.) Status/Timing of Repairing/Replacing the remaining Wastewater Force Mains to be proactive to prevent deteriorating older force mains from failing causing hazardous pollution to the City street and canals going from the pumping stations to the GTL WWTP?

### FIVEASH WATER TREATMENT PLANT

1.) Status/Timing of Fiveash WTP - Results of the Pilot Study Determining What Type of Water Treatment Process of the Prospect Wellfield Raw Water is Proposed for the New WTP? Current treatment process uses chloramine (NH<sub>2</sub>CL) which is formed when ammonia is added to chlorine (gaseous state) to treat drinking water as shown in the equation: HOCl + NH<sub>3</sub>  $\leftrightarrow$  NH<sub>2</sub>Cl + H<sub>2</sub>O that requires periodic fire hydrant flushing and other water system flushing to deplete the nitrification build-up.

2.) What WTP Bid Proposals Have Been Received; Timing and Type of Contract (P3 or Administered by City) will be instituted?

3.) Where will the new WTP be located at the existing Fiveash WTP; Prospect Wellfield or somewhere else?

#### WATER SYSTEM

1.) Continued completion of the City's water transmission and distribution systems as-built plans and the computer modeling atlas drawings to analyze the water system to monitor the actual water flow and pressures throughout the City. fire fighting capability during peak hour conditions based upon the Insurance Services Office (ISO)

2.) Fire hydrant testing and maintenance to meet the ISO fire fighting requirements for the various zoned population densities during peak hour demands providing the required fire fighting capabilities in gallons per minute (GPM) maintaining at least a 20 pressure pounds per square inch (psi) per ISO requirements.

#### PROSPECT RAW WATER WELLFIELD

1.) Examine the risk factors of the City's Executive Airport (FXE) East-West Runway expansion project encroaching into the existing Prospect Wellfield property and what additional requirements/restrictions by the FFA (i.e. height reduction) and DERM on potential contamination of the raw water supply?

#### STORMWATER DRAINAGE SYSTEMS

1.) Status/Timing of Stormwater Drainage Systems - Retrofitting current illegal holding stormwater tanks to an approved exfiltration type drainage system?

#### BUILDINGS

1.) Have all of the City owned buildings (including the Police Headquarters, City Hall, Employee Offices, Parking Garages, etc.) been inspected in accordance with the required 20 year and 40 year Florida State Statutes?

2.) Have all of the privately owned buildings and garages been inspected with the required 20 year and 40 year, including the continued 10 years inspections thereafter, in accordance with the Florida State Statutes?

3.) What future provisions will be implemented to address the continued increase in higher tides and groundwater levels with more salt water intrusion to prevent flooding; increased deterioration of building foundations, especially the coastal multi-story buildings; bridges and contamination of irrigation and other wells?

Draft #1 August 30 2021

Report of the Infrastructure Task Force Advisory Committee Report  
To the City Commission Joint Workshop  
September 13 2021

**The mission of The Infrastructure Task Force/Advisory Committee (ITFAC) is to review all components of the City's infrastructure and make recommendations to the City Commission regarding repairs and replacements, funding sources and financing alternatives and to receive input from the public. The ITFAC will sunset on February 18 2022. At this our X<sup>th</sup> Joint Workshop we would like get Commission feedback and accomplish the following:**

1. Briefly review the recommendations to date
3. Discuss the material we reviewed and our current efforts
3. Get feedback on the best use of our remaining time
5. Start the Post February 18 2022 discussion

**Progress to Date**

The Infrastructure Task Force was established in March 2017, extended to March 2020, reconstituted as an Advisory Committee and extended to February 18 2022. (See Appendix 1) At that time the City Commission and the public acknowledged that that insufficient attention planning and funding had been devoted to all types of infrastructure and that had to change. The City and State entered into a Consent order regarding the sanitary sewer system, (See Appendix 2) specifying physical improvements and planning efforts that needed to be done by 2026. The City passed a \$200 million dollar bond to accomplish that. We supported and the City passed a \$200 million dollar Parks Bond and a \$100 million dollar Public Safety Building Bond. The City and State entered into a consent order regarding the potable water system (See Appendix 2) and that work is underway and may necessitate addition funding. Planning and implementation of Phase II of the Storm Water Master Plan is ongoing and being funded by increased user fees and future bonds.

The five year Comprehensive Improvement Plan (CIP) is funded by user fees form the Enterprise funds, borrowing in the form of bonds, money from the City budget and other non-city sources, (Transportation Surtax funds, grants, state and federal sources). Most infrastructure projects are designed, built, operated and maintained by the City. An alternative to that is a public private partnership (P3). These partnerships don't provide additional funding. They are a way to secure project specific expertise, expedite project completion times and lower costs, typically because the private partner is not bound by the many legal, contractual or policy positions of the government partner. A carefully crafted P3 agreement can result in cost savings on individual projects, reducing the cost to the City that will have to be provided through user fees or direct payments.

In Appendix 3 is a list of the various plan's, programs and funding mechanisms that we reviewed, commentated on and monitored during our mission. A list of all our communications to the Commission is in Appendix 4. Appendix 8 is the Report on the Public Workshop

Our first interim report in October 2018 (See Appendix 5) made four recommendations

1. Phase out of ROI
2. Impact fees revisited, revised, increased and on automatic

Marilyn Mammano, Chair

Draft #1 August 30 2021

3. Set aside 7-10% Capital Allocation from property taxes to broader infrastructure needs.
4. Support new stormwater fees to equitably fund a \$ 200 million dollar bond for the Phase II Stormwater Management Plan

In the summer of 2020, we were asked to review a P3 approach to building the new water treatment plant and we made a recommendation (see appendix 6).

In March of 2020 a new mission was added *“To evaluate and provide a recommendation on the feasibility and impact of implementing a moratorium on the acceptance of an application for or issuance of a development permit within the City”*. We explored the legal issues and comprehensive plan requirements. We reviewed the current implementation of the ordinance regarding the review of projects, record keeping, developer requirements and capacity. In July 2021 We recommended: (See Appendix 7)

Capacity at the treatment plant is not the issue  
Collection system is being worked on over time but  
Condition is still a problem in the DRC Process  
Institutionalize condition as part of the review process either in ordinance or administratively

#### **Currently we are**

Monitoring progress on the consent order/bond projects  
Pump stations, I&I, New main trunk line  
Monitoring progress on CIP Projects (Enterprise and Capital funds)  
Monitoring progress on planning products:  
Asset Management and CMOM  
Hazen and Sawyer Report “Force Main Conditions and Risk Analysis”  
Water Distribution system mapping  
Monitoring sewer line and water main breaks  
Monitoring the Transportation Surtax funded programs  
Monitoring Impact Fees

#### **In summary**

Since 2017, the City has made impressive progress in addressing infrastructure needs. We attribute this to the increased focus of our elected officials, Advisory Boards and the general public. Their support for the infusion of hundreds of million dollars in bonds and rate increases to repair, replace and plan for infrastructure needs has been critical. Enough can't be said for the dedication and effort of the city staff in all departments in these Pandemic Conditions. Public Works, especially has been overseeing multimillion dollar projects, carrying out consent orders and planning new projects. Based on the planning work required by the consent orders we now and will in the future have a better understanding of our water sewer and storm systems and via the Asset Management System (also required by the Consent Order) we have a methodology to adequately maintain them over time.

#### **What we recommend going forward ??????**

Now until February 2022 and Post February 2022

Marilyn Mammano, Chair

## Appendix

Appendix 1 Resolutions

Appendix 2 Consent Orders I

Appendix 3 Review Materials (not in order and a work in progress)

1. Asset Management Report (Mapping and Risk Analysis)
2. Capacity Management Operation and Maintenance Report (CMOM) Report
3. Latest Bond Progress Report
4. Latest fire hydrant report
5. Mission Statements for ITF
6. Hazen report "Wastewater Consent Order Program"
7. Hazen and Sawyer Force Main Assessment Report
8. Reize Report "Comprehensive Utility Strategic Master Plan"
9. First ITF Report
10. Consent order and amendments to date
11. All power point presentations to date

Appendix 4 All Communications to the Commission

Appendix 5. October 18 Interim Report

Appendix 6 P3 Recommendation on the Water Treatment Plant

Appendix 7 Recommendation on Development Review Permits

Appendix 8 Report on Public Workshop

# **Unfunded Community Investment Plan Needs**

**From:** [Peter Partington](#)  
**To:** [Patricia Jolly](#)  
**Subject:** [-EXTERNAL-] Unfunded Community Investment Plan (CIP) Needs  
**Date:** Tuesday, August 17, 2021 6:07:24 PM

---

Patricia - would you please share the following with ITF members.

There was an item on the Commission's Conference Agenda for 8/17/2021 about 'Unfunded Investment Plan Needs' (item Business 1).

This is link to the agenda item:

<https://fortlauderdale.legistar.com/LegislationDetail.aspx?ID=5084664&GUID=DBD86394-3100-4D63-9A18-D6752221A8AB>

It gives a summary of the City's current CIP and a discussion of various unfunded capital projects for which funds are anticipated to be needed. The Commission delayed discussion of this agenda item to a future Conference Meeting (possibly the first meeting in September).

I would like the same information and presentation to be on an ITF agenda. Do other ITF members agree? If so, I'm not sure if the ITF should wait until after the Commission has discussed this agenda item.

Peter Partington



**CITY OF FORT LAUDERDALE  
City Commission Agenda Memo  
CONFERENCE MEETING**

**#21-0391**

---

**TO:** Honorable Mayor & Members of the  
Fort Lauderdale City Commission

**FROM:** Chris Lagerbloom, ICMA-CM, City Manager

**DATE:** August 17, 2021

**TITLE:** Unfunded Community Investment Plan Needs - General Fund -  
**(Commission Districts 1, 2, 3 and 4)**

---

At the joint meeting of the City Commission and Budget Advisory Board on March 2, 2021, capital funding needs of the City were discussed. The Commission requested staff to prepare an informative presentation with an overview of capital funding requests that have been identified but have no identified funding source to include in the five-year community investment plan or ten-year revenue sufficiency analysis.

In July, the City Manager provided to the Commission the FY 2022 Proposed Budget and FY 2022 - FY 2026 Proposed Community Investment Plan (Exhibit 2). The proposed capital plan is supported by revenue sources reviewed with the City Commission at its joint meeting with the Budget Advisory Board on June 15, 2021.

Staff will provide an overview of the general capital projects that have been requested beyond what can be supported by the City's current or planned revenue sources.

**Strategic Connections**

This item supports the Press Play Fort Lauderdale 2024 Strategic Plan, specifically advancing:

- The Internal Support Focus Area
- Goal 8: Be a leading government organization that manages all resources wisely and sustainably.
- Objective: Maintain financial integrity through sound budgeting practices, prudent fiscal management, cost effective operations, and long-term planning

This item advances the Fast Forward Fort Lauderdale 2035 Vision Plan: We Are United.

**Attachments**

Exhibit 1 – Unfunded Community Investment Plan Needs Presentation – General Fund  
Exhibit 2 – Proposed Community Investment Plan Schedule FY 2022 – FY 2026

---

Prepared by: Laura Reece, Director, Office of Management and Budget

Charter Officer: Chris Lagerbloom, ICMA-CM, City Manager



CITY OF FORT LAUDERDALE, FL | FY 2022

# GENERAL FUND CAPITAL PROJECT FUNDING NEEDS

August 17, 2021



# Community Investment Plan (CIP)



Community Investment Plan (CIP) has a unique and important responsibility to decipher what the community needs to build now and into the future.

Capital Projects	Maintenance Projects
<ul style="list-style-type: none"><li>• Must have a value of \$50,000 or more</li></ul>	<ul style="list-style-type: none"><li>• Must have a value of \$50,000 or more</li></ul>
<ul style="list-style-type: none"><li>• Have a useful life in excess of 10 years</li></ul>	<ul style="list-style-type: none"><li>• Must be a project that replaces/repairs existing infrastructure, equipment, or facilities (examples include street resurfacing, roof replacements, etc.)</li></ul>
<ul style="list-style-type: none"><li>• Must be classified as a capital asset when placed into service</li></ul>	

# Community Investment Plan (CIP)



The methodology utilized to develop the Community Investment Plan includes:

- Needs assessments performed by City staff
- Input from City Commission appointed advisory boards/committees
- Various studies performed by consultants with expertise in their respective discipline

***The projects represent requests but not necessarily needs***

# Proposed FY 2022 – FY 2026 Capital Investment Plan (CIP) Funding



Fund	Unspent Balance as of May 7, 2021	FY 2022 Funding	FY 2023 - FY 2026 Funding	TOTALS
Water & Sewer Master Plan/Water & Sewer Master Plan 2017	\$ 111,138,182	\$ 47,003,936	\$ 200,089,491	\$ 358,231,609
Stormwater/Stormwater Bond	\$ 80,260,205	\$ 133,796,924	\$ 15,863,126	\$ 229,920,255
Central Region/Wastewater/Water & Sewer Regional Master Plan	\$ 85,025,937	\$ 15,341,961	\$ 98,997,389	\$ 199,365,287
General Obligation Bond 2020 Construction - Parks	\$ 66,072,779	\$ -	\$ 120,000,000	\$ 186,072,779
General Obligation Bond 2019 Construction - Police Station	\$ 99,057,599	\$ -	\$ -	\$ 99,057,599
<b>General Capital Projects</b>	<b>\$ 24,012,107</b>	<b>\$ 17,562,297</b>	<b>\$ 49,673,037</b>	<b>\$ 91,247,441</b>
Federal Aviation (FAA) Grant /Florida Department of Transportation (FDOT)	\$ -	\$ 8,146,122	\$ 27,441,129	\$ 35,587,251
Other Funds	\$ 29,853,498	\$ 2,771,329	\$ 2,000,000	\$ 34,624,827
Parking	\$ 8,300,617	\$ 3,775,000	\$ 13,846,829	\$ 25,922,446
Community Redevelopment Agency	\$ 25,264,174	\$ -	\$ -	\$ 25,264,174
Park Impact Fees	\$ 14,158,344	\$ -	\$ 8,000,000	\$ 22,158,344
Airport	\$ 16,956,989	\$ 1,539,455	\$ 2,121,200	\$ 20,617,644
Surtax Funds	\$ -	\$ 10,277,243	\$ 8,165,000	\$ 18,442,243
Special Obligation Bond 2020 Construction - Utility Undergrounding	\$ 8,761,040	\$ -	\$ -	\$ 8,761,040
Gas Tax	\$ 2,357,547	\$ 1,000,000	\$ 4,000,000	\$ 7,357,547
American Rescue Plan 2021	\$ -	\$ 2,899,890	\$ -	\$ 2,899,890
Sanitation	\$ 8,789	\$ 255,151	\$ 900,000	\$ 1,163,940
<b>GRAND TOTAL</b>	<b>\$ 571,227,807</b>	<b>\$ 244,369,308</b>	<b>\$ 551,097,201</b>	<b>\$ 1,366,694,316</b>

# Unfunded General Fund: Projects by Department



<b>Department</b>	<b>Unfunded Amount*</b>
<b>City Manager's Office</b>	<b>TBD</b>
<b>Finance</b>	<b>\$ 268,715,777</b>
<b>Fire Rescue</b>	<b>\$ 10,721,250</b>
<b>Information Technology Services</b>	<b>\$ 9,689,401</b>
<b>Public Works</b>	<b>\$ 1,773,163</b>
<b>Transportation and Mobility</b>	<b>\$ 219,304,000</b>
<b>GRAND TOTAL</b>	<b>\$ 510,203,591</b>

*\*Excludes operating expenses associated with these projects.*

# Unfunded General Fund Project: City Manager's Office



Project	Project Title	District	Funding Received (All Years)	Unspent Balance as of 05/07/2021	Unfunded
To Be Determined	Public Transportation System Tunnel	All	\$0	\$0	To Be Determined

# Unfunded General Fund Project: City Manager's Office – Public Transportation System



## Project Goal

- The City Manager's Office is seeking to design, construct, operate, and maintain a subsurface public transportation system

## Project Background

- Total Estimated CIP Cost to connect downtown Fort Lauderdale with Fort Lauderdale Beach is yet to be determined

# Unfunded General Fund Project: Finance



Project	Project Title	District	*Funding Received	Unspent Balance as of May 7 <sup>th</sup> , 2021	**Unfunded
P12547	City-County Joint Government Center Campus	All	\$750,000	\$536	\$268,715,777

*\*\$750,000 has been received for construction of the project.*

*As of April 6, 2021 (CAM 21-0093), The City Commission and the Broward County Commission acting as the Unified Direct Procurement Authority (UDPA) directed staff to solicit Financial Advisor services for the Joint Government Center Campus (JGCC) project. KPMG Corporate Finance LLC has been selected as the Financial Advisor for the JGCC project. The City's financial commitment is 43% of the \$1.2 million estimated costs or \$516,000.*

**\*\*As of June 23, 2021 (CAM 21-054), the Fund breakdown is 60%-General Fund, 23%-Other Funds, 9%-Water and Sewer Fund, and 8%-Parking Fund.**

# Unfunded General Fund Project: Finance



## Project Goal

- To develop of a joint government center campus in downtown Fort Lauderdale to serve as the new offices for both the City of Fort Lauderdale and Broward County.

## Project Background

- Total Estimated Cost of City-County Joint Government Center Campus:
  - \$625 million
    - City Share = 43% (348,847 per square feet) or \$269 million
    - Estimated Annual “Availability Payment” = \$14.8 million
    - Estimated Annual Operation and Maintenance Expense = \$2.4 million (\$7 per square foot)
    - Estimated Renewal and Replacement Annual Payment – To Be Determined (TBD) (3-5% of city share of project cost)
    - Reduced Current Rental Expenses = \$1.5 million
    - Reduced Operating Expenses – TBD

# Unfunded General Fund Project: Fire Rescue



Project	Project Title	District	Funding Received	Unspent Balance as of 05/07/ 2021	Unfunded
FY20130190	Public Safety Training Facility	All	\$0	\$0	\$10,721,250

# Unfunded General Fund Project: Fire Rescue



## Project Goal

- To build a Public Safety training facility that will enable the City to meet the training needs of all Fort Lauderdale Public Safety entities.
  - Meets National Fire Protection Association (NFPA), State, Accreditation, International Organization for Standardization (ISO) guidelines
  - Keeps training within city limits
  - Increases unit availability for incident response
  - Reduces of travel time from out of jurisdiction training facilities

## Project Background

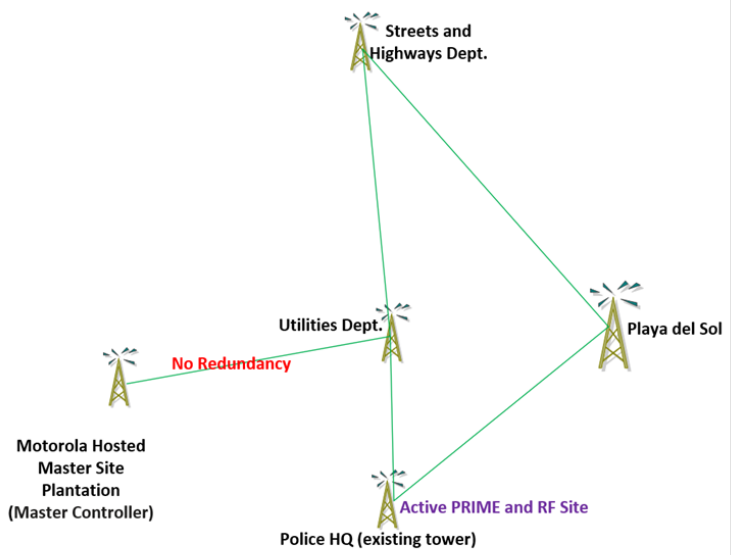
- Total Estimated Cost of Public Safety Training Facility:
  - \$10,721,250
  - Potential revenue offsets for Public Safety Training from other Fire agencies and entities - \$362,365 annually
  - Land usage and site to be determined

# Unfunded General Fund Project: Information Technology Services

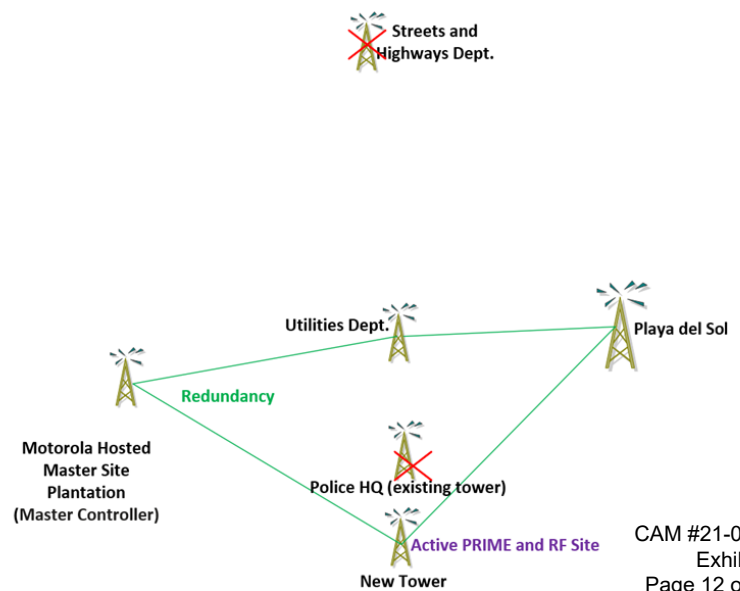


Project	Project Title	District	Funding Received	Unspent Balance as of 05/07/2021	Unfunded
FY20221085	Radio Tower Relocation	All	\$0	\$0	\$6,689,401
FY20221100	Broadband Network	All	\$0	\$0	\$3,000,000
<b>TOTALS</b>			<b>\$0</b>	<b>\$0</b>	<b>\$9,689,401</b>

## Existing Radio Communications Network



## Proposed Radio Communications Network



# Unfunded General Fund Project: Information Technology Services



## Project Goal – Radio Tower Relocation

- Create resilient microwave paths for the radio communications system
- Relocate Physical Radio Tower to improve future use for site

## Project Background – Radio Tower Relocation

- Total Estimated Cost of the Radio Tower Relocation:
  - \$6,689,401
- The current radio communications system is a Motorola 4 site, 12 channels linear simulcast system consisting of two main networks:
  - A signaling (RF) network
  - A microwave network
- The microwave network is designed in a ring (redundant loop) with a single RF network connection (no redundancy) to the Master Controller.

# Unfunded General Fund Project: Information Technology Services



## Project Goal – Broadband Network

- The project will provide a comprehensive updated Smart Broadband Master Plan to include the deployment of Wi-Fi services and broadband access to underserved and at-risk populations.

## Project Background – Broadband Network

- Total Estimated Cost of the Radio Tower Relocation:
  - Phase 1-\$3,000,000 (Design, Engineering, Permitting)
  - Phase 2-\$15,600,000 - \$25,600,000 (Construction)
- In parallel with the construction the City would undergo a phased transition away from existing managed services—and the associated monthly recurring costs, eliminating considerable annual general fund obligations.
- Over the construction period, the City’s operating spend on network services would be reduced overtime due to the reduction in existing network services and the ability to use less expensive dedicated internet access (DIA) and other services through the new Smart City Broadband Network (SCBN).

# Unfunded General Fund Project: Public Works



Project	Project Title	District	Funding Received	Unspent Balance as of 05/07/2021	Unfunded
P12446*	Public Works Joint Facility	I	\$3,761,606	\$3,712,310	\$1,773,163

*\*The Public Works Joint Facility has \$3,712,310 in Unspent Balance (\$0 Unspent Balance in the General Fund, \$1,962,474 in the Water and Sewer Fund, and \$1,749,836 in the Stormwater Fund)*

# Unfunded General Fund Project: Public Works



## **Project Goal - Public Works Joint Facility**

- This project is for the Design-Build Construction of a new facility (offices and storage) and new access roads for the stormwater operations team, the water meter shop team and the road repair and maintenance team.

## **Project Background - Public Works Joint Facility**

- Total Estimated Cost for the Public Works Joint Facility:
  - \$5,534,769 (\$1,773,163 unfunded)
- The Public Works Stormwater and Roadway Services Teams are currently working out of the Utilities Central Maintenance Facility and exceed the capacity of their available staffing and equipment space
- Managers of both programs are working at a separate facility

# Unfunded General Fund Project: Transportation and Mobility



Request Type	Estimated Unfunded Amount	Project Examples
Major Projects	\$188,400,000	Las Olas Mobility, Laudertrail
Streetscape Projects	\$21,664,000	NE 4 <sup>th</sup> Street, NW 15 <sup>th</sup> Avenue, Birch & Breakers, Sunrise Lane
Neighborhood Mobility Master Plan Implementation	\$3,500,000	Twin Lakes North, Palm Aire Village West, Lake Ridge, Tarpon River, Shady Banks, CRCCE
Intersections & Traffic Calming	\$3,181,000	Cordova/SE 12 <sup>th</sup> , Riverland Road
Bike & Pedestrian Projects	\$2,419,000	Bayview Drive Bike Lanes, New Sidewalks
Utility Box Wraps	\$140,000	Citywide Utility Boxes
<b>TOTAL</b>	<b>\$219,304,000</b>	

# Potential Financing Sources for these Projects



**Fund  
Balance**

**Grants,  
Surtax Funds,  
Legislative  
Appropriations**

**Public Private  
Partnerships  
(Availability  
Payments)**

**Revenue  
or General  
Obligation  
Bonds**

**Dedicated  
Millage Rate  
Increase**

**Special  
Assessments**



# Office of Management and Budget



City of Fort Lauderdale  
Proposed FY 2022 - FY 2026 Community Investment Plan

Project #	Project Title	Unspent Balance	Available Balance	FY 2022	FY 2023	FY 2024	FY2025	FY 2026	TOTALS
		as of May 7, 2021	as of May 7, 2021						
<b>Housing and Community Development Block Grant Fund (108)</b>									
P11963	2014 NCIP LAUDERDALE MANORS DECO ST SIGN	35,000	-	-	-	-	-	-	35,000
P11802	2012 NCIP LAUDERDALE MANORS CROSSWALKS	25,000	-	-	-	-	-	-	25,000
P12309	MELROSE PARK STREET LIGHTING	2,370	2,370	-	-	-	-	-	2,370
P11959	2014 NCIP GOLDEN HEIGHTS SPEED HUMPS	(16,000)	(16,000)	-	-	-	-	-	(16,000)
P12344	FIRE ALERTING SYSTEM - REPLACEMENT	82,345	82,345	-	-	-	-	-	82,345
P12542	ROADWAY & SIDEWALK REPLACEMENTS	102,425	60,890	500,000	500,000	500,000	500,000	500,000	2,602,425
<b>Housing and Community Development Grant Fund (108) Total*</b>		<b>231,140</b>	<b>129,605</b>	<b>500,000</b>	<b>500,000</b>	<b>500,000</b>	<b>500,000</b>	<b>500,000</b>	<b>2,731,140</b>
<b>American Rescue Plan 2021 (Fund 127)</b>									
P11722	RIVERWALK SEAWALL REPLACEMENT NORTHSIDE	-	-	2,899,890	-	-	-	-	2,899,890
<b>American Rescue Plan 2021 (Fund 127) Total*</b>		<b>-</b>	<b>-</b>	<b>2,899,890</b>	<b>-</b>	<b>-</b>	<b>-</b>	<b>-</b>	<b>2,899,890</b>
<b>Grants Fund (129)</b>									
P12186	GEORGE ENGLISH PARK BOAT RAMP 2016	618,553	400,000	-	-	-	-	-	618,553
P11056	CYPRESS CREEK SAND PINE PARK	247,702	247,702	-	-	-	-	-	247,702
P12519	MADE TO MOVE FLAGLER GREENWAY	100,000	100,000	-	-	-	-	-	100,000
P12369	RIVERWALK FLOATING DOCKS PHASE I	46,675	27,764	-	-	-	-	-	46,675
P12370	BILL KEITH PRESERVE SHORELINE STABILIZTN	29,881	17,346	-	-	-	-	-	29,881
P12594	SURTAX-ONE-WAY PAIRS	-	-	975,000	2,762,500	2,762,500	-	-	6,500,000
P12595	SURTAX - NW 15TH AVENUE STREETScape	-	-	2,000,000	-	-	-	-	2,000,000
P12596	SURTAX-NEW SIDEWALKS DESIGN	-	-	360,000	2,640,000	-	-	-	3,000,000
P12515	NORTH FORK RIVERFRONT PARK	150,000	5	-	-	-	-	-	150,000
P12087	SURTAX-BRIDGE REPLACEMENT AT SOUTH OCEAN DRIVE	-	-	2,553,217	-	-	-	-	2,553,217
P12299	SURTAX-WEST LAKE DRIVE BRIDGE RESTORATION	-	-	1,617,300	-	-	-	-	1,617,300
P12134	SURTAX-SIDEWALK AND PAVER REPLACEMENT	-	-	1,252,300	-	-	-	-	1,252,300
FY 20221107	SURTAX-NW 15TH AVENUE LIGHTING	-	-	996,669	-	-	-	-	996,669
FY 20221108	SURTAX-LAS OLAS FINGER STREETS ASPHALT	-	-	522,757	-	-	-	-	522,757
<b>Grants Fund (129) Total*</b>		<b>1,192,811</b>	<b>792,817</b>	<b>10,277,243</b>	<b>5,402,500</b>	<b>2,762,500</b>	<b>-</b>	<b>-</b>	<b>19,635,054</b>
<b>Building Permit Fund (140)</b>									
P12235	LAND & ASSET MANAGEMENT SYSTEM PROJECT	23,917	23,908	-	-	-	-	-	23,917
P12267	DSD BUILDING - COOLING SYSTM REPLACEMENT	3,074	3,074	-	-	-	-	-	3,074
P12560	GREG BREWTON CENTER (DSD)	19,139,787	18,244,530	-	-	-	-	-	19,139,787
<b>Building Permit Fund (140) Total</b>		<b>19,166,778</b>	<b>18,271,512</b>	<b>-</b>	<b>-</b>	<b>-</b>	<b>-</b>	<b>-</b>	<b>19,166,778</b>
<b>Special Assessments Fund (319)</b>									
P11714	IDLEWYLD UNDERGROUNDING OF UTILITIES	538	538	-	-	-	-	-	538
P11716	SEVEN ISLES UNDERGROUNDING OF UTILITIES	1	1	-	-	-	-	-	1
<b>Special Assessments Fund (319) Total</b>		<b>539</b>	<b>539</b>	<b>-</b>	<b>-</b>	<b>-</b>	<b>-</b>	<b>-</b>	<b>539</b>
<b>General Capital Projects Fund (331)</b>									
P12337	CORDOVA ROAD SEAWALL REPLACEMENT	937,436	469,241	-	-	-	-	-	937,436
P12247	BROWARD CTY SEGMENT II BEACH NOURISHMENT	-	-	3,333,333	3,333,333	3,333,334	-	-	10,000,000
P12435	BREAKERS AVENUE STREETScape IMPROVEMENTS	2,663,605	1,869,401	-	-	-	-	-	2,663,605
P12014	ISLE OF PALMS SEAWALL REPLACEMENT	623,307	543,605	-	-	-	-	-	623,307
P12087	BRIDGE REPLACEMENT AT SOUTH OCEAN DRIVE	482,026	362,428	-	-	-	-	-	482,026
P12089	BRIDGE REPLACEMENT AT COCONUT ISLE	117,659	1	-	-	-	-	-	117,659
P11937	ENTERPRISE RESOURCE PLANNING (ERP)	33,457	33,457	-	-	-	-	-	33,457
P12171	BUTLER BUILDING UPGRADE AT GTL WELLFIELD	1,158,440	195,750	-	-	-	-	-	1,158,440
P12344	FIRE ALERTING SYSTEM - REPLACEMENT	108,918	19,776	-	-	-	-	-	108,918
P12164	FACILITIES ASESSMNT - INT REPAIR/ CONSTR	668,576	668,576	200,000	200,000	200,000	250,000	250,000	1,768,576
P12134	SIDEWALK AND PAVER REPLACEMENT	701	1	1,000,000	1,000,000	1,000,000	1,000,000	1,000,000	5,000,701
P12162	FACILITIES ASESSMNT - HVAC, ELECT, PLUMB	2,815,975	2,815,975	1,300,000	1,300,000	1,300,000	1,000,000	1,000,000	8,715,975
P12315	AQUATICS COMPLEX RENOVATIONS	2,272,844	239,900	-	-	-	-	-	2,272,844
P11065	ELECTRICAL IMPROVEMENTS NEW RIVER DOCKS	607,431	584,911	-	-	-	-	-	607,431

City of Fort Lauderdale  
Proposed FY 2022 - FY 2026 Community Investment Plan

Project #	Project Title	Unspent Balance	Available Balance	FY 2022	FY 2023	FY 2024	FY2025	FY 2026	TOTALS
		as of May 7, 2021	as of May 7, 2021						
P12056	CITYWIDE CAMERA INITIATIVE	453,089	422,691	-	-	-	-	-	453,089
P12335	MILLS POND PARK NEW RESTROOMS	(54,916)	(182,326)	54,916	-	-	-	-	-
P12010	BRIDGE RESTORATION	530,943	321,993	1,100,000	1,582,025	1,551,838	948,615	1,148,615	6,862,036
P12223	ANNUAL ASPHALT RESURFACING CONTRACT	8,309	8,237	-	-	-	-	-	8,309
P12163	FACILITIES ASESSMNT - EXT REPAIR/ CONSTR	302,870	302,870	250,000	250,000	250,000	250,000	250,000	1,552,870
P12299	WEST LAKE DRIVE BRIDGE RESTORATION	480,212	237,616	911,142	-	-	-	602,214	1,993,568
P11722	RIVERWALK SEAWALL REPLACEMENT NORTHSIDE	307,484	289,024	1,598,750	-	-	-	-	1,906,234
P12503	LIFEGUARD TOWER REPLACEMENTS	-	-	-	-	-	-	160,000	160,000
P12470	NW 15TH AVE COMPLETE STREETS PROJECT	24,698	4,471	-	1,030,000	-	-	-	24,698
P12090	NEIGHBORHOOD TRAFFIC CALM & PED SAFETY	127,363	127,363	-	-	-	-	-	127,363
P12318	NE 4TH STREET IMPROVEMENTS	62,314	-	-	-	-	-	-	62,314
P12285	TWIN LAKES NORTH ANNEXATION IMPROVEMENTS	94,000	1	-	-	-	-	-	94,000
P12161	FACILITIES ASESSMNT - ROOFING PRIORITIES	507,638	266,361	250,000	250,000	250,000	500,000	500,000	2,257,638
P12235	LAND & ASSET MANAGEMENT SYSTEM PROJECT	44	40	-	-	-	-	-	44
P12374	CITY HALL COOLING TOWERS STL FRAME REHAB	57,573	49,861	-	-	-	-	-	57,573
P12198	CITY HALL SECURITY IMPROVEMENTS	1,947	1,947	-	-	-	-	-	1,947
P11825	MARINE FACILITIES MAINTENANCE	31,915	1	-	-	-	-	-	31,915
P12267	DSD BUILDING - COOLING SYSTM REPLACEMENT	501	1	-	-	-	-	-	501
P12018	MEDIAN BEAUTIFICATION - ENTRYWAY SIGNS	1,608	1,608	-	-	-	-	-	1,608
P10918	NEW FIRE STATION 13	53,726	53,726	3,948,354	-	-	-	-	4,002,080
P11715	LAS OLAS ISLES UNDERGROUNDING UTILITIES	1	1	-	-	-	-	-	1
P12326	SHADY BANKS ENTRYWAY	82,596	82,596	-	-	-	-	-	82,596
P12450	SEBASTIAN STREET PLAYGROUND REPLACEMENT	32,077	18,692	-	-	-	-	-	32,077
P12341	MILLS POND PARK BOAT RAMP REPLACEMENT	32,037	(6,132)	-	-	-	-	-	32,037
P12472	COCONUT ISLE DRIVE MILLING & RESURFACING	6,900	6,900	-	-	-	-	-	6,900
P12369	RIVERWALK FLOATING DOCKS PHASE I	24,241	5,330	-	-	-	-	-	24,241
P12308	PILING REPLACEMENTS ALONG NEW RIVER	62,121	62,121	-	-	-	-	-	62,121
P12370	BILL KEITH PRESERVE SHORELINE STABILIZTN	12,535	-	-	-	-	-	-	12,535
P11714	IDLEWYLD UNDERGROUNDING OF UTILITIES	35,607	12,847	-	-	-	-	-	35,607
P12440	NW 15TH AVE TWIN LAKES ROAD CLOSURE	50,000	50,000	-	-	-	-	-	50,000
P10909	SE FIRE STATION DESIGN & CONSTRUCTION	165,013	108,777	-	-	-	-	-	165,013
P12085	FACILITY MAINTENANCE PRIORITIES	40,546	40,546	-	-	-	-	-	40,546
P12377	TARPON RIV TRAFFIC CALMING IMPROVEMENTS	20,483	5,081	-	-	-	-	-	20,483
P12297	CARTER PARK STORMWATER IMPROVEMENTS	36,883	1	-	-	-	-	-	36,883
P11963	2014 NCIP LAUDERDALE MANORS DECO ST SIGN	32,243	1,831	-	-	-	-	-	32,243
P12201	COONTIE HATCHEE PARK LAGOON	14,608	1	-	-	-	-	-	14,608
P12328	SOUTHEAST EMERGENCY MEDICAL SUB-STATION	1,864,434	1,864,434	-	3,129,153	-	-	-	4,993,587
P11608	2010 NCIP RIVER GARDEN/ SWEETING MONUMEN	26,774	26,774	-	-	-	-	-	26,774
P11802	2012 NCIP LAUDERDALE MANORS CROSSWALKS	25,000	-	-	-	-	-	-	25,000
P11607	2010 NCIP DILLARD PARK CURBING	150	150	-	-	-	-	-	150
P11725	DISTRICT TWO PARK	7,908	7,908	-	-	-	-	-	7,908
P11696	2011 NCIGP HARBOR BCH LANDSCAPED MEDIANS	12,252	12,252	-	-	-	-	-	12,252
P10914	NEW FIRE STATION 54	1	1	-	-	-	-	-	1
P11681	SR A1A STREETScape IMPROVEMENTS	12,194	-	-	-	-	-	-	12,194
P11510	2009 NCIGP HARBOR BEACH HOA	11,620	11,620	-	-	-	-	-	11,620
P12065	777 BAYSHORE DRV STRMWTR IMPROVEMENTS	4	4	-	-	-	-	-	4
P11595	CENTRAL BCH WAYFINDING & INFO SIGNAGE	10,516	10,516	-	-	-	-	-	10,516
P11762	CONCRETE AND PAVER MAINTENANCE 2011/12	1	1	-	-	-	-	-	1
P12158	CORDOVA ROAD COMPLETE STREET PROJECT	159,735	159,735	-	-	-	-	-	159,735
P12091	CITY WAYFINDING & INFO SIGNAGE	8,372	8,372	-	-	-	-	-	8,372
P11811	MILLS POND PARK PLAYGROUND EQUIPMENT 12	7,307	7,307	-	-	-	-	-	7,307
P12447	ROADWAY REPAIR FACILITY	1,108	25	-	-	-	-	-	1,108

City of Fort Lauderdale  
Proposed FY 2022 - FY 2026 Community Investment Plan

Project #	Project Title	Unspent Balance	Available Balance	FY 2022	FY 2023	FY 2024	FY2025	FY 2026	TOTALS
		as of May 7, 2021	as of May 7, 2021						
P12045	CITYWIDE WATERWAY SURVEYS MASTERPLAN	837	837	-	-	-	-	-	837
P11632	RIVIERA ISLES UTILITIES UNDERGROUNDING	15	15	-	-	-	-	-	15
P12343	PARKER PLAYHOUSE RENOVATION	-	-	600,000	600,000	700,000	700,000	700,000	3,300,000
P12547	CITY-COUNTY JOINT GOVERNMENT CENTER CAMPUS	536	-	-	-	-	-	-	536
P12549	SEAWALL MAINTENANCE	873,352	491,680	470,000	470,000	470,000	470,000	-	873,352
P12544	POLICE K-9 TRAINING TRAILER	50,999	48,341	-	-	-	-	-	50,999
P12543	NCIP CITY MATCH	6,979	6,979	-	-	-	-	-	6,979
P12330	CITY OWNED SEAWALL RESTORATION/ REPLCMNT	1,049,345	1,049,345	1,309,477	3,130,523	470,000	470,000	470,000	6,899,345
P12597	NE 1ST STREET BRIDGE	209,759	209,759	1,206,325	-	-	1,759,698	-	3,175,782
FY20180622	SE 13TH STREET BRIDGE	-	-	-	705,180	-	-	-	2,542,326
FY20180620	BAYVIEW DRIVE BRIDGE OVER LONGBOAT INLET	-	-	-	146,300	1,074,500	-	-	1,220,800
FY 20200858	SE 8TH STREET BRIDGE REPLACEMENT	-	-	-	-	2,285,400	1,936,411	-	4,221,811
P12309	MELROSE PARK STREET LIGHTING	250,000	250,000	-	-	-	-	-	250,000
P11486	NW PROGRESSO	314	314	-	-	-	-	-	314
P12509	TEMPORARY FIRE STATION 13	209,674	148,183	-	-	-	-	-	209,674
P12510	PANTHERS WAR MEMORIAL IMPROVEMENTS	800,000	-	-	-	-	-	-	800,000
P11419	RIVEROAKS STORMWATER PARK	432,650	344,972	-	-	-	-	-	432,650
P12568	FIRE STATION 49 AND 53 HVAC REPLACEMENTS	64,197	64,197	-	-	-	-	-	64,197
FY20130199	CITY HALL ELEVATOR MAINTENANCE UPGRADE	-	-	-	-	-	2,851,000	-	2,851,000
FY 20210980	SE 9th AVE PEDESTRIAN CONNECTION	-	-	-	-	-	166,600	-	166,600
P12599	ADA-COMPLIANT BUS STOPS	100,000	33,294	200,000	-	-	-	-	300,000
P12600	TRAFFIC FLOW IMPROVEMENTS	200,000	200,000	(200,000)	175,972	500,000	-	-	675,972
FY 20210979	RIO VISTA SE 6TH AVE TRAFFIC CALMING	-	-	-	-	-	239,200	-	239,200
P12546	27 METER DIVE TOWER	698,478	-	-	-	-	-	-	698,478
P12575	CITY HALL 8TH FLOOR RENOVATIONS	97,500	47,954	-	-	-	-	-	97,500
P12586	LAKE RIDGE PLAN IMPLEMENTATION	59,844	57,234	-	-	-	-	-	59,844
P12592	FIRE-PUBLIC SAFETY CAPITAL ENHANCEMENTS	-	-	-	-	2,200,000	-	-	-
P12598	RIVERLAND ROAD TRAFFIC CALMING	200,000	3,430	100,000	-	-	260,800	-	200,000
P12578	POOL RESURFACING CARTER CROIS RIVERLND	189,391	189,391	-	-	-	-	-	189,391
FY20221050	BAYVIEW DRIVE NORTH BIKE LANES	-	-	-	-	-	40,000	-	40,000
FY20221052	SUNRISE LANE DISTRICT STREETSCAPES	-	-	-	-	-	220,800	-	220,800
FY20221063	LAS OLAS ISLES SIGNALIZED CROSSWALKS	-	-	500,000	-	-	-	-	500,000
P12639	CARTER PARK CONCESSION BLDG ROOF REPL	241,277	241,277	-	-	-	-	-	241,277
<b>General Capital Projects Fund (331) Total</b>		<b>24,012,107</b>	<b>15,593,400</b>	<b>17,562,297</b>	<b>15,802,486</b>	<b>12,915,072</b>	<b>12,332,324</b>	<b>8,623,155</b>	<b>91,247,441</b>
<b>Gas Tax Fund (332)</b>									
P11945	ANNUAL ASPHALT CONCRETE RESURFACING	551,075	551,075	-	-	-	-	-	551,075
P12223	ANNUAL ASPHALT RESURFACING CONTRACT	1,313,659	812,200	1,000,000	1,000,000	1,000,000	1,000,000	-	1,313,659
P12301	ANNUAL MICROSURFACING	314,245	314,245	-	-	-	-	-	314,245
P12518	ANNUAL ASPHALT RESURFACING	-	-	1,000,000	1,000,000	1,000,000	1,000,000	1,000,000	5,000,000
P12517	ANNUAL CONCRETE & PAVER STONES CONTRACT	178,568	-	-	-	-	-	-	178,568
<b>Gas Tax Fund (332) Total</b>		<b>2,357,547</b>	<b>1,677,520</b>	<b>1,000,000</b>	<b>1,000,000</b>	<b>1,000,000</b>	<b>1,000,000</b>	<b>1,000,000</b>	<b>7,357,547</b>
<b>Fire Rescue Bond 2005 Series Fund (336)</b>									
P10918	NEW FIRE STATION 13	4,500,606	3,829,509	-	-	-	-	-	4,500,606
P10909	SE FIRE STATION DESIGN & CONSTRUCTION	66,756	560	-	-	-	-	-	66,756
P10914	NEW FIRE STATION 54	60,474	8,437	-	-	-	-	-	60,474
<b>Fire Rescue Bond 2005 Series Fund (336) Total</b>		<b>4,627,836</b>	<b>3,838,506</b>	<b>-</b>	<b>-</b>	<b>-</b>	<b>-</b>	<b>-</b>	<b>4,627,836</b>
<b>EXCISE TAX BOND CONSTRUCTION 1998C (344)</b>									
P11827	SEAWALL REPLACEMENT ALONG NEW RIVER	(16,539)	(16,539)	-	-	-	-	-	(16,539)
<b>Excise Tax Bond Construction 1998C (344) Total</b>		<b>(16,539)</b>	<b>(16,539)</b>	<b>-</b>	<b>-</b>	<b>-</b>	<b>-</b>	<b>-</b>	<b>(16,539)</b>

City of Fort Lauderdale  
Proposed FY 2022 - FY 2026 Community Investment Plan

Project #	Project Title	Unspent Balance	Available Balance	FY 2022	FY 2023	FY 2024	FY2025	FY 2026	TOTALS
		as of May 7, 2021	as of May 7, 2021						
<b>CRA Beach Fund (346)</b>									
P12315	AQUATICS COMPLEX RENOVATIONS	2,721,966	1	-	-	-	-	-	2,721,966
P11900	LAS OLAS BLVD CORRIDOR IMPROVEMENTS	743,104	331,520	-	-	-	-	-	743,104
P11681	SR A1A STREETScape IMPROVEMENTS	8,101,127	8,017,802	-	-	-	-	-	8,101,127
P12373	DC ALEXANDER PARK IMPROVEMENT PROJECT	124,846	96,503	-	-	-	-	-	124,846
P11595	CENTRAL BCH WAYFINDING & INFO SIGNAGE	378,120	370,710	-	-	-	-	-	378,120
P12546	27 METER DIVE TOWER	2,699,292	-	-	-	-	-	-	2,699,292
P12134	SIDEWALK AND PAVER REPLACEMENT	100,000	-	-	-	-	-	-	100,000
<b>CRA Beach Fund (346) Total</b>		<b>14,868,455</b>	<b>8,816,536</b>	<b>-</b>	<b>-</b>	<b>-</b>	<b>-</b>	<b>-</b>	<b>14,868,455</b>
<b>CRA - Northwest Progresso Heights (NWPFH) Fund (347)</b>									
P12096	SISTRUNK PHASE II UNDERGRND UTILITIES	3,178,929	3,178,929	-	-	-	-	-	3,178,929
P12166	OFF-STREET PARKING	2,075,708	2,071,201	-	-	-	-	-	2,075,708
P12097	NEW CARTER PARK SENIOR CENTER	2,065,505	2,065,505	-	-	-	-	-	2,065,505
P12443	SISTRUNK CROSSWALKS	435,441	419,258	-	-	-	-	-	435,441
P12427	MID-BLOCK FLASHING BEACON NW 9 AVE/NW 2	116,546	116,546	-	-	-	-	-	116,546
P12278	SWEETING PARK DOCK REPLACEMENT	3,049	1,371	-	-	-	-	-	3,049
P11608	2010 NCIP RIVER GARDEN/ SWEETING MONUMEN	35,000	35,000	-	-	-	-	-	35,000
P12507	NPF STREETScape IMPROVEMENT PROJECT	500,000	159,625	-	-	-	-	-	500,000
P12621	PROVIDENT PARK IMPROVEMENTS	914,336	914,336	-	-	-	-	-	914,336
P12519	MADE TO MOVE FLAGLER GREENWAY	71,205	71,205	-	-	-	-	-	71,205
<b>CRA - Northwest Progresso Heights (NWPFH) Fund (347) Total</b>		<b>9,395,719</b>	<b>9,032,976</b>	<b>-</b>	<b>-</b>	<b>-</b>	<b>-</b>	<b>-</b>	<b>9,395,719</b>
<b>Central City CRA Fund (348)</b>									
P12557	THE NE 4TH AVE COMPLETE STREET PROJECT	1,000,000	848,675	-	-	-	-	-	1,000,000
<b>Central City CRA Fund (348) Total</b>		<b>1,000,000</b>	<b>848,675</b>	<b>-</b>	<b>-</b>	<b>-</b>	<b>-</b>	<b>-</b>	<b>1,000,000</b>
<b>Park Impact Fees Fund (350)</b>									
P12461	MILLS POND PARK ARTIFICIAL TURF	2,957,841	2,957,841	-	-	-	-	-	2,957,841
P11900	LAS OLAS BLVD CORRIDOR IMPROVEMENTS	(292)	(292)	-	-	-	-	-	(292)
P12334	HOLIDAY PARK FIELD CONVERSION	171,264	171,264	-	-	-	-	-	171,264
P12452	FLORENCE C. HARDY PARK IMPROVEMENTS	1,346	1,346	-	-	-	-	-	1,346
P12058	LAS OLAS TUNNEL TOP PARK	1,518,278	1,518,278	-	-	-	-	-	1,518,278
P12201	COONTIE HATCHEE PARK LAGOON	51,548	-	-	-	-	-	-	51,548
P12460	BILL KEITH PRESERVE BOARDWALK EXTENSION	52,202	-	-	-	-	-	-	52,202
P12426	RIVERLAND ROAD PARK	259	259	-	-	-	-	-	259
P11813	BENNETT ELEMENTARY PLAYGROUND	52	52	-	-	-	-	-	52
FY 20190784	PARK IMPACT FEES - LAND ACQUISITION	-	-	-	-	-	8,000,000	-	8,000,000
P12315	AQUATICS COMPLEX RENOVATIONS	403,599	77,940	-	-	-	-	-	403,599
P11419	RIVEROAKS STORMWATER PARK	29,223	-	-	-	-	-	-	29,223
P12584	AQUATICS COMPLEX NORTH OBSERVATION DECK	3,079,201	-	-	-	-	-	-	3,079,201
P12373	DC ALEXANDER PARK IMPROVEMENT PROJECT	5,500,000	5,500,000	-	-	-	-	-	5,500,000
P12186	GEORGE ENGLISH PARK BOAT RAMP 2016	393,823	393,823	-	-	-	-	-	393,823
<b>Park Impact Fees Fund (350) Total</b>		<b>14,158,344</b>	<b>10,620,511</b>	<b>-</b>	<b>-</b>	<b>-</b>	<b>8,000,000</b>	<b>-</b>	<b>22,158,344</b>
<b>GO BOND 2019 CONSTRUCTION - POLICE STATION (Fund 352)</b>									
P12573	NEW POLICE HEADQUARTERS	99,057,599	98,028,080	-	-	-	-	-	99,057,599
<b>GO Bond 2019 Construction - Police Station (Fund 352) Total</b>		<b>99,057,599</b>	<b>98,028,080</b>	<b>-</b>	<b>-</b>	<b>-</b>	<b>-</b>	<b>-</b>	<b>99,057,599</b>
<b>GO BOND 2020 CONSTRUCTION - PARKS (Fund 353)</b>									
P12058	LAS OLAS TUNNEL TOP PARK	9,092,691	9,092,691	-	-	-	-	-	9,092,691
P12563	PROPERTY ACQUISITION PARKS BOND	11,262	10,975	-	-	-	-	-	11,262
P12553	HORTT PARK PLAYGROUND REPLACEMENT	21,171	16,385	-	-	-	-	-	21,171
P12555	COONTIE HATCHEE PARK PLYGRND REPLACEMENT	7,445	-	-	-	-	-	-	7,445
P12574	LOCKHART STADIUM COMMUNITY CENTER	18,012	18,012	-	-	-	-	-	18,012
P12500	VIRGINIA S YOUNG PARK	263,775	7,642	-	-	-	-	-	263,775

City of Fort Lauderdale  
Proposed FY 2022 - FY 2026 Community Investment Plan

Project #	Project Title	Unspent Balance	Available Balance	FY 2022	FY 2023	FY 2024	FY2025	FY 2026	TOTALS
		as of May 7, 2021	as of May 7, 2021						
P12582	AQUATIC CENTER SOUTH BLDG REPLACEMENT	10,040,986	10,042,486	-	-	-	-	-	10,040,986
P12583	HECTOR PARK IMPROVEMENTS	59,939	2,033	-	-	-	-	-	59,939
FY20210005	FUTURE PARKS PROJECTS	35,678,116	35,678,116	<del>40,000,000</del>	40,000,000	40,000,000	40,000,000	-	155,678,116
P12623	DISTRICT 4 - SW 5TH CT AND SW 12TH AVE	24,139	24,139	-	-	-	-	-	24,139
P12632	JOSEPH C CATER PARK IMPROVEMENTS	1,360,000	1,360,000	-	-	-	-	-	1,360,000
P12633	HOLIDAY PARK IMPROVEMENTS	2,090,000	2,090,000	-	-	-	-	-	2,090,000
P12635	DISTRICT 3 - NW 6 STREET ACQUISITION	5,593	5,593	-	-	-	-	-	5,593
P12624	DISTRICT 1 - LOCKHART PARK	2,400,000	2,400,000	-	-	-	-	-	2,400,000
P12627	LAUDERTRAIL	4,999,650	4,767,150	-	-	-	-	-	4,999,650
<b>General Obligation Bond 2020 Construction - Parks (Fund 353) Total</b>		<b>66,072,779</b>	<b>65,515,222</b>	<b>-</b>	<b>40,000,000</b>	<b>40,000,000</b>	<b>40,000,000</b>	<b>-</b>	<b>186,072,779</b>
<b>SO BOND 2020 CONSTRCTN - UTILITY UNDERGR (354)</b>									
P11715	LAS OLAS ISLES UNDERGROUNDING UTILITIES	8,761,040	8,749,750	-	-	-	-	-	8,761,040
<b>Special Obligation Bond 2020 Construction - Utility Undergroudning (354) Total</b>		<b>8,761,040</b>	<b>8,749,750</b>	<b>-</b>	<b>-</b>	<b>-</b>	<b>-</b>	<b>-</b>	<b>8,761,040</b>
<b>Sanitation Fund (409)</b>									
P12235	LAND & ASSET MANAGEMENT SYSTEM PROJECT	8,789	8,789	-	-	-	-	-	8,789
FY20180635	PLANT A AND FORMER TRASH TRANSFER STATION REMEDIATION	-	-	-	900,000	-	-	-	900,000
FY20180603	PLANT A STORMWATER TREATMENT FACILITY UPGRADES	-	-	255,151	-	-	-	-	255,151
<b>Sanitation Fund (409) Total</b>		<b>8,789</b>	<b>8,789</b>	<b>255,151</b>	<b>900,000</b>	<b>-</b>	<b>-</b>	<b>-</b>	<b>1,163,940</b>
<b>Central Region/Wastewater Fund (451/458)</b>									
P11781	GTL WWTP CRYOGENIC PLANT UPGRADES	15,685,051	1,157,024	-	-	-	-	-	15,685,051
P12176	GTL MOTOR CONTROL CENTERS REHABILITATION	3,580,346	809,075	<del>3,761,951</del>	<del>3,721,720</del>	6,025,133	6,551,861	326,861	16,484,201
P11773	GTL PLANT REHABILITATION OF PCCP PIPE	4,864,720	4,309,065	-	-	-	-	-	4,864,720
P11917	GTL REACTOR 1 & OXYGEN BLDG MCC ELEC UPG	3,179,197	175,000	-	-	-	-	-	3,179,197
P12251	CLARIFIER PIPE REPLACEMENT	1,235,600	1,235,600	-	-	-	-	-	1,235,600
P00401	REGIONAL REPLACEMENT/RECAPITALIZATION	209,622	209,622	545,143	366,181	3,254,449	1,061,491	5,684,385	11,121,271
P12451	UNDRGRND INJECTION CONTROL (UIC) PERMITS	1,700,000	1,700,000	-	-	-	-	-	1,700,000
P12252	GEORGE T LOHMEYER INTERIOR PAINTING	1,398,720	1,398,720	-	-	-	-	-	1,398,720
P12348	GTL EFFLUENT PUMPS REPLACEMENT	3,041,035	1,589,469	-	-	-	-	-	3,041,035
P12438	FREIGHT ELEVATOR REPLACEMENT - GTL WWTP	1,144,992	260,327	-	-	-	-	-	1,144,992
P12172	ELECTRICAL MAINTENANCE	323,866	323,866	-	-	-	-	-	323,866
P12170	GTL CONCRETE RESTORATION	466,934	466,934	-	-	-	-	-	466,934
P12171	BUTLER BUILDING UPGRADE AT GTL WELLFIELD	439,193	114,767	-	-	-	-	-	439,193
P12169	GTL ODOR CONTROL SYSTEM	2,897,802	2,897,801	-	2,321,234	-	-	-	5,219,036
P12190	UTILITIES ASSET MANAGEMENT SYSTEM	510,613	404,896	139,828	54,200	<del>37,281</del>	<del>37,281</del>	-	704,641
P12114	ELECTRICAL/ SCADA EVALUATION	369,157	369,157	-	-	-	-	-	369,157
P11854	REGIONAL WASTEWATER METER REPLACEMENT	204,814	204,680	-	-	-	-	-	204,814
P12375	PROG MGMT OF CONSENT ORDER PROJECTS	261,449	1	-	-	-	-	-	261,449
P12255	GEORGE T LOHMEYER EXTERIOR PAINTING	271,380	254,862	-	314,553	-	-	-	585,933
P12468	GTL CHLORINE SCRUBBER	-	-	-	429,524	-	-	-	429,524
P12532	REDUNDANT EFFLUENT PIPELINE TO WELLFIELD	-	-	-	-	<del>2,500,000</del>	<del>2,500,000</del>	-	-
P12528	GTL CHLORINE FLASH MIX REMODEL	3,060,093	2,704,594	-	-	-	-	-	3,060,093
P12529	EFFLUENT PUMPS STANDBY GENERATOR & ADMIN BLDG IMPROVEMEN	478,887	478,884	13,695,566	<del>6,236,270</del>	<del>4,363,730</del>	<del>2,763,730</del>	-	14,174,453
P12530	DEEPWELL ELECTRIC POWER, INSTRUMENTATION & CONTROL	2,311,000	2,295,566	-	-	-	-	-	2,311,000
P12601	GTL ROADWAY RESURFACING	200,000	200,000	-	-	-	-	-	200,000
FY 20200864	GEORGE T. LOHMEYER (GTL) BELT PRESSES	-	-	-	-	<del>1,427,401</del>	<del>1,708,297</del>	1,852,048	1,852,048
P12384	NE 38TH ST 42" FM & NE 19TH AV 24" FM	-	-	<del>2,632,875</del>	8,135,931	300,000	-	-	8,435,931
P12383	NE 25th AVE 24 FOR MAIN REPLACEMENT	1,277,249	1,277,249	86,104	<del>715,549</del>	<del>737,014</del>	<del>759,125</del>	-	1,363,353
P12512	GTL CHLORINE BUILDING ROOF REPLACEMENT	10,818	10,818	-	-	-	-	-	10,818
P12566	REDUNDANT SEWER FM NORTH TO GTL WWTP	814,017	344,563	-	-	-	-	-	814,017
P12572	RIO VISTA TARPON RVR SUBAQUEOUS REDUN FM	413,495	191,828	-	-	-	-	-	413,495
FY 20150275	FLORIDA DEPARTMENT ENVIRONMENTAL PROTECTION PERMIT	-	-	228,498	-	-	-	-	228,498
P12387	EFFLUENT MAIN REHABILITATION	-	-	<del>2,100,000</del>	1,499,715	-	-	-	1,499,715
P12602	GTL BUILDING INRATRUCTURE REPLACEMENT	44,732	44,732	200,000	200,000	-	-	-	444,732

City of Fort Lauderdale  
Proposed FY 2022 - FY 2026 Community Investment Plan

Project #	Project Title	Unspent Balance	Available Balance	FY 2022	FY 2023	FY 2024	FY2025	FY 2026	TOTALS
		as of May 7, 2021	as of May 7, 2021						
FY 20210959	DEEPWELL MECHANICAL INTEGRITY TESTING & PIPE REPLACEMENT	-	-	-	297,663	1,200,000	-	-	1,497,663
FY 20221034	GTL SLUDGE HOLDING TANK COVERS AND ROOF	-	-	196,822	1,188,143	-	-	-	1,384,965
FY 20221035	GTL SLUDGE PUMP REHAB	-	-	-	-	-	446,907	2,446,225	2,893,132
FY 20221037	SLUDGE FLOW METER REPLACEMENT	-	-	250,000	-	250,000	-	-	500,000
FY 20221038	SECONDARY SERVER ROOM	-	-	-	-	100,000	100,000	100,000	300,000
FY 20221041	GTL CLARIFIER REHABILITATION	-	-	-	-	840,968	3,496,568	4,381,768	8,719,304
FY 20221042	GTL REACTOR REHABILITATION	-	-	-	300,000	3,625,843	3,375,000	-	7,300,843
FY 20170517	GTL GRIT PUMPS REPLACEMENT	-	-	-	-	-	-	59,214	59,214
FY 20170520	GTL SLUDGE HOLDING TANK DECANTING	-	-	-	-	-	-	284,227	284,227
P12593	RIO VISTA WM & ROADWAY IMPROVEMENTS	1,022,683	25,484	-	-	-	-	-	1,022,683
<b>Central Region/Wastewater Fund (451/458) Total</b>		<b>51,417,465</b>	<b>25,454,584</b>	<b>15,341,961</b>	<b>15,107,144</b>	<b>15,596,393</b>	<b>15,031,827</b>	<b>15,134,728</b>	<b>127,629,518</b>
<b>Water Expansion/Impact Fee Fund (452)</b>									
P12564	C-51 RESERVOIR	-	-	1,800,000	-	-	-	-	1,800,000
<b>Water Expansion/Impact Fee Fund (452) Total</b>		<b>-</b>	<b>-</b>	<b>1,800,000</b>	<b>-</b>	<b>-</b>	<b>-</b>	<b>-</b>	<b>1,800,000</b>
<b>Sewer Expansion/Impact Fee Fund (453)</b>									
P12605	NEW PUMPING STATION FLAGLER VILLAGE A-24	-	-	900,000	-	-	-	-	900,000
<b>Sewer Expansion/Impact Fee Fund (453) Total</b>		<b>-</b>	<b>-</b>	<b>900,000</b>	<b>-</b>	<b>-</b>	<b>-</b>	<b>-</b>	<b>900,000</b>
<b>Water/Sewer Master Plan Fund (454)</b>									
P11991	DOWNTOWN SEWER BASIN PS A-7 REHABILITION	6,007,604	1,149,641	-	-	-	-	-	6,007,604
P11901	VICTORIA PK STH SM WATERMAINS IMPROVEMNT	463,907	22,436	-	-	-	-	-	463,907
P12055	BASIN A-18 SANITARY SWR COLL SYSTM REHAB	1,315,117	910,659	-	-	-	-	-	1,315,117
P12133	PUMP STN A-13 REDIRECTION E OF FEDERAL	326,270	260,903	-	-	-	-	-	326,270
P11887	NW SECOND AVE TANK RESTORATION	95,987	22,292	-	-	-	-	-	95,987
P12485	FIVEASH WTP FILTERS REHABILITATION	887,902	48,189	-	-	-	-	-	887,902
P12462	CORAL RIDGE SMALL WATERMAIN IMPROVEMENTS	65,056	65,056	240,000	60,000	-	-	-	365,056
P12294	FIVEASH WTP ELECTRICAL VOLTAGE UPGRADE	866,490	554,469	-	-	-	-	-	866,490
P11566	RIO VISTA SEWER BASIN D-43 REHAB	1,260,419	341,886	-	-	-	-	-	1,260,419
P12413	FM FROM PUMP STN D-35 TO D-36 UPSIZE	608,057	207,179	-	-	-	-	-	608,057
P12190	UTILITIES ASSET MANAGEMENT SYSTEM	1,222,981	844,015	501,739	302,817	<del>133,773</del>	<del>133,773</del>	-	2,027,537
P12463	CORAL SHORES SML WATERMAIN IMPROVEMENTS	617,758	443,684	-	-	-	-	-	617,758
P12272	CITYWIDE FM VLV & AIRE RELEASE VLV REHAB	834,578	834,578	(834,578)	-	-	-	-	-
P12484	REFURB FIVEASH WTP MG STEEL TANK (NORTH)	1,458,835	485,429	-	-	-	-	-	1,458,835
P12428	CYPRESS CRK RD INFLOW & INFILTRATION REH	255,264	183,099	(255,264)	-	-	-	-	-
P12180	CROISSANT PARK SMALL WATER MAINS	128,272	128,272	-	-	-	-	-	128,272
P12429	RENO 6300 NW 21 AVE METER SHOP RELOCATIO	599,416	599,416	-	-	-	-	-	599,416
P12465	HARBOR BEACH SEWER BASIN D-34 REHAB	-	-	851,450	-	-	-	-	851,450
P12295	PLE DIXIE AIR STRIPPERS & HYPOCHOLORITE	182,843	-	-	-	-	-	-	182,843
P12375	PROG MGMT OF CONSENT ORDER PROJECTS	1,013,442	158,728	-	-	-	-	-	1,013,442
P12476	FIVEASH WELLFIELD PUMP REPLACEMENT	513,610	55,146	500,914	<del>500,000</del>	<del>500,000</del>	<del>500,000</del>	-	1,014,524
P12464	TARPON RIVER A-11 SEWER BASIN REHAB	1,390,473	1,390,473	1,046,845	<del>500,000</del>	<del>500,000</del>	<del>500,000</del>	-	2,437,318
P12178	UTILITIES STORAGE BUILDING(STEEL PREFAB)	8,604	8,604	-	-	-	-	-	8,604
P11882	PUMP STATION B-22 REHABILITATION	1,204,209	508,613	-	-	-	-	-	1,204,209
P11563	VICTORIA PARK SEWER BASIN A-19 REHAB	309,779	1	-	-	-	-	-	309,779
P12049	FLAGLER HEIGHTS SWR BASIN A-21 LATERALS	768,568	768,568	-	-	-	-	-	768,568
P12412	PUMP STATIONS A-16 UPGRADE	1,719,107	1,616,333	-	-	-	-	-	1,719,107
P12410	PUMP STATIONS C-1 & C-2 REPLACEMENT	160,205	100,684	772,522	<del>1,375,000</del>	-	-	-	932,727
P12259	PUB WRKS ADMIN BUILDING AIR CONDITIONING	2,504,998	2,391,023	-	-	-	-	-	2,504,998
P12051	CONTRACT SUPERVISORY CNTRL & DATA ACQUIS	147,417	76,942	-	-	-	-	-	147,417
P10850	VICTORIA PARK A NORTH-SMALL WATERMAINS	875	875	-	-	-	-	-	875
P11589	FIVEASH WTP DISINFECTION IMPROVEMENTS	36,322	28,472	-	-	-	-	-	36,322
P11080	PORT CONDO SMALL WATER MAIN IMPROVEMENTS	12,183	12,183	-	-	-	-	-	12,183
P12446	PUBLIC WORKS JOINT FACILITY	1,962,474	1,961,223	<del>475,000</del>	-	-	-	-	1,962,474

City of Fort Lauderdale  
Proposed FY 2022 - FY 2026 Community Investment Plan

Project #	Project Title	Unspent Balance	Available Balance	FY 2022	FY 2023	FY 2024	FY2025	FY 2026	TOTALS
		as of May 7, 2021	as of May 7, 2021						
P12202	LIFT STATN D-11 FLOW ANALYSIS & REDESIGN	987	987	-	-	-	-	-	987
P11664	BASIN B-6 SANITARY SEWER SYSTEM REHAB	-	-	2,000,000	-	-	-	-	2,000,000
P12235	LAND & ASSET MANAGEMENT SYSTEM PROJECT	1,253	1,253	-	-	-	-	-	1,253
P12435	BREAKERS AVENUE STREETScape IMPROVEMENTS	986,396	986,396	-	-	-	-	-	986,396
P12537	FIVE-ASH WELLFIELD WEST GENERATOR REPLACEMENT	650,000	650,000	(650,000)	-	-	-	-	-
P12526	UTILITIES EMERGENCY OPERATIONS CENTER & ADMINISTRATION	284,621	284,621	1,881,839	-	-	-	-	2,166,460
P12296	NEW UTILITIES CENTRAL LABORATORY-PEELE DIXIE WATER	179,500	179,500	2,442,882	<del>359,500</del>	<del>1,229,000</del>	-	-	2,622,382
P12525	UTILITIES CENTRAL WAREHOUSE	992,062	992,062	-	-	-	-	-	992,062
P12538	SOIL MITIGATION AT SLUDGE PIT PROPERTY	100,000	100,000	-	-	-	-	-	100,000
P12401	PROSPECT WELLFIELD BONDING AND GROUNDING TESTING	97,216	97,216	-	-	-	-	-	97,216
P12531	NORTH NEW RIVER DRIVE EAST	452,770	452,770	-	-	-	-	-	452,770
P12527	CONVERSION OF BACK WASH PUMP	195,551	3	-	-	-	-	-	195,551
P12536	PEELE DIXIE WTP INJECTION WELL MECHANICAL INTEGRITY	4,703	4,703	-	-	-	-	-	4,703
P12534	FIVEASH WTP-SLUICE GATES REPLACEMENT	18,128	18,128	<del>200,000</del>	<del>200,000</del>	-	-	-	18,128
P12533	FIVEASH WTP-DIESEL BLDG SOUND PROOF CEILING PANEL	20,000	20,000	-	<del>100,000</del>	-	-	-	20,000
P12393	FIVEASH ELECTRICAL SYSTEM REPLACEMENTS (2015-2020)	2,438,138	2,191,193	<del>2,438,834</del>	-	-	2,561,434	-	4,999,572
P12399	FIVEASH WTP PCCP REPLACEMENT	-	-	<del>567,947</del>	<del>567,947</del>	-	-	-	-
P12403	PEELE-DIXIE WTP CHEMICAL STORAGE IMPROVEMENTS	-	-	-	1,244,776	-	-	-	1,244,776
P12405	UTILITIES WIDE AREA NETWORK SCADA IMPROVEMENTS	-	-	-	<del>3,689,710</del>	<del>2,849,230</del>	-	-	-
FY 20150184	CORAL RIDGE COUNTRY CLUB SMALL WATERMAIN	-	-	-	-	<del>380,000</del>	-	572,640	572,640
FY 20150185	SEA RANCH LAKES SMALL WATER MAINS	-	-	-	1,806,053	1,806,053	-	-	3,612,106
FY 20150187	LAUDERDALE BY THE SEA SMALL WATER MAIN IMPROVEMENTS	-	-	-	-	<del>300,000</del>	-	320,801	320,801
FY 20190722	WELLFIELD COMMUNICATIONS	-	-	<del>300,000</del>	<del>400,000</del>	300,000	400,000	100,000	800,000
FY 20150189	LAKE AIRE PALM VIEW SMALL WATER MAINS	-	-	-	-	465,792	605,680	-	1,071,472
P12603	CONVERSION OF FOUR HIGH SERVICE PUMPS TO VFD	150,000	150,000	<del>250,000</del>	<del>100,000</del>	-	-	-	150,000
P12417	MISCELLANEOUS WATER QUALITY IMPROVEMENTS	69,000	69,000	-	-	-	-	-	69,000
FY 20190735	MEMBRANE CLEANING SYSTEM UPGRADE	-	-	-	-	-	<del>100,000</del>	-	-
FY 20190731	A-32, B-16, E-6, AND E-7 PUMPING STATION REPLACEMENT	-	-	-	<del>572,384</del>	-	-	-	-
FY 20190764	SEWER BASIN E-5 GRAVITY LINING	-	-	<del>550,504</del>	102,618	<del>500,000</del>	1,468,756	-	1,571,374
FY 20190739	SW 11 STREET & SW 30 AVENUE SMALL WATER MAIN REPLACEMENT	-	-	-	<del>1,082,021</del>	-	-	-	-
FY 20200836	CORDOVA ROAD WATERMAIN	-	-	-	-	<del>200,028</del>	-	197,028	197,028
FY 20150204	DURRS A-23 SEWER BASIN LATERALS	-	-	-	-	<del>590,128</del>	-	-	-
FY 20190746	SMALL WATER MAIN REPLACEMENT - SEABREEZE BLVD	-	-	-	-	-	828,024	5,635,336	6,463,360
FY 20150176	SW 29 STREET SMALL WATERMAINS	-	-	-	-	448,872	-	-	448,872
FY 20190747	SMALL WATER MAIN REPLACEMENT - SW 10TH COURT	-	-	-	-	-	473,898	-	473,898
P11465	17TH STREET CAUSEWAY - LARGE WATER MAIN REPLACEMENT	183,130	183,130	397,384	<del>980,888</del>	<del>1,010,315</del>	<del>1,040,624</del>	-	580,514
P12604	SMALL WATER MAIN REPLACEMENT - HENDRICKS ISLE	1,075,132	1,005,237	537,262	-	-	-	-	1,612,394
P12605	NEW PUMPING STATION FLAGLER VILLAGE A-24	269,382	144,506	757,079	-	-	-	-	1,026,461
FY 20200837	PIER SIXTY-SIX WATER MAIN	-	-	-	-	<del>140,020</del>	-	140,020	140,020
P12416	WATERMAIN IMPROVEMENTS AREA 1	-	-	-	-	1,272,510	-	-	1,272,510
P12388	NW 13TH ST 24 FORCE MAIN REPLACEMENT	3,701,996	3,634,009	-	-	<del>2,273,805</del>	<del>6,251,391</del>	-	3,701,996
FY 20190755	SMALL WATER MAIN REPLACEMENT - SW 37 TERRACE	-	-	-	-	-	-	350,000	350,000
P12606	CORAL RIDGE COUNTRY CLUB ESTATES B11 BASIN REHAB	232,543	232,543	900,000	<del>500,000</del>	<del>500,000</del>	<del>500,000</del>	-	1,132,543
FY 20150214	LAS OLAS ISLED D37 BASIN REHAB	-	-	<del>950,000</del>	325,025	<del>950,000</del>	<del>950,000</del>	-	325,025
P12607	CORAL RIDGE B-4 SEWER BASIN REHAB	122,677	122,677	<del>1,600,000</del>	<del>500,000</del>	-	-	350,000	472,677
FY 20190730	SEWER BASIN E-6 GRAVITY LINING	-	-	<del>226,992</del>	-	-	-	-	-
P12390	16 FORCE MAIN ALONG LAS OLAS BLVD PHASE 2	1,755,423	1,753,524	-	-	-	-	-	1,755,423
FY 20150182	POINSETTIA DR. SMALL WATERMAIN IMPROVEMENTS	-	-	-	395,526	3,433,057	-	-	3,828,583
FY 20150202	RIVER OAKS A-12 SEWER BASIN LATERALS	-	-	-	-	-	<del>4,315,839</del>	-	-
P12408	FORCE MAIN (FROM PUMP STATION A-54 TO A-10) UPSIZE	-	-	430,254	-	-	-	-	430,254
P12608	TRIPLEX PUMPING STATION REHABILITATION	364,199	364,199	<del>3,476,384</del>	<del>3,476,384</del>	<del>3,376,384</del>	<del>2,176,384</del>	-	364,199
FY 20150181	LAUDERHILL SMALL WATERMAINS IMPROVEMENTS	-	-	-	-	<del>2,266,583</del>	-	465,826	465,826
FY 20190750	SMALL WATER MAIN REPLACEMENT - NORTH GORDON ROAD	-	-	-	-	-	<del>554,347</del>	563,773	563,773

City of Fort Lauderdale  
Proposed FY 2022 - FY 2026 Community Investment Plan

Project #	Project Title	Unspent Balance	Available Balance	FY 2022	FY 2023	FY 2024	FY2025	FY 2026	TOTALS
		as of May 7, 2021	as of May 7, 2021						
P12184	DAVIE BLVD 18" WM ABAN I-95 TO SW 9 AVE	-	-	1,553,817	-	-	-	-	1,553,817
FY 20211001	REPUMP B TO GEORGE ENGLISH PARK 42" REHAB	-	-	-	-	-	-	1,661,000	1,661,000
FY 20190752	SMALL WATER MAIN ABANDONMENT - SE 25TH AVENUE	-	-	385,157	-	-	-	-	385,157
FY 20190751	PEELE DIXIE WATER TREATMENT PLANT DISTRIBUTION	-	-	-	-	-	403,563	-	-
FY 20150178	SW 1 STREET (SW 28 AVE THRU SW 29 AVE) WATER MAINS	-	-	-	-	-	-	310,076	310,076
FY 20150177	2535 NORTH FEDERAL HIGHWAY SMALL WATERMAINS	-	-	-	425,794	-	-	-	425,794
FY 20200866	BRIDGE PIPE ASSESSMENTS	-	-	-	-	-	280,000	-	-
P12581	PEELE DIXIE WTP FACILITY IMPROVEMENTS	435,000	435,000	-	-	-	-	-	435,000
FY 20150228	ANALYSIS OF CHEMICAL ADDITION SYTEMS-PEELE DIXIE	-	-	-	104,000	-	-	-	104,000
P10814	CENTRAL NEW RIVER W/MAIN RIVER CROSSING	690,006	690,006	2,529,294	-	-	-	-	3,219,300
P12564	C-51 RESERVOIR	13,747,600	13,728,735	(1,800,000)	-	-	-	-	11,947,600
P12389	18" FM RPL ACROSS NEW RVR FRM 9TH/ BIRCH	956,221	925,804	-	-	-	-	-	956,221
P12392	FIVEASH WTP ELECTRICAL STUDIES AND TESTING	250,000	250,000	65,340	118,600	-	-	-	315,340
P12609	BASIN D-36 SANITARY SEWER COLLECTION SYSTEM REHAB	328,608	328,608	-	-	-	-	-	328,608
P12610	BASIN B-23 SANITARY SEWER COLLECTION SYSTEM REHAB	296,694	296,694	-	-	395,936	636,301	-	1,328,931
P12611	BASIN A-29 SANITARY SEWER COLLECTION SYSTEM REHAB	297,564	297,564	-	-	-	-	-	297,564
FY 20221027	SE 25th AVE WATERMAIN REPLACEMENT	-	-	-	-	-	1,321,866	-	1,321,866
FY 20221040	REPLACE A/C BACK UNITY PEELE DIXIE MEMBRANE BLDG	-	-	50,000	-	-	-	-	50,000
FY 20221047	FIVEASH WELLFIELD ELECTRICAL UPGRADES	-	-	-	-	450,000	2,567,000	1,333,500	4,350,500
FY 20221048	HARDENING OF WASTEWATER GENERATORS	-	-	-	-	-	2,015,000	-	2,015,000
P12631	PROSPECT WELLFIELD DIESEL TANK REPLACMNT	440,000	440,000	-	-	-	-	-	440,000
P12554	PEELE DIXIE OLD PLANT ELECTR CONNECTION	63,086	63,086	-	-	-	-	-	63,086
<b>Water/Sewer Master Plan Fund (454) Total</b>		<b>60,798,608</b>	<b>47,272,225</b>	<b>14,303,936</b>	<b>4,766,609</b>	<b>8,572,220</b>	<b>12,877,959</b>	<b>12,000,000</b>	<b>113,319,332</b>
<b>Parking Fund (461)</b>									
P11993	PARKING TECHNOLOGIES UPDATE	-	-	1,700,000	1,700,000	-	-	-	1,700,000
P12183	PARKING ADMIN & CITY PARK GARAGE REPAIRS	3,194,525	3,178,865	2,775,000	2,000,000	2,646,829	-	-	10,616,354
P12378	NORTH BEACH PARKING LOT	915,080	915,080	-	-	-	-	-	915,080
P12354	NORTH GALT SHOPS	1,008,250	502,716	275,000	-	-	-	-	1,008,250
P12091	CITY WAYFINDING & INFO SIGNAGE	943,019	943,019	-	-	-	-	-	943,019
P12315	AQUATICS COMPLEX RENOVATIONS	500,000	-	-	-	-	-	-	500,000
P12376	3RD AVE ON-STREET PARKING & STREETScape	59,188	59,188	-	-	-	-	-	59,188
P12434	SW 2ND AVE MEDIAN PARKING	647,057	486,173	500,000	-	-	-	-	647,057
P11900	LAS OLAS BLVD CORRIDOR IMPROVEMENTS	36,500	36,500	-	-	-	-	-	36,500
P11660	PARKING ADMIN BLDG STRUCTURAL REPAIRS	19,533	19,533	-	-	-	-	-	19,533
P12235	LAND & ASSET MANAGEMENT SYSTEM PROJECT	917	917	-	-	-	-	-	917
P12638	CROSSROADS SPG CNTR PRKG LOT STRMWTR IMP	226,548	13,920	-	-	-	-	-	226,548
P12513	FTL BEACH PARKING LOTS IMPROVEMENTS	750,000	750,000	-	-	-	-	-	750,000
FY2021007	PARKING FACILITY REHABILITATION	-	-	1,000,000	1,500,000	2,000,000	2,000,000	2,000,000	8,500,000
<b>Parking Fund (461) Total</b>		<b>8,300,617</b>	<b>6,905,911</b>	<b>3,775,000</b>	<b>5,200,000</b>	<b>4,646,829</b>	<b>2,000,000</b>	<b>2,000,000</b>	<b>25,922,446</b>
<b>Airport Fund (468)</b>									
P12355	AIRPORT DRAINAGE IMPROVMENTS PHASE 1	2,026,753	1,987,621	-	-	-	-	-	2,026,753
P12358	FXE AIRFIELD SIGNAGE REPLACEMENT	1,472,763	290,798	-	-	-	-	-	1,472,763
P12189	AIRFIELD ELECTRICAL VAULT IMPROVEMENTS	478,306	478,306	-	-	-	-	-	478,306
P12289	EXECUTIVE AIRPORT PARKING LOT	(255)	(255)	-	-	-	-	-	(255)
P12243	TAXIWAY FOXTROT RELOCATION	3,124,968	318,808	-	-	-	-	-	3,124,968
P12290	AIRPORT U.S. CBP FACILITY CANOPY	13,808	13,808	-	-	-	-	-	13,808
P12459	PARCEL 21B NRA MITIGATION AND MAINTENANC	470,212	9,600	-	-	-	-	-	470,212
P12455	TAXIWAY INTERSECTION IMPROVEMENTS	1,080,000	1,080,000	-	-	-	-	-	1,080,000
P12261	FXE DWNTWN HELISTOP ELEVATOR REPLACEMENT	35,278	3	-	-	-	-	-	35,278
P12437	AIRPORT DECORATIVE STREET POSTS	24,106	24,106	-	-	-	-	-	24,106
P12444	FXE DESIGN TW INTERSECTION IMPROVMENTS	8,755	8,755	-	-	-	-	-	8,755
P12474	MID-FIELD TAXIWAY EXTENS AND RUN-UP AREA	970,319	727,288	311,800	311,800	-	-	-	1,593,919

City of Fort Lauderdale  
Proposed FY 2022 - FY 2026 Community Investment Plan

Project #	Project Title	Unspent Balance	Available Balance	FY 2022	FY 2023	FY 2024	FY2025	FY 2026	TOTALS
		as of May 7, 2021	as of May 7, 2021						
P12323	FTL EXECUTIVE MASTER DRAINAGE PERMIT	1,913	1,913	-	-	-	-	-	1,913
P12070	MASTER PLAN UPDATE	17,523	17,523	-	-	-	-	-	17,523
P12235	LAND & ASSET MANAGEMENT SYSTEM PROJECT	1,834	1,834	-	-	-	-	-	1,834
P12541	SECURITY AND ACCESS SYSTEM UPGRADE	600,000	600,000	-	-	-	-	-	600,000
P12521	RUNWAY 27 AND 13-31 BYPASS TAXIWAYS	238,650	238,650	133,259	-	-	-	-	371,909
P12522	RUNWAY 13 RUN-UP AREA	171,814	171,814	-	-	-	-	-	171,814
P12540	RUNWAY 27 BY-PASS TAXIWAYS	124,234	124,234	20,000	-	-	-	30,000	174,234
P12539	TAXIWAY GOLF PAVEMENT REHAB	71,408	71,408	236,900	-	-	-	-	308,308
P12612	RUNWAY 9 TAXIWAY INTERSECTION IMPROVEMENTS	22,000	22,000	<del>140,000</del>	-	-	-	-	22,000
FY 20200884	TAXIWAYS B & G REALIGNMENT	-	-	420,900	12,500	-	-	-	433,400
FY 20200886	RUNWAY 13-31 PAVEMENT SEALING	-	-	104,400	11,600	-	-	-	116,000
FY 20221079	RUNWAY 9 RUN-UP RELOCATION & SOUTH END TAXIWAYS	-	-	312,196	-	-	-	-	312,196
FY 20221095	ENVIRONMENTAL ASSESSMENT FOR RUNWAY 9 EXTENSION	-	-	-	125,000	-	-	-	125,000
P12520	RUNWAY INCURSION MITIGATION	2,342,021	1,416,386	-	-	-	-	-	2,342,021
FY 20210989	TAXIWAY L&P EXTENSION & RUN-UP AREA	-	-	-	-	25,000	289,800	-	314,800
P12356	AVIATION EQUIP & SERV FACILITY EXPANSION	3,660,579	3,573,779	-	-	-	-	-	3,660,579
FY 20210990	RUNWAY 9-27 PAVEMENT REHABILITATION PROJECT	-	-	-	159,000	250,000	<del>258,000</del>	-	409,000
FY 20210991	RUNWAY 9 WESTERN EXTENSION & PARALLEL TW EXTENSION	-	-	-	-	320,300	586,200	-	906,500
<b>Airport Fund (468) Total</b>		<b>16,956,989</b>	<b>11,178,379</b>	<b>1,539,455</b>	<b>619,900</b>	<b>595,300</b>	<b>876,000</b>	<b>30,000</b>	<b>20,617,644</b>
<b>Stormwater Fund (470)</b>									
P12034	1416 SE 11 COURT STORMWATER IMPROVEMENTS	393,474	57,272	-	-	-	-	-	393,474
P12190	UTILITIES ASSET MANAGEMENT SYSTEM	951,501	814,917	180,955	74,541	<del>48,250</del>	<del>48,246</del>	-	1,206,997
P11419	RIVEROAKS STORMWATER PARK	710,997	304,455	-	-	-	-	-	710,997
P12264	DRAINAGE CANAL DREDGING	751,143	693,599	275,000	371,372	-	-	-	1,397,515
P12361	CITYWIDE CANAL DREDGING PLAN - CYCLE 1	870,519	870,519	-	-	-	-	-	870,519
P12020	HECTOR PARK STORMWATER IMPROVEMENTS	196,293	36,109	-	-	-	-	-	196,293
P12023	800-850 SW 21 TERR STORMWATER IMPROVMENT	296,675	296,675	-	-	-	-	-	296,675
P12074	SOUTHEAST ISLES TIDAL AND STRMWTR IMPR	136,886	957	-	-	-	-	-	136,886
P12028	4848 NE 23RD AVE STORMWATER IMPROVEMENTS	32,271	32,271	-	-	-	-	-	32,271
P12043	2449 BIMINI LN STORMWATER IMPROVMENTS	116,571	113,429	-	-	-	-	-	116,571
P11869	CITYWIDE STORMWATER ANALYSIS	313,726	313,726	50,000	500,000	50,000	50,000	-	963,726
P12082	VICTORIA PARK TIDAL & STRMWTR IMPROVMENT	119,315	102,668	-	-	-	-	-	119,315
P12022	700-1000 W LAS OLAS BLVD STORMWATER	10,552	7,546	-	-	-	-	-	10,552
P11842	EDGEWOOD STORMWATER IMPROVEMENTS	107,295	95,143	-	-	-	-	-	107,295
P12031	500 BLCK SW 9TH TERR STORMWATER IMPROVEM	26,954	26,954	-	-	-	-	-	26,954
P12118	SURVEY FOR CITYWIDE STRMWTR MODEL	100,000	100,000	-	-	-	-	-	100,000
P12191	DRAINAGE CANAL SURVEYING AND ASSESSMENT	218,128	218,128	-	-	-	-	-	218,128
P11844	DURRS AREA STORMWATER IMPROVEMENTS	75,082	64,507	-	-	-	-	-	75,082
P11868	RIVER OAK STORMWATER ANALYSIS	70,064	51,053	-	-	-	-	-	70,064
P12065	777 BAYSHORE DRV STRMWTR IMPROVEMENTS	57,736	57,736	-	-	-	-	-	57,736
P12478	STORMSTATION 1 FIXED EMERG GENERATORS	497,521	460,844	-	-	-	-	-	497,521
P12479	STORMSTATION 2 FIXED EMERG GENERATORS	414,813	378,775	-	-	-	-	-	414,813
P11843	PROGRESSO STORMWATER IMPROVEMENTS	48,113	33,189	-	-	-	-	-	48,113
P11845	DORSEY RIVERBEND STORMWATER IMPROVEMENTS	45,636	35,061	-	-	-	-	-	45,636
P12123	EOC DATA ROOM AT FIRE STATION 53	18,000	18,000	-	-	-	-	-	18,000
P12045	CITYWIDE WATERWAY SURVEYS MASTERPLAN	19,316	19,316	-	-	-	-	-	19,316
P12446	PUBLIC WORKS JOINT FACILITY	1,749,836	1,748,585	-	-	-	-	-	1,749,836
P12435	BREAKERS AVENUE ROAD IMPROVEMENTS	1,076,396	1,076,396	-	-	-	-	-	1,076,396
P12523	1716 SE 7TH STREET STORMWATER IMPROVEMENTS	347,147	347,147	-	-	-	-	-	347,147
P12524	32-101 S. GORDON ROAD STORMWATER IMPROVEMENTS	86,143	86,143	-	-	-	-	-	86,143
FY20180604	BAYVIEW DR. FROM SUNRISE BLVD.TO OAKLAND PARK BLV	-	-	322,000	473,000	-	-	-	795,000

City of Fort Lauderdale  
Proposed FY 2022 - FY 2026 Community Investment Plan

Project #	Project Title	Unspent Balance	Available Balance	FY 2022	FY 2023	FY 2024	FY2025	FY 2026	TOTALS
		as of May 7, 2021	as of May 7, 2021						
P12613	DOWNTOWN TIDAL VALVES - #1-10	319,708	319,708	-	-	-	-	-	319,708
P12614	3032 NE 20 COURT STORMWATER IMPROVEMENTS	188,284	150,823	-	-	-	-	-	188,284
P12615	1544 ARGYLE DRIVE STORMWATER IMPROVEMENTS	206,068	192,978	275,969	-	-	-	-	482,037
P12616	NE 16TH STREET STORMWATER IMPROVEMENTS	281,481	252,738	-	-	-	-	-	281,481
P12617	1801 NE 45TH STREET STORMWATER IMPROVEMENTS	91,803	91,803	245,000	-	-	-	-	336,803
FY 20200823	NW 21ST AVENUE PIPE REHABILITATION	-	-	1,210,000	-	-	-	-	1,210,000
FY20180606	DOWNTOWN TIDAL VALVES - #11-19	-	-	305,000	-	-	-	-	305,000
FY20180616	DOWNTOWN TIDAL VALVES - #43-54	-	-	220,000	-	-	-	-	220,000
FY20180605	DOWNTOWN TIDAL VALVES - #30-42	-	-	292,000	-	-	-	-	292,000
FY 20200820	NE 7TH STREET AND NE 2ND AVE STORMWATER IMPROVEMENTS	-	-	303,600	-	-	-	-	-
FY20180610	DOWNTOWN TIDAL VALVES - #20-29	-	-	212,000	-	-	-	-	212,000
FY20180617	DOWNTOWN RIVERWALK DISTRIC TIDAL VALVES - HIMMARSHEE STREET	-	-	209,000	-	-	-	-	209,000
FY 20190773	MELROSE MANORS NEIGHBORHOOD IMPROVEMENTS	-	-	-	1,395,000	-	-	-	1,395,000
FY 20200824	NE 4TH STREET DRAINAGE IMPROVEMENTS	-	-	-	-	450,000	-	-	450,000
FY 20200822	NE 11TH CT. AND SEMINOLE DR. STORMWATER IMPROVEMENTS	-	-	-	376,000	50,000	-	-	376,000
FY 20190774	SAILBOAT BEND STORMWATER IMPROVEMENTS	-	-	-	132,000	500,000	-	-	632,000
FY 20190772	RIVERLAND ROAD STORMWATER IMPROVEMENTS	-	-	-	132,000	718,250	-	-	850,250
FY 20190771	NE 32 AVENUE AND NE 30TH STREET	-	-	-	87,000	500,000	-	-	587,000
FY 20200825	HOLLY HEIGHTS DR STORMWATER IMPROVEMENTS	-	-	-	87,000	351,000	-	-	438,000
FY 20200827	SE 1 & 2 STREETS, WEST OF US1 STORMWATER IMPROVEMENTS	-	-	-	154,000	455,000	-	-	609,000
FY 20200818	TARPON RIVER STORMWATER IMPROVEMENTS	-	-	-	-	500,000	-	-	500,000
FY 20200819	HARBOR ISLES STORMWATER IMPROVEMENTS	-	-	-	-	500,000	-	-	500,000
FY 20200821	FLAGLER VILLAGE NEIGHBORHOOD IMPROVEMENTS	-	-	-	-	-	-	600,000	600,000
FY 20210943	NW 30th AVE AND NW 17TH CT STORMWATER IMPROVEMENTS	-	-	-	-	-	336,000	-	336,000
FY 20210944	NE 56TH STREET AMD 22ND AVENUE STORMWATER IMPROVEMENTS	-	-	-	-	-	625,000	-	625,000
FY 20210945	1390 SW 26TH TERRACE STORMWATER IMPROVEMENTS	-	-	-	-	-	618,000	-	618,000
FY 20210946	1641 SW 28 TERRACE STORMWATER IMPROVEMENTS	-	-	-	-	-	340,000	-	340,000
FY 20210947	2555 NE 11TH ST STORMWATER IMPROVEMENTS	-	-	-	-	-	375,000	-	375,000
FY 20210948	1435 SW 9TH STREET STORMWATER IMPROVEMENTS	-	-	-	-	-	337,000	-	337,000
FY 20210949	1200 SE 20 ST STORMWATER IMPROVEMENTS	-	-	-	-	-	627,000	-	627,000
FY 20210950	1343-1349 CHATEAU PARK DRIVE STORMWATER IMPROVEMENTS	-	-	-	-	-	315,000	-	315,000
FY 20210951	1161 SW 30 AVE STORMWATER IMPROVEMENTS	-	-	-	-	-	445,000	-	445,000
FY 20221018	POINSETTIA HEIGHTS NORTH SHORE NEIGHBORHOOD STORMWATER IMPROVEMENTS	-	-	-	-	-	-	500,000	500,000
FY 20221017	2420 AQUA VISTA BLVD STORMWATER IMPROVEMENTS	-	-	-	-	-	-	363,182	363,182
FY 20221016	IMPERIAL POINT NEIGHBORHOOD STORMWATER IMPROVEMENTS	-	-	-	-	-	-	350,000	350,000
FY 20221015	940 SW 8th STREET STORMWATER IMPROVEMENTS	-	-	-	-	-	-	425,411	425,411
FY 20221013	NW 57TH PLACE STORMWATER IMPROVEMENTS	-	-	-	-	-	-	500,000	500,000
FY 20221012	2175 NE 56 ST STORMWATER IMPROVEMENTS	-	-	-	-	-	-	500,000	500,000
FY 20221011	2060 RIVERLAND ROAD STORMWATER IMPROVEMENTS	-	-	-	-	-	-	364,629	364,629
FY 20221010	1410-1415 SW 24 COURT STORMWATER IMPROVEMENTS	-	-	-	-	-	-	385,741	385,741
<b>Stormwater Fund (470) Total</b>		<b>10,945,447</b>	<b>9,469,170</b>	<b>3,796,924</b>	<b>3,781,913</b>	<b>4,024,250</b>	<b>4,068,000</b>	<b>3,988,963</b>	<b>30,605,497</b>
<b>Stormwater Bond Construction Fund (473) *</b>									
P12074	SOUTHEAST ISLES TIDAL AND STRMWTR IMPR	1,509,625	1,425,121	42,430,000	-	-	-	-	43,939,625
P11868	RIVER OAK STORMWATER ANALYSIS	37,580,682	34,283,344	-	-	-	-	-	37,580,682
P11842	EDGEWOOD STORMWATER IMPROVEMENTS	30,224,451	28,119,988	-	-	-	-	-	30,224,451
P11843	PROGRESSO STORMWATER IMPROVEMENTS	-	-	26,990,000	-	-	-	-	26,990,000
P11844	DURRS AREA STORMWATER IMPROVEMENTS	-	-	20,890,000	-	-	-	-	20,890,000
P11845	DORSEY RIVERBEND STORMWATER IMPROVEMENTS	-	-	20,890,000	-	-	-	-	20,890,000
P12082	VICTORIA PARK TIDAL & STRMWTR IMPROVMENT	-	-	18,800,000	-	-	-	-	18,800,000
<b>Stormwater Bond Construction Fund (473) Total*</b>		<b>69,314,758</b>	<b>63,828,453</b>	<b>130,000,000</b>	<b>-</b>	<b>-</b>	<b>-</b>	<b>-</b>	<b>199,314,758</b>

City of Fort Lauderdale  
Proposed FY 2022 - FY 2026 Community Investment Plan

Project #	Project Title	Unspent Balance	Available Balance	FY 2022	FY 2023	FY 2024	FY2025	FY 2026	TOTALS
		as of May 7, 2021	as of May 7, 2021						
<b>Water &amp; Sewer Master Plan 2017 Fund (495)</b>									
P11589	FIVEASH WTP DISINFECTION IMPROVEMENTS	16,362,440	16,113,799	-	-	-	-	-	16,362,440
P12391	BERMUDA RIVIERA SML WTRMNM IMPROVEMENTS	562,350	147,186	-	-	-	-	-	562,350
P11901	VICTORIA PK STH SM WATERMANS IMPROVEMNT	20,329	1	-	-	-	-	-	20,329
P12404	EXCAVATE & DISPOSE OF DRY LIME SLUDGE	371,027	371,027	-	-	-	-	-	371,027
P12399	FIVEASH WTP PCCP REPLACEMENT	(3,132)	(3,132)	-	-	-	-	-	(3,132)
P11563	VICTORIA PARK SEWER BASIN A-19 REHAB	178,618	49,130	-	-	-	-	-	178,618
P10850	VICTORIA PARK A NORTH-SMALL WATERMANS	18,167	-	-	-	-	-	-	18,167
P12388	NE 13TH ST 24" FORCE MAIN REPLACEMENT	2,693,267	-	-	<b>3,313,560</b>	-	-	-	2,693,267
P11566	RIO VISTA SEWER BASIN D-43 REHAB	977,299	695,064	-	-	-	-	-	977,299
P12390	16" FM ALONG LAS OLAS BLVD PHASE 2	105,501	94,481	-	-	-	-	-	105,501
P12389	18" FM RPL ACROSS NEW RVR FRM 9TH/ BIRCH	1,680,277	1	-	-	-	-	-	1,680,277
P12415	PUMP STATION A-7 UPGRADE	1,930,647	193,682	-	-	-	-	-	1,930,647
P12055	BASIN A-18 SANITARY SWR COLL SYSTM REHAB	484,992	336,677	-	-	-	-	-	484,992
P10814	CENTRAL NEW RIVER W/MAIN RIVER CROSSING	1,494,854	772,329	-	-	-	-	-	1,494,854
P12049	FLAGLER HEIGHTS SWR BASIN A-21 LATERALS	674,143	252,927	-	-	-	-	-	674,143
P12180	CROISSANT PARK SMALL WATER MAINS	237,407	237,407	-	-	-	-	-	237,407
P12414	GRAVITY PIPE IMPV TO DWTWN COL SYSTM	2,955,098	2,372,327	-	-	-	-	-	2,955,098
P12375	PROG MGMT OF CONSENT ORDER PROJECTS	63,725	-	-	-	-	-	-	63,725
P12352	S MIDDLE RIVER FORCE MAIN RIVER CROSSING	1	1	-	-	-	-	-	1
P11080	PORT CONDO SMALL WATER MAIN IMPROVEMENTS	507,171	449,289	-	-	-	-	-	507,171
P12184	DAVIE BLVD 18" WM ABAN I-95 TO SW 9 AVE	1,777,808	1,722,204	-	-	-	-	-	1,777,808
P12413	FM FROM PUMP STN D-35 TO D-36 UPSIZE	110,446	44,476	-	-	-	-	-	110,446
P12133	PUMP STN A-13 REDIRECTION E OF FEDERAL	1	1	-	-	-	-	-	1
P12395	PEELE DIXIE ELECTRICAL STUDIES	164,772	138,939	-	-	-	-	-	164,772
P12400	PROSPECT WELLFIELD ELC STUDIES & TESTING	183,832	183,832	-	-	-	-	-	183,832
P12456	SEWER BASIN D-40 REHAB	159,273	79,495	-	-	-	-	-	159,273
P12402	PEELE DIXIE WELLFIELD ELC STUD & TESTING	114,116	93,768	-	-	-	-	-	114,116
P12396	PEELE DIXIE SURGE PROTECTION UPGRADES	76,458	62,383	-	-	-	-	-	76,458
P12202	LIFT STATN D-11 FLOW ANALYSIS & REDESIGN	31,412	11,162	-	-	-	-	-	31,412
P12463	CORAL SHORES SML WATERMAIN IMPROVEMENTS	1,105,926	-	-	-	-	-	-	1,105,926
FY 20150190	BAY COLONY SMALL WATER MAIN IMPROVEMENTS	-	-	-	<b>2,198,727</b>	-	-	-	2,198,727
FY 20150191	LAUDERGATE ISLES SMALL WATER MAIN IMPROVEMENTS	-	-	-	<b>931,662</b>	-	-	-	931,662
P12570	36TH STREET FORCE MAIN IMPROVEMENT	309,875	309,875	-	-	-	-	-	309,875
P11465	17TH STREET CAUSEWAY - LARGE WATER MAIN REPLACEMENT	-	-	-	<b>5,205,708</b>	-	-	-	5,205,708
P12609	BASIN D-36 SANITARY SEWER COLLECTION SYSTEM REHAB	-	-	-	<b>2,336,463</b>	-	-	-	2,336,463
P12628	INTERLOCAL AGREEMENT WITH POMPANO BEACH	299,455	-	-	-	-	-	-	299,455
P11664	BASIN B-6 SANITARY SEWER SYSTEM REHAB	-	-	-	<b>5,963,888</b>	-	-	-	5,963,888
P11864	BERMUDA RIVERA SEWER BASIN B-2	-	-	-	<b>4,102,806</b>	-	-	-	4,102,806
P11991	DOWNTOWN SEWER BASIN PS A-7 REHABILITATION	2,000,000	2,000,000	-	<b>4,864,984</b>	-	-	-	2,000,000
P12397	WELL REHABILITATION	-	-	-	1,179,200	-	-	-	1,179,200
P12398	FIVEASH WTP GST AND CLEARWELL UPGRADES	-	-	-	850,000	-	-	-	850,000
P12405	UTILITIES WIDE AREA NETWORK SCADA IMPROVEMENTS	-	-	-	<b>11,522,294</b>	-	-	-	11,522,294
P12408	FORCE MAIN (FROM PUMP STATION A-54 TO A-10) UPSIZE	-	-	-	<b>1,962,484</b>	-	-	-	1,962,484
P12462	CORAL RIDGE SMALL WATERMAIN IMPROVEMENTS	-	-	-	<b>3,800,685</b>	-	-	-	-
FY 20150175	TWIN LAKES (NW) WATERMAIN	-	-	-	<b>630,530</b>	-	-	-	630,530
FY 20150212	VICTORIA PARK A-17 BASIN PUMP STATION REHAB	-	-	-	<b>6,635,002</b>	-	-	-	6,635,002
FY 20150214	LAS OLAS ISLED D37 BASIN REHAB	-	-	-	<b>7,013,252</b>	-	-	-	7,013,252
FY 20190730	SEWER BASIN E-6 GRAVITY LINING	-	-	-	<b>4,274,682</b>	-	-	-	4,274,682
FY 20190731	A-32, B-16, E-6, AND E-7 PUMPING STATION REPLACEMENT	-	-	-	<b>461,904</b>	-	-	-	461,904
FY 20190753	SMALL WATER MAIN REPLACEMENT - SW 18 ST & SW 18 CT	-	-	-	<b>361,144</b>	-	-	-	361,144

City of Fort Lauderdale  
Proposed FY 2022 - FY 2026 Community Investment Plan

Project #	Project Title	Unspent Balance	Available Balance	FY 2022	FY 2023	FY 2024	FY2025	FY 2026	TOTALS
		as of May 7, 2021	as of May 7, 2021						
FY 20190754	SMALL WATER MAIN REPLACEMENT - SW 31ST AVENUE	-	-	-	3,858,449	-	-	-	3,858,449
FY 20150222	MIDDLE RIVER TERRACE A-27 SEWER SYSTEM REHAB	-	-	-	6,080,255	-	-	-	6,080,255
FY 20190716	FIVEASH WTP FILTERS REHABILITATION	-	-	-	<del>2,000,000</del>	-	-	-	-
FY 20190745	LAS OLAS PUMP STATION REHAB	-	-	-	6,615,132	-	-	-	6,615,132
FY 20190748	SMALL WATER MAIN REPLACEMENT - NE 51ST STREET	-	-	-	7,334,504	-	-	-	7,334,504
FY 20200838	RIVERLAND ROAD WATERMANS	-	-	-	4,846,842	-	-	-	4,846,842
FY 20210965	BAYVIEW DRIVE 16-INCE FORCE MAIN REPLACEMENT/REHAB	-	-	-	6,768,500	-	-	-	6,768,500
FY 20210967	BASIN A-22 SANITARY SEWER COLLECTION SYSTEM REHAB	-	-	-	4,583,816	-	-	-	4,583,816
P12611	BASIN A-29 SANITARY SEWER COLLECTION SYSTEM REHAB	-	-	-	4,433,898	-	-	-	4,433,898
P12485	FIVEASH WTP FILTERS REHABILITATION	3,666,773	3,600,000	-	-	-	-	-	3,666,773
FY 20211001	REPUMP B TO GEORGE ENGLISH PARK 42" REHABILITATION	-	-	-	29,631,345	-	-	-	29,631,345
FY 20221044	PUMP STATION BASIN C2 SEWER GRAVITY REPLACEMENT	-	-	-	10,000,000	-	-	-	10,000,000
FY20221019	PUMP STATION A-7 REDUNDANT FORCEMAIN	-	-	-	2,000,000	-	-	-	2,000,000
FY20221024	NORTH ANDREWS FEC RAILWAY WATERMAIN REPLACEMENT	-	-	-	380,366	-	-	-	380,366
P12410	PUMP STATIONS C-1 & C-2 REPLACEMENT	611,126	611,126	-	-	-	-	-	611,126
P12412	PUMP STATIONS A-16 UPGRADE	2,989,734	2,989,734	-	-	-	-	-	2,989,734
P12618	DOLPHIN ISLES B-14 SEWER BASIN REHAB	361,694	361,694	-	3,770,314	-	-	-	4,132,008
P12619	BAYVIEW DR 16" FM TO PUMP STATION B-14	2,562,692	2,399,984	-	-	-	-	-	2,562,692
P12608	TRIPLEX PUMPING STATION REHABILITATION	-	-	-	12,939,536	-	-	-	12,939,536
P12411	FORCE MAIN (B-1 DISCHARGE) IMPROVEMENTS	-	-	-	3,000,000	-	-	-	3,000,000
P12620	LAS OLAS MARINA PUMP STATION D-31	2,500,000	2,500,000	-	-	-	-	-	2,500,000
<b>Water &amp; Sewer Master Plan 2017 Fund (495) Total</b>		<b>50,339,574</b>	<b>39,190,869</b>	<b>-</b>	<b>161,872,703</b>	<b>-</b>	<b>-</b>	<b>-</b>	<b>212,212,277</b>
<b>Water &amp; Sewer Regional Master Plan 2017 Fund (496)</b>									
P12384	NE 38TH ST 42" FM & NE 19TH AV 24" FM	10,685,218	9,884,361	-	-	-	-	-	10,685,218
P12387	EFFLUENT MAIN REHABILITATION	8,113,945	8,113,651	(5,000,000)	5,744,077	-	-	-	8,858,022
P12383	NE 25TH AVE FORCE MAIN REPLACEMENT	4,463,088	3,911,556	(9,000,000)	9,000,000	-	-	-	4,463,088
P12375	PROG MGMT OF CONSENT ORDER PROJECTS	8,959	-	-	-	-	-	-	8,959
P11465	17TH STREET CAUSEWAY - LARGE WATER MAIN REPLACEMENT	-	-	-	<del>781,814</del>	-	-	-	-
P12566	REDUNDANT SEWER FM NORTH TO GTL WWTP	1,507,692	(34)	-	-	-	-	-	1,507,692
P12567	REDUNDANT SEWER FM SOUTH TO GTL WWTP	8,829,570	2,255,955	-	-	-	-	-	8,829,570
P12176	GTL MOTOR CONTROL CENTERS REHABILITATION	-	-	-	<del>963,756</del>	-	-	-	-
P12467	RGNL B RE-PUMP VARIABLE FREQ DRIVE (VFD)	-	-	-	730,052	-	-	-	730,052
P12468	GTL CHLORINE SCRUBBER	-	-	-	-	-	-	-	-
FY 20210962	REHABILITATION OR REPLACEMENT OF 48 to 54-INCH	-	-	-	22,580,867	-	-	-	22,580,867
P12251	CLARIFIER PIPE REPLACEMENT	-	-	-	<del>3,708,000</del>	-	-	-	-
P12255	GTL EXTERIOR PAINTING	-	-	-	-	-	-	-	-
P12529	EFFLUENT PUMPS STANDBY GENERATOR & ADMIN BLDG IMPROVEMEN	-	-	14,000,000	-	-	-	-	14,000,000
FY 20170518	GTL SLUDGE TRANSFER PUMPS & SEAL WATER SYSTEM	-	-	-	72,301	-	-	-	72,301
<b>Water &amp; Sewer Regional Master Plan 2017 Fund (496) Total</b>		<b>33,608,472</b>	<b>24,165,489</b>	<b>-</b>	<b>38,127,297</b>	<b>-</b>	<b>-</b>	<b>-</b>	<b>71,735,769</b>
<b>Water Meter Replacement Fund (497)</b>									
FY 20150219	ADVANCED METERING INFRASTRUCTURE IMPLEMENTATION	-	-	30,000,000	-	-	-	-	30,000,000
<b>Water Meter Replacement Fund (497) Total</b>		<b>-</b>	<b>-</b>	<b>30,000,000</b>	<b>-</b>	<b>-</b>	<b>-</b>	<b>-</b>	<b>30,000,000</b>
<b>Central Services Operations Fund (581)</b>									
P12305	ACCESS CONTROL UPGRADE - CITYWIDE	564,861	534,272	-	-	-	-	-	564,861
P11937	ENTERPRISE RESOURCE PLANNING (ERP)	2,591,167	2,408,162	-	-	-	-	-	2,591,167
P12123	EOC DATA ROOM AT FIRE STATION 53	79,509	-	-	-	-	-	-	79,509
P12207	CITY HALL DATA CENTER A/C & FIRE SUPPRES	17,141	17,141	-	-	-	-	-	17,141
P12235	LAND & ASSET MANAGEMENT SYSTEM PROJECT	1,753	1,753	-	-	-	-	-	1,753
<b>Central Services Operations Fund (581) Total</b>		<b>3,254,431</b>	<b>2,961,328</b>	<b>-</b>	<b>-</b>	<b>-</b>	<b>-</b>	<b>-</b>	<b>3,254,431</b>
<b>Vehicle Rental Operations Fund (583)</b>									
P12103	ENVIRONMENTAL SUSTAINABLE MAN SYST	505,332	482,815	-	-	-	-	-	505,332
P12363	GTL WWTP FUEL ISLAND IMPROVEMENTS	135,657	135,657	-	-	-	-	-	135,657

City of Fort Lauderdale  
Proposed FY 2022 - FY 2026 Community Investment Plan

Project #	Project Title	Unspent Balance	Available Balance	FY 2022	FY 2023	FY 2024	FY2025	FY 2026	TOTALS
		as of May 7, 2021	as of May 7, 2021						
P12579	LIGHT DUTY CAR WASH REPLACEMENT	23,981	6,244	-	-	-	-	-	23,981
P12432	FIRE STATION 53 FUEL ISLAND IMPROVEMENTS	18,601	18,601	-	-	-	-	-	18,601
<b>Vehicle Rental Operations Fund (583) Total</b>		<b>683,571</b>	<b>643,317</b>	-	-	-	-	-	<b>683,571</b>
<b>Cemetery System Fund (430)/Cemetery Perpetual Care Fund (627)</b>									
FY20221074	MAUSOLEUMS-LAUDERDALE MEMORIAL GARDENS CEMETERY	-	-	<b>1,561,584</b>	-	-	-	-	1,561,584
FY20221075	MAUSOLEUMS-SUNSET MEMORIAL GARDENS CEMETERY	-	-	<b>709,745</b>	-	-	-	-	709,745
P12307	IRRIGATION UPGRADES SUNSET MEMORIAL GARD	625,000	-	-	-	-	-	-	625,000
<b>Cemetery System (430)/Cemetery Perpetual Care Fund (627) Total</b>		<b>625,000</b>	<b>-</b>	<b>2,271,329</b>	<b>-</b>	<b>-</b>	<b>-</b>	<b>-</b>	<b>2,896,329</b>
<b>Arts and Science District Garage Fund (643)</b>									
P12091	CITY WAYFINDING & INFO SIGNAGE	87,931	87,931	-	-	-	-	-	87,931
<b>Arts and Science District Garage Fund (643) Total</b>		<b>87,931</b>	<b>87,931</b>	<b>-</b>	<b>-</b>	<b>-</b>	<b>-</b>	<b>-</b>	<b>87,931</b>
<b>Florida Department of Transportation (FDOT) Fund (778)</b>									
P12474	MID-FIELD TAXIWAY EXTENS AND RUN-UP AREA	-	-	<del>946,200</del>	<b>946,200</b>	-	-	-	946,200
P12521	RUNWAY 27 AND 13-31 BYPASS TAXIWAYS	-	-	<b>885,000</b>	-	-	-	-	885,000
P12522	RUNWAY 13 RUN-UP AREA	-	-	-	<del>52,070</del>	-	-	-	-
P12539	TAXIWAY GOLF PAVEMENT REHAB	-	-	412,000	-	-	-	-	412,000
P12540	RUNWAY 27 BY-PASS TAXIWAYS	-	-	108,650	-	-	-	<b>15,000</b>	123,650
P12612	RUNWAY 9 TAXIWAY INTERSECTION IMPROVEMENTS	-	-	<del>15,500</del>	<del>130,000</del>	-	-	-	-
FY 20200884	TAXIWAYS B & Q REALIGNMENT	-	-	-	<b>1,633,600</b>	-	-	-	1,633,600
FY 20200886	RUNWAY 13-31 PAVEMENT SEALING	-	-	-	371,200	-	-	-	371,200
FY 20210989	TAXIWAY L&P EXTENSION & RUN-UP AREA	-	-	-	-	<b>12,500</b>	<b>193,200</b>	-	205,700
FY 20210990	RUNWAY 9-27 PAVEMENT REHABILITATION PROJECT	-	-	-	<b>21,000</b>	<b>258,000</b>	<del>258,000</del>	-	279,000
FY 20221079	RUNWAY 9 RUN-UP RELOCATION & SOUTH END TAXIWAYS	-	-	<b>251,830</b>	-	-	-	-	251,830
FY 20210991	RUNWAY 9 WESTERN EXTENSION & PARALLEL TW EXTENSION	-	-	-	-	40,300	586,200	-	626,500
FY 20221095	ENVIRONMENTAL ASSESSMENT FOR RUNWAY 9 EXTENSION	-	-	-	<b>400,000</b>	-	-	-	400,000
FY20221053	SHADY BANKS & TARPON RIVER IMPROVEMENTS	-	-	-	<b>1,926,369</b>	-	-	-	1,926,369
<b>Florida Department of Transportation (FDOT) Fund (778) Total *</b>		<b>-</b>	<b>-</b>	<b>1,657,480</b>	<b>5,298,369</b>	<b>310,800</b>	<b>779,400</b>	<b>15,000</b>	<b>8,061,049</b>
<b>Federal Aviation (FAA) Grant Fund (779)</b>									
P12522	RUNWAY 13 RUN-UP AREA	-	-	-	<del>937,260</del>	-	-	-	-
P12540	RUNWAY 27 BY-PASS TAXIWAYS	-	-	1,955,700	-	-	-	<b>270,000</b>	2,225,700
P12612	RUNWAY 9 TAXIWAY INTERSECTION IMPROVEMENTS	-	-	<del>279,000</del>	<del>2,340,000</del>	-	-	-	-
FY 20221079	RUNWAY 9 RUN-UP RELOCATION & SOUTH END TAXIWAYS	-	-	4,532,942	-	-	-	-	4,532,942
FY 20210989	TAXIWAY L&P EXTENSION & RUN-UP AREA	-	-	-	-	<b>225,000</b>	<b>3,477,000</b>	-	3,702,000
FY 20210990	RUNWAY 9-27 PAVEMENT REHABILITATION PROJECT	-	-	-	<b>378,000</b>	<b>4,648,860</b>	<del>4,648,860</del>	-	5,026,860
FY 20210991	RUNWAY 9 WESTERN EXTENSION & PARALLEL TW EXTENSION	-	-	-	-	725,400	11,313,300	-	12,038,700
<b>Federal Aviation (FAA) Grant Fund (779) Total *</b>		<b>-</b>	<b>-</b>	<b>6,488,642</b>	<b>378,000</b>	<b>5,599,260</b>	<b>14,790,300</b>	<b>270,000</b>	<b>27,526,202</b>
<b>GRAND TOTAL</b>		<b>571,227,807</b>	<b>473,065,555</b>	<b>244,369,308</b>	<b>298,756,921</b>	<b>96,522,624</b>	<b>112,255,810</b>	<b>43,561,846</b>	<b>1,366,694,316</b>

Detailed tracking of the changes since the Adopted FY 2022 - FY 2026 Community Investment Plan using bold and strikethrough.

\*Grant funds, Proposed Stormwater Revenue Bonds and Water Meter Replacement Bonds will not be appropriated until

# **Bridge Master Plan**

# **Building Inspection Report & Condition of City-owned Buildings**

# Building Services Division

## Building Safety Reports

John T. Travers, Building Official  
[jtravers@fortlauderdale.gov](mailto:jtravers@fortlauderdale.gov)

(954) 828-5913

Department of Sustainable Development  
Building Services Division



# Building Safety Inspection Program

Miami-Dade County and Broward County have incorporated a program to require 3<sup>rd</sup> party inspections by Architects or Engineers when certain buildings reach their 40<sup>th</sup> anniversary of Certificate of Occupancy (CO). And subsequent inspection reports are required each 10 years thereafter.



# Building Safety Inspection Program

In Broward County, in Section 110.15 of the FBC, the program is titled “Building Safety Inspection Program”. In Miami-Dade County it is known as the “40-year Building Recertification Program”. Both programs require the structural integrity and electrical systems of a qualifying building to have an inspection performed to determine deficiencies and mitigation.



# Building Safety Inspection Program

The dates for the notification come from the Broward County Property Appraiser's Office, based on the CO date on record. A county wide list is submitted to the Broward County Board of Rules and Appeals. BORA staff divides the data base into a spreadsheet for each of the 31 municipalities, and distributes that list to the municipality each June, identifying all buildings that are approaching the 40<sup>th</sup> anniversary of CO (and 10-year intervals thereafter).



# Building Safety Inspection Program

The list contains all buildings in the BCPA system. Each municipality must then eliminate the structures that do not have to participate in the program, such as Federal and State buildings, Schools under the jurisdiction of the Broward School Board, buildings constructed on Indian Reservations, 1 and 2 family homes and minor structures 3,500 square feet or less.



# Building Safety Inspection Program

The municipality then notifies the principal owner or management company of the requirement to hire a qualified architect or engineer to perform the inspection. The owner has 90 days to present the results of the inspection to the municipality, and 180 days to present a mitigation process if deficiencies are noted. *Notifying the most current owner or Association Manager is often a real challenge for the municipalities.*



# Building Safety Inspection Program

It should be noted that these Safety Inspection Reports are only reviewed by the Building Official or a designated representative. We do not “approve” the report. They are filed in our system. If there are corrections necessary, permits must be obtained for the corrective actions and a Code Enforcement case is opened when these actions are not performed within a proper time. An extension may be granted by the Building Official for the completion of the corrections, if appropriate.



# Building Safety Inspection Program

Using the City of Fort Lauderdale as an example, we receive between 300-350 addresses each June, from BORA. We must then eliminate the buildings that do not have to participate in the program (mentioned in an earlier slide) and notify the proper owners/managers of the requirement to hire a competent architect or engineer to perform the inspection.



# Building Safety Inspection Program

This is an ongoing process all year long, after the June notification. Often, we must open Code Enforcement cases when owners do not follow the mandates of the program. Cases are scheduled before a Special Magistrate, like other C. E. cases that we must prepare.



# Building Safety Inspection Program

The collapse of the Champlain Tower in Surfside has suddenly brought all aspects of the Building Safety Inspection Program into the spotlight. It should be noted that in Florida, only Miami-Dade County and Broward County have such a program in place.



# Building Safety Inspection Program

I am a member of the BORA structural subcommittee and we have had discussions on possible changes to the current program, but we feel that the best approach at this time is to let the experts investigate the collapse and determine the cause, before we move forward with changes to our program, if necessary. This will be a collaborative effort by both counties.



# In Summary:

The Building Services Division has participated in the Building Safety Inspection Program since 2006, when it was introduced in Broward County as a section in the Florida Building Code, Broward Edition. The building collapse in Miami-Dade County has certainly raised awareness of building integrity throughout the nation. We will continue to keep public safety and efficient public service as the keystones of our performance.



# Building Services Division

## Building Safety Reports

Thank you for your time

John T. Travers

[jtravers@fortlauderdale.gov](mailto:jtravers@fortlauderdale.gov)

(954) 828-5913

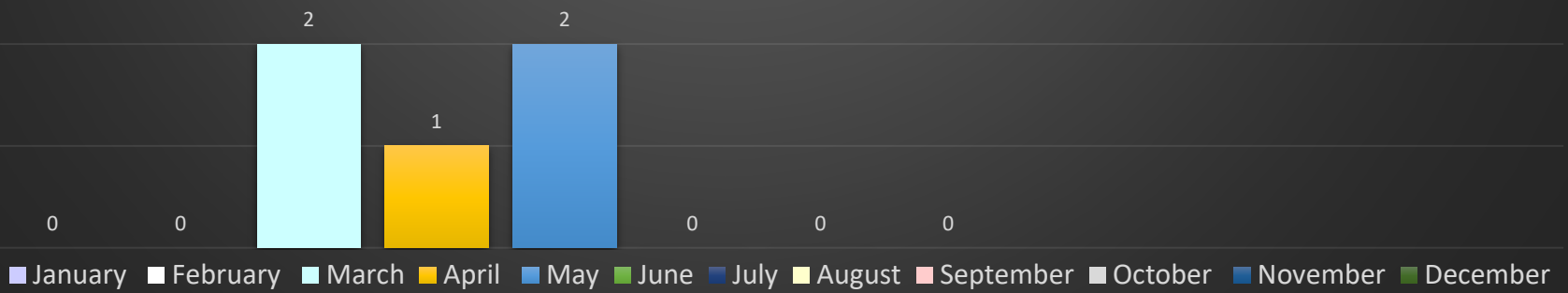


# **Water & Sewer Breaks Report 2021**

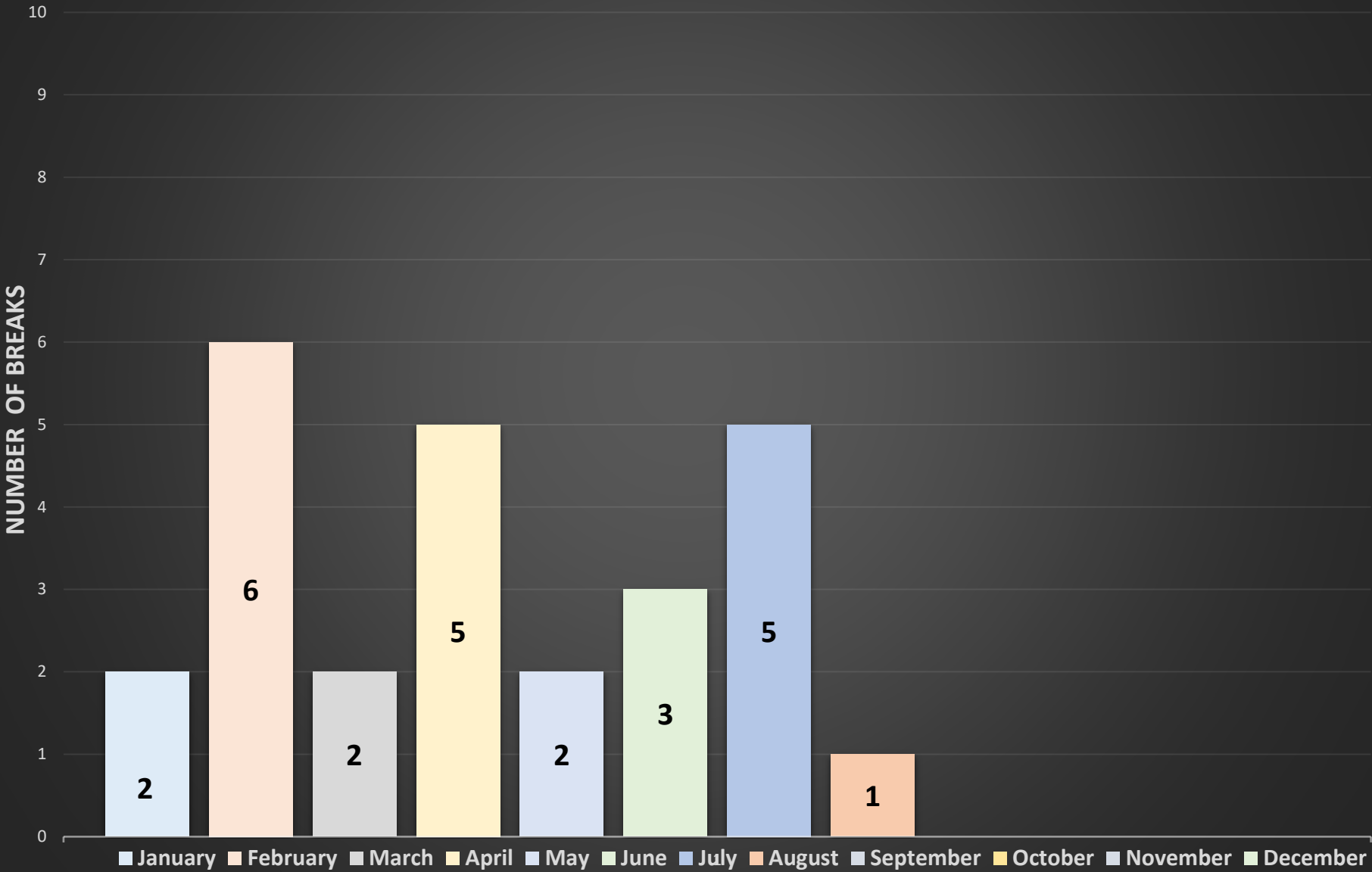
# Total Force Main Breaks by Month (2021)

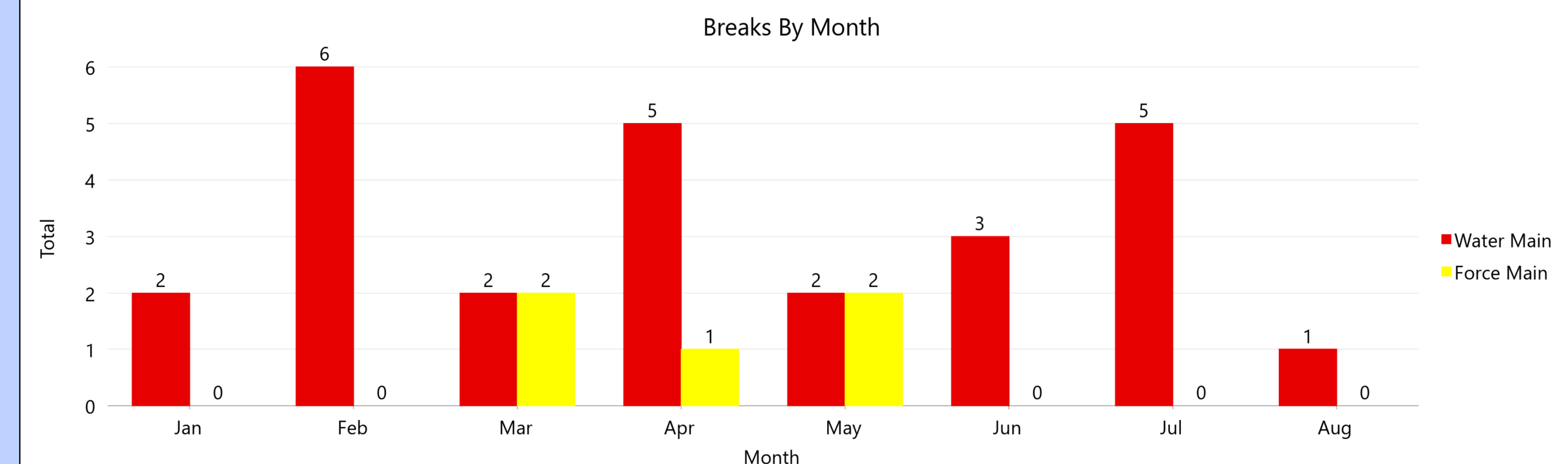
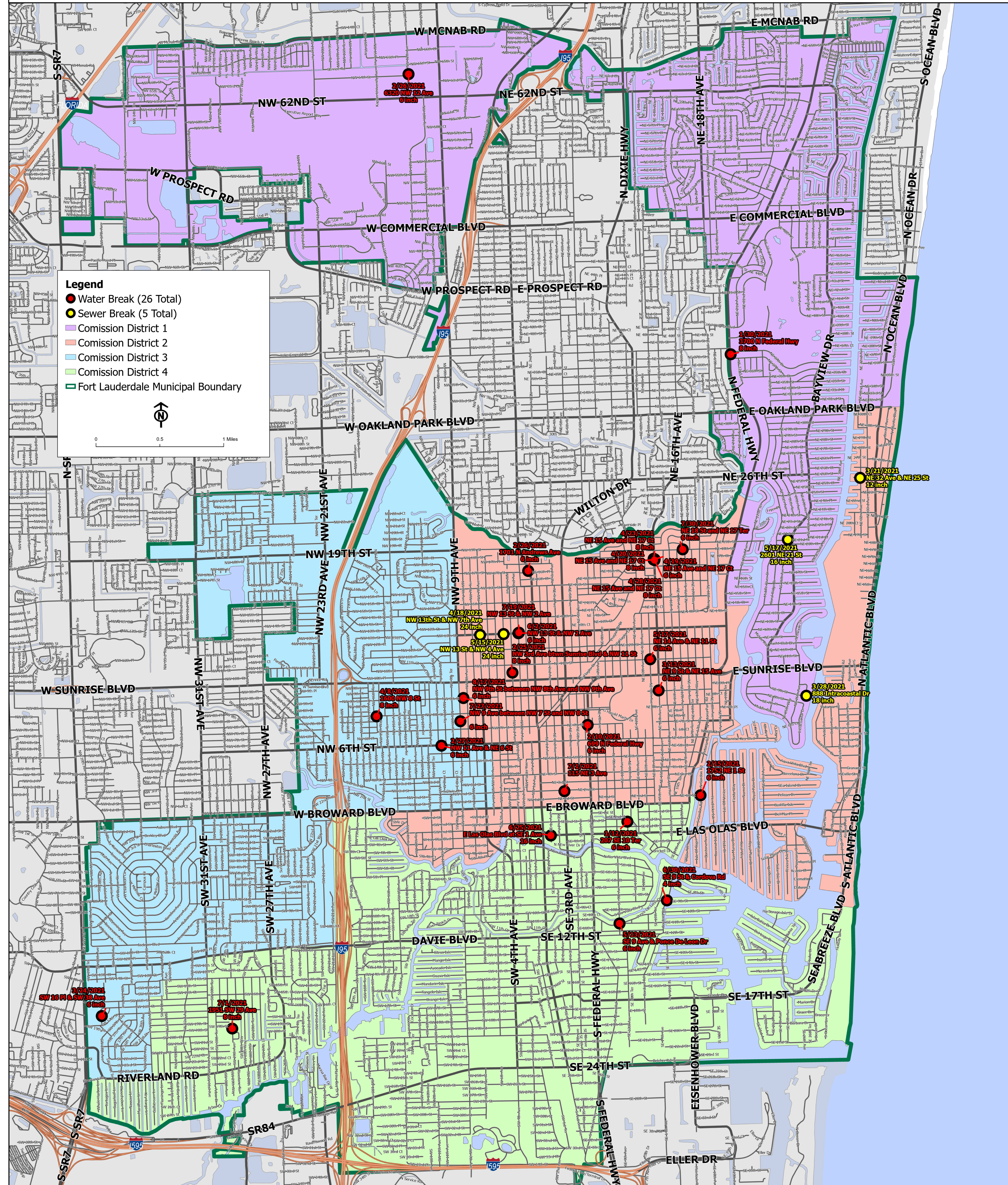
## January 2021 - December 2021

NUMBER OF BREAKS



# Total Number of Water Main Breaks by Month January 2021 - December 2021





### Water Distribution Breaks

Date of Break/PBWN	Q-Alert	Address	Type	Size	Cause	PBWN Issued?	Impacted Properties
1/12/2021	718838	207 SE 10 Ter	Water Main	6 inch	Broke while contractor was installing a 54-inch force main	Y	40
1/30/2021	720906	3700 N Federal Hwy	Water Main	8 inch	Age	Y	74
2/10/2021	729728	699 N Federal Hwy	Water Main	6 inch	Contractor Hit Line	N	0
2/15/2021	730637	1752 NE 1 St	Water Main	6 inch	Leak on Mechanical Joint	Y	31
2/25/2021	703142	NW 3rd Ave btwn Sunrise Blvd & NW 11 St	Water Main	8 inch	Emergency Repairs for Insertion Valve	Y	40
2/26/2021	N/A	6320 NW 12 Ave	Water Main	6 inch	Contractor Performed Broken Main Offset	Y	3
2/26/2021	736339	1701 N Andrews Ave	Water Main	6 inch	Emergency Repairs to Broken Water Main	N	0
2/27/2021	736429	NW 11 Ave & NE 6 St	Water Main	6 inch	Contractor Hit Line	N	0
3/13/2021	741874	NE 9 St & NE 15 Ave	Water Main	6 inch	Contractor Hit Line	N	N/A
3/24/2021	746102	SW 16 Pl & SW 38 Ave	Water Main	6 inch	Valve Leak	Y	25
4/8/2021	749660	1600 NW 8 St	Water Main	8 inch	Age	Y	5
4/19/2021	756961	NE 15 Ave and NE 17 Ct	Water Main	6 inch	Contractor Hit Line	Y	98
4/20/2021	756961	NE 15 Ave and NE 17 Ct	Water Main	6 inch	Contractor Hit Line	Y	98
4/23/2021	756961	NE 15 Ave and NE 17 Ct	Water Main	8 inch	Contractor Hit Line	Y	98
4/28/2021	756961	NE 15 Ave and NE 17 Ct	Water Main	8 inch	Contractor Hit Line	Y	43
5/13/2021	765890	SE 9 Ave & Ponce De Leon Dr	Water Main	6 inch	Water Line Break	Y	23
5/17/2021	766772	NE 14 Ave & NE 11 St	Water Main	6 inch	Bell Joint Leak	Y	5
6/2/2021	772178	NW 13 St & NW 2 Ave	Water Main	6 inch	Conflict with new force main	Y	2
6/25/2021	403185 & 178719	E Las Olas Blvd at SE 1 Ave	Water Main	16 inch	Damaged Valve	Y	16
6/30/2021	784339	SE 9 St & Cordova Rd	Water Main	4 inch	Damaged Water Main	Y	5
7/1/2021	N/A	115 NE 3 Ave	Water Main	8 inch	Damaged Water Main	Y	2
7/1/2021	784664	1951 SW 29 Ave	Water Main	8 inch	Damaged Water Main	Y	32
7/19/2021	772178	NW 13 St & NW 2 Ave	Water Main	6 inch	Conflict with new force main	Y	2
7/27/2021	796341	NW 9 Ave between NW 7 St and NW 8 St	Water Main	6 inch	Broken 6 inch water main	Y	30
7/30/2021	797943	NE 18 St and NE 17 Ter	Water Main	6 inch	Broken 6 inch water main	Y	19
8/17/2021	806307	NW 9th St between NW 8th Ave and NW 9th Ave	Water Main	6 inch	Broken 6 inch water main	Y	55

### Sewer Main Breaks

Date of Break/PBWN	Q-Alert	Address	Type	Size	Cause	Volume (Gal)	SSO Issued?	Impacted Properties
3/21/2021	744806	NE 32 Ave & NE 25 St	Force Main	12 inch	Undetermined, maybe due to contractor	10,060	Y	30
3/28/2021	747601	888 Intracoastal Dr	Force Main	18 inch	Age	2,000	Y	540
4/18/2021	756172	NW 13th St & NW 7th Ave	Force Main	24 inch	Age	12,750	Y	60
5/15/2021	766437	NW 13 St & NW 4 Ave	Force Main	24 inch	Age	1,000	Y	N/A
5/17/2021	767175	2601 NE 21 St	Force Main	16 inch	Contractor Damage	14,525	Y	173

# **CIP Financial Report**

Consent Order Projects Financial Report Summary  
August 19, 2021

Consent Order Projects by Category	Total Budget Amount	Actuals as of August 19, 2021	% Spent to Date as of August 19, 2021	Encumbrances	Remaining Balance as of August 19, 2021
GTL Upgrades	600,000.00	152,781.50	25%	2.50	447,216.00
I&I	37,844,732.00	25,564,994.04	68%	5,991,823.10	6,287,914.86
Master Plan/Report	8,550,322.31	6,386,718.75	75%	2,006,354.14	157,249.42
Sewer Basin	2,195,642.05	2,164,992.37	99%	0.05	30,649.63
Sewer Force Main	135,427,098.68	94,801,681.96	70%	8,389,401.57	32,236,015.15
Stormwater	72,219,893.00	3,768,221.44	5%	5,245,944.52	63,205,727.04
Watermain	2,238,785.00	1,928,910.00	86%	-	309,875.00
<b>Grand Total</b>	<b>259,076,473</b>	<b>134,768,300</b>	<b>52%</b>	<b>21,633,526</b>	<b>102,674,647</b>

*No changes to Total Budget Amounts since 8/2/2021 ITFAC meeting*

Consent Order Projects Financial Report  
August 19, 2021

Index Code / Project Title	Category	Project Status	Budget	Actuals as of August 19, 2021	% Spent to Date as of August 19, 2021	Encumbrances as of August 19, 2021	Remaining Balance as of August 19, 2021
P11563.454 VICTORIA PARK SEWER BASIN A-19 REHAB			1,606,619	1,413,535		193,083	1
P11563.482 VICTORIA PARK SEWER BASIN A-19 REHAB			-	-		-	-
P11563.495 VICTORIA PARK SEWER BASIN A-19 REHAB			5,832,153	5,527,658		146,558	157,937
<b>P11563 TOTAL PROJECT COSTS</b>	<b>I&amp;I</b>	<b>Construction</b>	<b>7,438,772</b>	<b>6,941,194</b>	<b>93%</b>	<b>339,640</b>	<b>157,938</b>
P11566.454 RIO VISTA SEWER BASIN D-43 REHAB			3,523,431	2,086,806		694,881	741,743
P11566.482 RIO VISTA SEWER BASIN D-43 REHAB			381	381		-	-
P11566.495 RIO VISTA SEWER BASIN D-43 REHAB			4,268,936	3,740,095		357,367	171,474
<b>P11566 TOTAL PROJECT COSTS</b>	<b>I&amp;I</b>	<b>Construction</b>	<b>7,792,748</b>	<b>5,827,282</b>	<b>75%</b>	<b>1,052,249</b>	<b>913,217</b>
P11868.470 RIVER OAKS STORMWATER ANALYSIS			957,578	887,514		19,011	51,053
P11868.473 RIVER OAKS STORMWATER ANALYSIS			37,975,000	561,699		3,148,053	34,265,248
<b>P11868 TOTAL PROJECT COSTS</b>	<b>Stormwater</b>	<b>Bidding</b>	<b>38,932,578</b>	<b>1,449,213</b>	<b>4%</b>	<b>3,167,064</b>	<b>34,316,301</b>
P11879.454 PUMP STATION B-10 REHAB			1,908,427	1,908,427		-	-
<b>P11879 TOTAL PROJECT COSTS</b>	<b>Sewer Force Main</b>	<b>Complete</b>	<b>1,908,427</b>	<b>1,908,427</b>	<b>100%</b>	<b>-</b>	<b>-</b>
P11842.470 EDGEWOOD STORMWATER PRELIMINARY DATA & REPORT			1,928,448	1,821,153		12,152	95,143
P11842.473 EDGEWOOD STORMWATER PRELIMINARY DATA & REPORT			30,475,000	357,997		2,009,185	28,107,818
<b>P11842 TOTAL PROJECT COSTS</b>	<b>Stormwater</b>	<b>Design</b>	<b>32,403,448</b>	<b>2,179,150</b>	<b>7%</b>	<b>2,021,336</b>	<b>28,202,961</b>
P11881.454 PUMP STATION D-45 REHABILITATION			509,868	509,868		-	(0)
<b>P11881 TOTAL PROJECT COSTS</b>	<b>Sewer Force Main</b>	<b>Complete</b>	<b>509,868</b>	<b>509,868</b>	<b>100%</b>	<b>-</b>	<b>(0)</b>
P11991.454 DOWNTOWN SEWER BASIN PS A-7 REHABILITATION			9,664,894	4,333,641		4,017,048	1,314,206
P11991.482 DOWNTOWN SEWER BASIN PS A-7 REHABILITATION			3,335	3,335		-	-
P11991.495 DOWNTOWN SEWER BASIN PS A-7 REHABILITATION			2,000,000	19,445		-	1,980,555
<b>P11991 TOTAL PROJECT COSTS</b>	<b>I&amp;I</b>	<b>Construction</b>	<b>11,668,229</b>	<b>4,356,421</b>	<b>37%</b>	<b>4,017,048</b>	<b>3,294,761</b>
P12001.454 SEWER BASIN D-40 REHAB			731,713	731,713		-	-
P12001.482 SEWER BASIN D-40 REHAB			3,766	3,766		-	-
<b>P12001 TOTAL PROJECT COSTS</b>	<b>Sewer Basin</b>	<b>Complete</b>	<b>735,479</b>	<b>735,479</b>	<b>100%</b>	<b>-</b>	<b>-</b>
P12049.454 FLAGLER HEIGHTS SWR BASIN A-21 LATERALS			2,457,469	1,209,044		-	1,248,425
P12049.482 FLAGLER HEIGHTS SWR BASIN A-21 LATERALS			8,255	8,255		-	-
P12049.495 FLAGLER HEIGHTS SWR BASIN A-21 LATERALS			1,318,983	650,184		183,496	485,303
<b>P12049 TOTAL PROJECT COSTS</b>	<b>I&amp;I</b>	<b>Construction</b>	<b>3,784,707</b>	<b>1,867,483</b>	<b>49%</b>	<b>183,496</b>	<b>1,733,728</b>
P12055.454 BASIN A-18 SANITARY SWR COLL SYSTM REHAB			3,276,801	2,700,196		388,335	188,270
P12055.482 BASIN A-18 SANITARY SWR COLL SYSTM REHAB			-	-		-	-
P12055.495 BASIN A-18 SANITARY SWR COLL SYSTM REHAB			3,883,475	3,872,419		11,055	1
<b>P12055 TOTAL PROJECT COSTS</b>	<b>I&amp;I</b>	<b>Construction</b>	<b>7,160,276</b>	<b>6,572,615</b>	<b>92%</b>	<b>399,390</b>	<b>188,271</b>
P12124.454 CNTRL BCH ALLIANCE PUMP STN REPLAC D-41			2,132,448	2,132,448		-	-
<b>P12124 TOTAL PROJECT COSTS</b>	<b>Sewer Force Main</b>	<b>Complete</b>	<b>2,132,448</b>	<b>2,132,448</b>	<b>100%</b>	<b>-</b>	<b>-</b>
P12133.454 PUMP STN A-13 REDIRECTION E OF FEDERAL			4,454,899	4,143,420		64,867	246,612
P12133.495 PUMP STN A-13 REDIRECTION E OF FEDERAL			478,014	478,014		-	1
<b>P12133 TOTAL PROJECT COSTS</b>	<b>Sewer Force Main</b>	<b>Construction</b>	<b>4,932,913</b>	<b>4,621,434</b>	<b>94%</b>	<b>64,867</b>	<b>246,613</b>
P12177.454 E LAS OLAS 12" FORCE MAIN REPLACEMENT			1,689,730	1,689,730		-	-
<b>P12177 TOTAL PROJECT COSTS</b>	<b>Sewer Force Main</b>	<b>Complete</b>	<b>1,689,730</b>	<b>1,689,730</b>	<b>100%</b>	<b>-</b>	<b>-</b>
P12202.454 LIFT STATN D-11 FLOW ANALYSIS & REDESIGN			206,143	205,156		0	987
P12202.495 LIFT STATN D-11 FLOW ANALYSIS & REDESIGN			1,254,020	1,224,358		-	29,662
<b>P12202 TOTAL PROJECT COSTS</b>	<b>Sewer Basin</b>	<b>Construction</b>	<b>1,460,163</b>	<b>1,429,513</b>	<b>98%</b>	<b>0</b>	<b>30,650</b>
P12264.470 CITYWIDE CANAL DREDGING PLAN - CYCLE 1			883,867	139,858		57,544	686,465
<b>P12264 CITYWIDE CANAL DREDGING PLAN - CYCLE 1</b>	<b>Stormwater</b>	<b>Design</b>	<b>883,867</b>	<b>139,858</b>	<b>16%</b>	<b>57,544</b>	<b>686,465</b>
P12319.454 EMERG REPAIR 30" FM - REPUMP TO GTL WWTP			13,182,064	13,182,064		-	-
P12319.495 EMERG REPAIR 30" FM - REPUMP TO GTL WWTP			2,697,299	2,697,299		-	-
<b>P12319 TOTAL PROJECT COSTS</b>	<b>Sewer Force Main</b>	<b>Complete</b>	<b>15,879,363</b>	<b>15,879,363</b>	<b>100%</b>	<b>-</b>	<b>-</b>
P12352.454 S MIDDLE RIVER FORCE MAIN RIVER CROSSING			874,016	874,015		0	(0)
P12352.495 S MIDDLE RIVER FORCE MAIN RIVER CROSSING			609,000	609,000		-	1
<b>P12352 TOTAL PROJECT COSTS</b>	<b>Sewer Force Main</b>	<b>Complete</b>	<b>1,483,016</b>	<b>1,483,015</b>	<b>100%</b>	<b>0</b>	<b>1</b>
P12367.495 ASSET MANAGEMENT & CMOM PROGRAMS			66,017	66,017		-	-
P12367.496 ASSET MANAGEMENT & CMOM PROGRAMS			15,485	15,485		-	-
FD495.01 Water & Sewer Master Plan 2017			457,111	399,050		58,061	(0)
FD496.01 Water & Sewer Regional Master Plan 2017			107,224	93,604		13,619	1

Consent Order Projects Financial Report  
August 19, 2021

Index Code / Project Title	Category	Project Status	Budget	Actuals as of August 19, 2021	% Spent to Date as of August 19, 2021	Encumbrances as of August 19, 2021	Remaining Balance as of August 19, 2021
<b>P12367 TOTAL PROJECT COSTS</b>	<b>Master Plan/Report</b>	<b>Project Initiation &amp; Planning</b>	<b>645,837</b>	<b>574,157</b>	<b>89%</b>	<b>71,680</b>	<b>1</b>
P12368.495 SEWER CAPACITY ANLY FOR GRAVITY & FM			705,709	704,838		871	0
P12368.496 SEWER CAPACITY ANLY FOR GRAVITY & FM			34,571	34,528		43	0
PBS060101 UTILITIES ENGINEERING OPERATIONS			200,279	200,025		254	(0)
PBS670501 LOHMEYER REGIONAL PLANT SUPPORT			9,811	9,799		12	0
<b>P12368 TOTAL PROJECT COSTS</b>	<b>Master Plan/Report</b>	<b>Project Initiation &amp; Planning</b>	<b>950,370</b>	<b>949,190</b>	<b>100%</b>	<b>1,180</b>	<b>(0)</b>
P12375.451 PROG MGMT OF CONSENT ORDER PROJECTS			662,758	462,258		200,499	1
P12375.454 PROG MGMT OF CONSENT ORDER PROJECTS			1,013,442	208,214		647,980	157,248
P12375.495 PROG MGMT OF CONSENT ORDER PROJECTS			752,000	699,347		52,653	0
P12375.496 PROG MGMT OF CONSENT ORDER PROJECTS			115,000	107,264		7,736	0
<b>P12375 TOTAL PROJECT COSTS</b>	<b>Master Plan/Report</b>	<b>Project Initiation &amp; Planning</b>	<b>2,543,200</b>	<b>1,477,083</b>	<b>58%</b>	<b>908,868</b>	<b>157,249</b>
P12383.451 NE 25TH AVE FORCE MAIN REPLACEMENT			1,277,249	-	0%	-	1,277,249
P12383.496 NE 25TH AVE FORCE MAIN REPLACEMENT			4,784,890	343,987		551,532	3,889,371
<b>P12383 TOTAL PROJECT COSTS</b>	<b>Sewer Force Main</b>	<b>Design</b>	<b>6,062,139</b>	<b>343,987</b>	<b>6%</b>	<b>551,532</b>	<b>5,166,620</b>
P12384.496 NE 38TH ST 42" FM & NE 19TH AV 24" FM			11,096,690	438,964		800,857	9,856,869
<b>P12384 TOTAL PROJECT COSTS</b>	<b>Sewer Force Main</b>	<b>Design</b>	<b>11,096,690</b>	<b>438,964</b>	<b>4%</b>	<b>800,857</b>	<b>9,856,869</b>
P12387.496 EFFLUENT MAIN REHABILITATION			8,184,000	80,669		294	8,103,037
<b>P12387 TOTAL PROJECT COSTS</b>	<b>Sewer Force Main</b>	<b>Project Initiation &amp; Planning</b>	<b>8,184,000</b>	<b>80,669</b>	<b>1%</b>	<b>294</b>	<b>8,103,037</b>
P12388.454 NE 13TH ST 24" FORCE MAIN REPLACEMENT			3,761,244	122,236		67,987	3,571,021
P12388.495 NE 13TH ST 24" FORCE MAIN REPLACEMENT			3,313,090	2,049,174		1,263,916	-
<b>P12388 TOTAL PROJECT COSTS</b>	<b>Sewer Force Main</b>	<b>Construction</b>	<b>7,074,334</b>	<b>2,171,410</b>	<b>31%</b>	<b>1,331,903</b>	<b>3,571,021</b>
P12389.454 18" FM RPL ACROSS NEW RVR FRM 9TH/ BIRCH			988,620	57,978		30,417	900,226
P12389.495 18" FM RPL ACROSS NEW RVR FRM 9TH/ BIRCH			2,112,550	1,258,347		854,202	1
<b>P12389 TOTAL PROJECT COSTS</b>	<b>Sewer Force Main</b>	<b>Construction</b>	<b>3,101,170</b>	<b>1,316,324</b>	<b>42%</b>	<b>884,619</b>	<b>900,227</b>
P12390.454 16" FM ALONG LAS OLAS BLVD PHASE 2			2,393,000	637,577		1,899	1,753,524
P12390.495 16" FM ALONG LAS OLAS BLVD PHASE 2			2,500,000	2,407,115		0	92,885
<b>P12390 TOTAL PROJECT COSTS</b>	<b>Sewer Force Main</b>	<b>Construction</b>	<b>4,893,000</b>	<b>3,044,692</b>	<b>62%</b>	<b>1,899</b>	<b>1,846,409</b>
P12413.454 FM FROM PUMP STN D-35 TO D-36 UPSIZE			900,000	615,099		-	284,901
P12413.495 FM FROM PUMP STN D-35 TO D-36 UPSIZE			580,000	517,401		29,824	32,775
<b>P12413 TOTAL PROJECT COSTS</b>	<b>Sewer Force Main</b>	<b>Warranty</b>	<b>1,480,000</b>	<b>1,132,501</b>	<b>77%</b>	<b>29,824</b>	<b>317,675</b>
P12418.495 WTR & W/WTR D & C SYSTEM MAPPING			3,441,352	2,416,726		1,024,626	0
<b>P12418 TOTAL PROJECT COSTS</b>	<b>Master Plan/Report</b>	<b>Project Initiation &amp; Planning</b>	<b>3,441,352</b>	<b>2,416,726</b>	<b>70%</b>	<b>1,024,626</b>	<b>0</b>
P12419.495 FORCE MAIN ASSESSMENT			8,956	8,956		-	-
P12419.496 FORCE MAIN ASSESSMENT			439	439		-	-
FD495.01 Water & Sewer Master Plan 2017			915,328	915,328		-	-
FD496.01 Water & Sewer Regional Master Plan 2017			44,840	44,840		-	-
<b>P12419 TOTAL PROJECT COSTS</b>	<b>Master Plan/Report</b>	<b>Complete</b>	<b>969,563</b>	<b>969,563</b>	<b>100%</b>	<b>-</b>	<b>-</b>
P12529.451 EFFLUENT PUMPS STANDBY GENERATOR & ADMIN BLDG IMPROVEMENTS			600,000	152,782		3	447,216
<b>P12529 EFFLUENT PUMPS STANDBY GENERATOR &amp; ADMIN BLDG IMPROVEMENTS</b>	<b>GTL Upgrades</b>	<b>Project Initiation &amp; Planning</b>	<b>600,000</b>	<b>152,782</b>	<b>25%</b>	<b>3</b>	<b>447,216</b>
P12566.451 REDUNDANT SEWER FM NORTH TO GTL WWTP			4,524,621	4,334,860		97,893	91,868
P12566.496 REDUNDANT SEWER FM NORTH TO GTL WWTP			24,725,379	24,656,481		68,897	1
<b>P12566 TOTAL PROJECT COSTS</b>	<b>Sewer Force Main</b>	<b>Construction</b>	<b>29,250,000</b>	<b>28,991,340</b>	<b>99%</b>	<b>166,791</b>	<b>91,869</b>
P12567.496 REDUNDANT SEWER FM SOUTH TO GTL WWTP			35,750,000	29,057,510		4,556,816	2,135,674
<b>P12567 TOTAL PROJECT COSTS</b>	<b>Sewer Force Main</b>	<b>Construction</b>	<b>35,750,000</b>	<b>29,057,510</b>	<b>81%</b>	<b>4,556,816</b>	<b>2,135,674</b>
P12569.495 NE 5TH STREET FORCE MAIN IMPROVEMENT			1,928,910	1,928,910		-	-
<b>P12569 TOTAL PROJECT COSTS</b>	<b>Watermain</b>	<b>Complete</b>	<b>1,928,910</b>	<b>1,928,910</b>	<b>100%</b>	<b>-</b>	<b>-</b>
P12570.495 36TH STREET FORCE MAIN IMPROVEMENT			309,875	-	0%	-	309,875
<b>P12570 TOTAL PROJECT COSTS</b>	<b>Watermain</b>	<b>Warranty</b>	<b>309,875</b>	<b>-</b>	<b>0%</b>	<b>-</b>	<b>309,875</b>
<b>Grand Total</b>			<b>259,076,473</b>	<b>134,768,300</b>	<b>52%</b>	<b>21,633,526</b>	<b>102,674,647</b>

## Water & Sewer Bond Expenditures Summary August 19, 2021

Water & Sewer Master Plan 2017

Revenues Appropriated by City  
Commission on 4.3.2018 (CAM #18-  
0336)

\$ 200,000,000.00

Interest on Revenues

\$ 4,547,778.64

Total Appropriated Amount

\$ 204,547,778.64

Bond Funded Projects by Category	Total Budget Amount	Actuals as of August 19, 2021	% Spent to Date as of August 19, 2021	Encumbrances	Remaining Balance as of August 19, 2021
Finance	21,806,754.00	16,891,448.00	0.77	1,654,926.47	3,260,379.53
Fiveash Upgrades	25,681,557.00	5,357,806.54	0.21	1,294,814.45	19,028,936.01
I&I	17,303,547.00	13,809,800.76	0.80	698,476.33	2,795,269.91
Master Plan/Report	1,501,455.00	855,448.02	0.57	359,844.30	286,162.68
Peele Dixie Upgrades	310,000.00	93,440.00	0.30	68,920.21	147,639.79
Sewer Basin	1,788,257.00	1,243,629.12	0.70	17,910.75	526,717.13
Sewer Force main	110,910,548.64	65,210,599.48	0.59	10,590,125.92	35,109,823.24
Watermain	25,245,660.00	19,664,227.50	0.78	2,033,279.74	3,548,152.76
<b>Grand Total</b>	<b>204,547,778.64</b>	<b>123,126,399.42</b>	<b>60%</b>	<b>16,718,298.17</b>	<b>64,703,081.05</b>

*No Changes to Total Budget Amounts since 8/2/2021 ITFAC meeting*

**Water & Sewer Bond Expenditures Summary**  
**August 19, 2021**

Index Code / Project Title	Category	Project Status	Budget	Actuals as of August 19, 2021	% Spent to Date as of August 19, 2021	Encumbrances	Remaining Balance as of August 19, 2021
FD495.01 WATER & SEWER MASTER PLAN 2017	Finance	Implementation	19,822,900.00	15,102,719.00	76%	1,560,576.71	3,159,604.29
FD496.01 WATER & SEWER REGIONAL MASTER PLAN 2017	Finance	Implementation	1,983,854.00	1,788,729.00	90%	94,349.76	100,775.24
P10814.495 CENTRAL NEW RIVER W/MAIN RIVER CROSSING	Watermain	Design	1,632,562.00	141,536.41	9%	801,525.90	689,499.69
P10850.495 VICTORIA PARK A NORTH-SMALL WATERMAINS	Watermain	Construction	4,435,773.00	4,431,013.79	100%	4,758.81	0.40
P11080.495 PORT CONDO SMALL WATER MAIN IMPROVEMENTS	Watermain	Bidding	557,559.00	51,606.10	9%	57,881.65	448,071.25
P11563.495 VICTORIA PARK SEWER BASIN A-19 REHAB	I&I	Construction	5,832,153.00	5,527,658.28	95%	146,557.72	157,937.00
P11566.495 RIO VISTA SEWER BASIN D-43 REHAB	I&I	Construction	4,268,936.00	3,740,094.81	88%	357,367.48	171,473.71
P11589.495 FIVEASH WTP DISINFECTION IMPROVEMENTS	Fiveash Upgrades	Construction	17,328,046.00	1,003,979.79	6%	1,248,862.89	15,075,203.32
P11901.495 VICTORIA PK STH SM WATERMAINS IMPROVEMNT	Watermain	Construction	5,149,658.00	5,147,938.88	100%	1,718.61	0.51
P11991.495 DOWNTOWN SEWER BASIN PS A-7 REHABILITATION	I&I	Construction	2,000,000.00	19,445.00	1%	-	1,980,555.00
P12049.495 FLAGLER HEIGHTS SWR BASIN A-21 LATERALS	I&I	Construction	1,318,983.00	650,184.00	49%	183,496.16	485,302.84
P12055.495 BASIN A-18 SANITARY SWR COLL SYSTM REHAB	I&I	Construction	3,883,475.00	3,872,418.67	100%	11,054.97	1.36
P12133.495 PUMP STN A-13 REDIRECTION E OF FEDERAL	Sewer Force main	Construction	478,014.00	478,013.50	100%	-	0.50
P12180.495 CROISSANT PARK SMALL WATER MAINS	Watermain	Finance	3,060,125.00	2,822,718.37	92%	-	237,406.63
P12184.495 DAVIE BLVD 18" WM ABAN I-95 TO SW 9 AVE	Watermain	On Hold	2,075,500.00	297,692.25	14%	55,603.75	1,722,204.00
P12202.495 LIFT STATN D-11 FLOW ANALYSIS & REDESIGN	Sewer Basin	Construction	1,254,020.00	1,224,357.61	98%	-	29,662.39
P12319.495 EMERG REPAIR 30" FM - REPUMP TO GTL WWTP	Sewer Force main	Complete	2,697,298.64	2,697,298.64	100%	-	-
P12352.495 S MIDDLE RIVER FORCE MAIN RIVER CROSSING	Sewer Force main	Warranty	609,000.00	608,999.50	100%	-	0.50
P12367.495 ASSET MANAGEMENT & CMOM PROGRAMS	Master Plan/Report	Project Initiation & Planning	-	-	-	0.13	(0.13)
P12367.496 ASSET MANAGEMENT & CMOM PROGRAMS	Master Plan/Report	Project Initiation & Planning	-	-	-	0.03	(0.03)
P12368.495 SEWER CAPACITY ANLY FOR GRAVITY & FM	Master Plan/Report	Project Initiation & Planning	-	-	-	-	-
P12368.496 SEWER CAPACITY ANLY FOR GRAVITY & FM	Master Plan/Report	Project Initiation & Planning	-	-	-	-	-
P12375.495 PROG MGMT OF CONSENT ORDER PROJECTS	Master Plan/Report	Project Initiation & Planning	752,000.00	699,346.76	93%	52,652.92	0.32
P12375.496 PROG MGMT OF CONSENT ORDER PROJECTS	Master Plan/Report	Project Initiation & Planning	115,000.00	107,263.76	93%	7,736.07	0.17
P12383.496 NE 25TH AVE FORCE MAIN REPLACEMENT	Sewer Force main	Design	4,784,890.00	343,986.80	7%	551,531.73	3,889,371.47
P12384.496 NE 38TH ST 42" FM & NE 19TH AV 24" FM	Sewer Force main	Design	11,096,690.00	438,963.74	4%	800,856.80	9,856,869.46
P12385.496 SE 10TH AV 48" FM REPL & 36" BYPASS	Sewer Force main	Cancelled	18,326.00	18,326.00	100%	-	-
P12386.496 54" FM RPL SE 9TH/10TH AV & NEW PARALLEL	Sewer Force main	Cancelled	6,072.00	6,072.00	100%	-	-
P12387.496 EFFLUENT MAIN REHABILITATION	Sewer Force main	Project Initiation & Planning	8,184,000.00	80,669.00	1%	294.00	8,103,037.00
P12388.495 NE 13TH ST 24" FORCE MAIN REPLACEMENT	Sewer Force main	Construction	3,313,090.00	2,049,174.14	62%	1,263,915.86	-
P12389.495 18" FM RPL ACROSS NEW RVR FRM 9TH/ BIRCH	Sewer Force main	Construction	2,112,550.00	1,258,346.64	60%	854,201.96	1.40
P12390.495 16" FM ALONG LAS OLAS BLVD PHASE 2	Sewer Force main	Construction	2,500,000.00	2,407,115.21	96%	0.23	92,884.56
P12391.495 BERMUDA RIVIERA SML WTRMN IMPROVEMENTS	Watermain	Construction	4,976,700.00	4,420,439.70	89%	415,165.02	141,095.28
P12395.495 PEELE DIXIE ELECTRICAL STUDIES	Peele Dixie Upgrades	Construction	210,000.00	63,133.00	30%	0.21	146,866.79
P12396.495 PEELE DIXIE SURGE PROTECTION UPGRADES	Peele Dixie Upgrades	Bidding	100,000.00	30,307.00	30%	68,920.00	773.00
P12399.495 FIVEASH WTP PCCP REPLACEMENT	Fiveash Upgrades	Complete	33,511.00	36,643.00	109%	-	(3,132.00)
P12400.495 PROSPECT WELLFIELD ELC STUDIES & TESTING	Master Plan/Report	Complete	185,000.00	1,168.00	1%	-	183,832.00
P12402.495 PEELE DIXIE WELLFIELD ELC STUD & TESTING	Master Plan/Report	Construction	150,000.00	47,669.50	32%	0.15	102,330.35
P12404.495 EXCAVATE & DISPOSE OF DRY LIME SLUDGE	Fiveash Upgrades	Warranty	4,600,000.00	4,228,973.31	92%	-	371,026.69
P12406.496 REDUNDANT FORCE MAIN FROM B-REPUMP	Sewer Force main	Bidding	10,377.00	10,377.00	100%	-	-
P12407.495 SUBACQUEOUS FM CROSSING REINSTATEMENT	Sewer Force main	Cancelled	-	-	-	-	-
P12410.495 PUMP STATION C-1 REPLACEMENT	Sewer Force main	Bidding	620,000.00	20,577.00	3%	-	599,423.00
P12412.495 PUMP STATIONS A-16 UPGRADE	Sewer Force main	Design	3,000,000.00	21,968.00	1%	-	2,978,032.00
P12413.495 FM FROM PUMP STN D-35 TO D-36 UPSIZE	Sewer Force main	Warranty	580,000.00	517,401.12	89%	29,824.28	32,774.60

Index Code / Project Title	Category	Project Status	Budget	Actuals as of August 19, 2021	% Spent to Date as of August 19, 2021	Encumbrances	Remaining Balance as of August 19, 2021
P12414.495 GRAVITY PIPE IMPV TO DWNTWN COL SYSTM	Sewer Force main	Bidding	3,143,000.00	191,730.15	6%	582,770.85	2,368,499.00
P12415.495 PUMP STATION A-7 UPGRADE	Sewer Force main	Construction	2,211,862.00	290,098.56	13%	1,766,011.84	155,751.60
P12418.495 WTR & W/WTR D & C SYSTEM MAPPING	Master Plan/Report	Project Initiation & Planning	-	-	-	-	-
P12419.495 FORCE MAIN ASSESSMENT	Master Plan/Report	Project Initiation & Planning	-	-	-	-	-
P12419.496 FORCE MAIN ASSESSMENT	Master Plan/Report	Project Initiation & Planning	-	-	-	-	-
P12456.495 SEWER BASIN D-40 REHAB	Sewer Basin	Project Initiation & Planning	169,237.00	13,093.51	8%	17,910.75	138,232.74
P12463.495 CORAL SHORES SML WATERMAIN IMPROVEMENTS	Watermain	Construction	1,118,998.00	422,372.00	38%	696,626.00	-
P12485.495 FIVEASH WTP FILTERS REHABILITATION	Fiveash Upgrades	Construction	3,720,000.00	88,210.44	2%	45,951.56	3,585,838.00
P12566.496 REDUNDANT SEWER FM NORTH TO GTL WWTP	Sewer Force main	Construction	24,725,379.00	24,656,480.69	100%	68,897.43	0.88
P12567.496 REDUNDANT SEWER FM SOUTH TO GTL WWTP	Sewer Force main	Construction	35,750,000.00	29,057,510.10	81%	4,556,816.10	2,135,673.80
P12569.495 NE 5TH STREET FORCE MAIN IMPROVEMENT	Watermain	Complete	1,928,910.00	1,928,910.00	100%	-	-
P12570.495 36TH STREET FORCE MAIN IMPROVEMENT	Watermain	Warranty	309,875.00	-	-	-	309,875.00
P12618.495 DOLPHIN ISLES B-14 SEWER BASIN REHAB	Sewer Basin	Project Initiation & Planning	365,000.00	6,178.00	2%	-	358,822.00
P12619.495 BAYVIEW DR 16" FM TO PUMP STATION B-14	Sewer Force main	Design	2,570,000.00	57,491.69	2%	115,004.84	2,397,503.47
P12620.495 LAS OLAS MARINA PUMP STATION D-31	Sewer Force main	Project Initiation & Planning	2,500,000.00	-	-	-	2,500,000.00
P12628.495 INTERLOCAL AGREEMENT WITH POMPANO BEACH	Master Plan/Report	Project Initiation & Planning	299,455.00	-	-	299,455.00	-
<b>Totals</b>			<b>204,547,778.64</b>	<b>123,126,399.42</b>	<b>60%</b>	<b>16,718,298.17</b>	<b>64,703,081.05</b>

# **Impact Fees**

**From:** [Kymerly Holcombe](#)  
**To:** [Patricia Jolly](#)  
**Cc:** [Susan Grant](#); [Laura Reece](#); [Talal Abi-Karam](#); [Omar Castellon](#); [Kenya Baker](#)  
**Subject:** FW: Water and Sewer Impact Fees  
**Date:** Friday, August 27, 2021 11:34:23 AM

---

2021 - Fiscal Year to date status of Water and Sewer Expansion/Impact Fees

As of 7/31/2021 Water expansion/impact fees collected is \$1,672,668  
“ “ Sewer expansion/impact fees collected is \$1,373,179  
Total FYTD \$3,045,847

Thank you,

Kymerly

---

**From:** Kymerly Holcombe  
**Sent:** Thursday, July 29, 2021 2:17 PM  
**To:** Patricia Jolly <PaJolly@fortlauderdale.gov>  
**Cc:** Susan Grant <SuGrant@fortlauderdale.gov>; Laura Reece <LReece@fortlauderdale.gov>; Talal Abi-Karam <TAbi-Karam@fortlauderdale.gov>; Omar Castellon <OCastellon@fortlauderdale.gov>  
**Subject:** FW: Water and Sewer Impact Fees

Last fiscal year, FY 2020, the City collected \$1,889,223 in Water expansion/impact fees and \$1,218,252 in Sewer expansion/impact fees, for a total of \$3,107,475. \$2,700,000 of that was used towards the Water and Sewer bond debt payment which appears to be allowable in [F.S. 163.31801\(j\)](#). The remaining funds, including those collected this fiscal year to date, will source other respective expansions consistent with the aforementioned statute.

Current Fiscal year 2021 to date (7/28/2021), the City has collected \$897,547 in Water expansion/impact fees and \$1,360,544 in Sewer expansion/impact fees, for a total of \$2,258,091.

FY 2022 Community Investment Plan (CIP) projects request appropriation of Water and Sewer expansion/impact fees to source the following expansion projects, respectively:

\$1,800,000 P12564 C-51 Reservoir (Water)  
\$900,000 P12605 New Pumping Station Flagler Village A-24 (Sewer)

It is anticipated that additional expansion projects will be identified.

  
Kymerly Holcombe  
Business Operations Manager  
City of Fort Lauderdale  
Public Works | Engineering Services  
100 N. Andrews Ave., Fort Lauderdale, FL 33301  
p 954-828-5083 | c 954-559-6863

# WATER - SEWER FEE REPORT

Fees Collected between 6/1/2021 and 8/27/2021

ENG0021 2021									
<b>BLD-PBA-19110002</b> Permit by Affidavit									
1949367	71940349	06/01/2021	1450786	\$21,671.79	Payment Applied	ENG0021	BLD-PBA-19110002	Aukela Holloway	
1949367	71940352	06/01/2021	1450786	\$13,710.06	Payment Applied	ENG0021	BLD-PBA-19110002	Aukela Holloway	
<b>PM-19080313</b> Commercial New Construction Permit									
1957535	71724565	07/15/2021	1343186	\$651.00	Payment Applied	ENG0021	PM-19080313	VEMGTLLC	Lake Ridge Residents
<b>PM-19092692</b> Commercial New Construction Permit									
1955502	69429937	07/06/2021	1229348	\$18,243.72	Payment Applied	ENG0021	PM-19092692	BarronCD	Flagler Village Civi
ENG0022 2021									
<b>BLD-PBA-19110002</b> Permit by Affidavit									
1949367	71940351	06/01/2021	1450786	\$46,139.94	Payment Applied	ENG0022	BLD-PBA-19110002	Aukela Holloway	
1949367	71940353	06/01/2021	1450786	\$29,189.16	Payment Applied	ENG0022	BLD-PBA-19110002	Aukela Holloway	
<b>PM-19080313</b> Commercial New Construction Permit									
1957535	71724566	07/15/2021	1343186	\$1,386.00	Payment Applied	ENG0022	PM-19080313	VEMGTLLC	Lake Ridge Residents
<b>PM-19092692</b> Commercial New Construction Permit									
1955502	69429938	07/06/2021	1229348	\$38,841.46	Payment Applied	ENG0022	PM-19092692	BarronCD	Flagler Village Civi
ENG0470 2021									
<b>BLD-CALT-20040004</b> Commercial Alteration Permit									
1964846	72035882	08/23/2021	1507119	\$16,236.80	Payment Applied	ENG0470	BLD-CALT-20040004	GHCHYATT	Progresso Village Civic Associ
<b>BLD-CALT-20060033</b> Commercial Alteration Permit									
1950286	71867017	06/07/2021	1414686	\$1,328.50	Payment Applied	ENG0470	BLD-CALT-20060033	308Urban	Tarpon River Civic Association
<b>BLD-CNC-20050002</b> Commercial New Construction Permit									
1955102	71826489	07/01/2021	1393750	\$394,327.68	Payment Applied	ENG0470	BLD-CNC-20050002	Sharese Bora	Downtown Fort Lauderdale Civic
<b>BLD-CNC-20110002</b> Commercial New Construction Permit									
1961782	71957539	08/05/2021	1458827	\$9,421.12	Payment Applied	ENG0470	BLD-CNC-20110002	Sagomacs	Historical Dorsey-Riverbend Ci
<b>BLD-CNC-20110013</b> Commercial New Construction Permit									
1960905	71776140	08/02/2021	1369101	\$5,701.76	Payment Applied	ENG0470	BLD-CNC-20110013	anonymous	
<b>BLD-CNC-20120013</b> Commercial New Construction Permit									
1950046	71941984	06/04/2021	1451652	\$9,251.20	Payment Applied	ENG0470	BLD-CNC-20120013	ricardow	Victoria Park Civic Associatio
<b>BLD-CNC-20120014</b> Commercial New Construction Permit									
1960110	72004875	07/28/2021	1488246	\$111,354.24	Payment Applied	ENG0470	BLD-CNC-20120014	Sharon Zedella	Progresso Village Civic Associ
<b>BLD-CNC-20120017</b> Commercial New Construction Permit									
1950619	71908959	06/08/2021	1434008	\$32,851.20	Payment Applied	ENG0470	BLD-CNC-20120017	Matthew Anastasio	Colee Hammock Homeowners Assoc

<b>BLD-CNC-21060004</b>		Commercial New Construction Permit							
1956784	71962085	07/12/2021	1461271	\$42,536.64	Payment Applied	ENG0470	BLD-CNC-21060004	Matthew Anastasio	
1956940	71991081	07/13/2021	1480709	\$6,634.32	Payment Applied	ENG0470	BLD-CNC-21060004	Caroline Yeakel	
<b>BLD-PBA-21060002</b>		Permit by Affidavit - Building							
1954327	71942670	06/28/2021	1451802	\$111,354.24	Payment Applied	ENG0470	BLD-PBA-21060002	GreenMills20	Progresso Village Civic Associ
<b>ENG0471 2021</b>									
<b>BLD-CADD-20120002</b>		Commercial Addition Permit							
1950452	71928850	06/08/2021	1445150	\$2,360.00	Payment Applied	ENG0471	BLD-CADD-20120002	Hope Baker	Edgewood Civic Association
<b>BLD-RNC-20060005</b>		Residential New Construction Permit							
1957222	71546655	07/14/2021	1243847	\$1,888.00	Payment Applied	ENG0471	BLD-RNC-20060005	Hope Baker	Shady Banks Civic Association
<b>BLD-RNC-20080019</b>		Residential New Construction Permit							
1960424	71639676	07/29/2021	1287977	\$1,888.00	Payment Applied	ENG0471	BLD-RNC-20080019	Sharese Bora	Durrs Community Association, I
<b>BLD-RNC-20090012</b>		Residential New Construction Permit							
1961127	71701375	08/03/2021	1330759	\$3,776.00	Payment Applied	ENG0471	BLD-RNC-20090012	tgestido	Durrs Community Association, I
<b>BLD-RNC-20110001</b>		Residential New Construction Permit							
1961653	71882986	08/05/2021	1421146	\$3,776.00	Payment Applied	ENG0471	BLD-RNC-20110001	edewaarddevelopment	Beverly Heights Association In
<b>BLD-RNC-20120012</b>		Residential New Construction Permit							
1959821	71898336	07/27/2021	1428286	\$1,888.00	Payment Applied	ENG0471	BLD-RNC-20120012	anonymous	Palm-Aire Village Homeowners A
<b>BLD-RNC-20120035</b>		Residential New Construction Permit							
1954705	71812464	06/29/2021	1387259	\$1,888.00	Payment Applied	ENG0471	BLD-RNC-20120035	NextGenBuilders20	Historical Dorsey-Riverbend Ci
<b>BLD-RNC-20120039</b>		Residential New Construction Permit							
1959918	71818692	07/27/2021	1390040	\$1,888.00	Payment Applied	ENG0471	BLD-RNC-20120039	Berni	Edgewood Civic Association
<b>BLD-RNC-20120040</b>		Residential New Construction Permit							
1963859	71818218	08/17/2021	1389855	\$3,776.00	Payment Applied	ENG0471	BLD-RNC-20120040	anonymous	Tarpon River Civic Association
<b>BLD-RNC-20120044</b>		Residential New Construction Permit							
1949756	71899715	06/03/2021	1429197	\$1,888.00	Payment Applied	ENG0471	BLD-RNC-20120044	irizzo	Coral Ridge Country Club Estat
<b>BLD-RNC-21030002</b>		Residential New Construction Permit							
1951427	71910120	06/11/2021	1434594	\$1,888.00	Payment Applied	ENG0471	BLD-RNC-21030002	Hope Baker	Lauderdale West Association
<b>BLD-RNC-21030014</b>		Residential New Construction Permit							
1959209	71940499	07/23/2021	1450722	\$1,888.00	Payment Applied	ENG0471	BLD-RNC-21030014	Jennifer Agudelo	Durrs Community Association, I
<b>BLD-RNC-21040007</b>		Residential New Construction Permit							
1962089	72013289	08/06/2021	1492395	\$1,888.00	Payment Applied	ENG0471	BLD-RNC-21040007	pablohanssen	Croissant Park Civic Associati
<b>BLD-RNC-21050025</b>		Residential New Construction Permit							
1960394	71967191	07/29/2021	1463964	\$1,888.00	Payment Applied	ENG0471	BLD-RNC-21050025	anonymous	Seven Isles Homeowners Associa

<b>BLD-RNC-21050026</b>		Residential New Construction Permit								
1956774	71984405	07/12/2021	1477585	\$3,776.00	Payment Applied	ENG0471	BLD-RNC-21050026	Luke Rinkus	Durrs Community Association, I	
<b>BLD-RNC-21060003</b>		Residential New Construction Permit								
1962809	71964220	08/11/2021	1462391	\$1,888.00	Payment Applied	ENG0471	BLD-RNC-21060003	grleblanc	Coral Ridge Country Club Estat	
<b>ENG0480 2021</b>										
<b>BLD-CALT-20060033</b>		Commercial Alteration Permit								
1955082	71867018	07/01/2021	1414686	\$1,341.13	Payment Applied	ENG0480	BLD-CALT-20060033	Sharon Zedella	Tarpon River Civic Association	
<b>BLD-CNC-20050002</b>		Commercial New Construction Permit								
1955102	71826490	07/01/2021	1393750	\$412,916.22	Payment Applied	ENG0480	BLD-CNC-20050002	Sharese Bora	Downtown Fort Lauderdale Civic	
<b>BLD-CNC-20110002</b>		Commercial New Construction Permit								
1961782	71957540	08/05/2021	1458827	\$9,865.23	Payment Applied	ENG0480	BLD-CNC-20110002	Sagomacs	Historical Dorsey-Riverbend Ci	
<b>BLD-CNC-20110013</b>		Commercial New Construction Permit								
1960905	71776141	08/02/2021	1369101	\$5,970.54	Payment Applied	ENG0480	BLD-CNC-20110013	anonymous		
<b>BLD-CNC-20120013</b>		Commercial New Construction Permit								
1950046	71941985	06/04/2021	1451652	\$9,687.30	Payment Applied	ENG0480	BLD-CNC-20120013	ricardow	Victoria Park Civic Associatio	
<b>BLD-CNC-20120014</b>		Commercial New Construction Permit								
1960110	72004876	07/28/2021	1488246	-\$116,603.46	Void Payment Applied	ENG0480	BLD-CNC-20120014	Sharon Zedella	Progresso Village Civic Associ	
<b>BLD-CNC-20120017</b>		Commercial New Construction Permit								
1950619	71908960	06/08/2021	1434008	\$34,399.80	Payment Applied	ENG0480	BLD-CNC-20120017	Matthew Anastasio	Colee Hammock Homeowners Assoc	
<b>BLD-CNC-21060004</b>		Commercial New Construction Permit								
1956784	71962086	07/12/2021	1461269	-\$35,902.32	Payment Applied	ENG0480	BLD-CNC-21060004	Matthew Anastasio		
<b>BLD-PBA-21060002</b>		Permit by Affidavit - Building								
1954327	71942671	06/28/2021	1451802	\$116,603.46	Payment Applied	ENG0480	BLD-PBA-21060002	GreenMills20	Progresso Village Civic Associ	
<b>ENG0481 2021</b>										
<b>BLD-CADD-20120002</b>		Commercial Addition Permit								
1950452	71928851	06/08/2021	1445150	\$2,471.25	Payment Applied	ENG0481	BLD-CADD-20120002	Hope Baker	Edgewood Civic Association	
<b>BLD-RNC-20060005</b>		Residential New Construction Permit								
1957222	71546656	07/14/2021	1243847	\$1,977.00	Payment Applied	ENG0481	BLD-RNC-20060005	Hope Baker	Shady Banks Civic Association	
<b>BLD-RNC-20080019</b>		Residential New Construction Permit								
1960424	71639677	07/29/2021	1287977	\$1,977.00	Payment Applied	ENG0481	BLD-RNC-20080019	Sharese Bora	Durrs Community Association, I	
<b>BLD-RNC-20090012</b>		Residential New Construction Permit								
1961127	71701376	08/03/2021	1330759	\$3,954.00	Payment Applied	ENG0481	BLD-RNC-20090012	tgestido	Durrs Community Association, I	
<b>BLD-RNC-20110001</b>		Residential New Construction Permit								
1961653	71882987	08/05/2021	1421146	\$3,954.00	Payment Applied	ENG0481	BLD-RNC-20110001	edewaarddevelopment	Beverly Heights Association In	
<b>BLD-RNC-20120012</b>		Residential New Construction Permit								

1959821	71898337	07/27/2021	1428286	\$1,977.00 Payment Applied	ENG0481	BLD-RNC-20120012	anonymous	Palm-Aire Village Homeowners A
<b>BLD-RNC-20120035</b>			Residential New Construction Permit					
1954705	71812465	06/29/2021	1387259	\$1,977.00 Payment Applied	ENG0481	BLD-RNC-20120035	NextGenBuilders20	Historical Dorsey-Riverbend Ci
<b>BLD-RNC-20120039</b>			Residential New Construction Permit					
1959918	71818693	07/27/2021	1390040	\$1,977.00 Payment Applied	ENG0481	BLD-RNC-20120039	Berni	Edgewood Civic Association
<b>BLD-RNC-20120040</b>			Residential New Construction Permit					
1963859	71818519	08/17/2021	1389855	\$3,954.00 Payment Applied	ENG0481	BLD-RNC-20120040	anonymous	Tarpon River Civic Association
<b>BLD-RNC-20120044</b>			Residential New Construction Permit					
1949756	71899716	06/03/2021	1429197	\$1,977.00 Payment Applied	ENG0481	BLD-RNC-20120044	irizzo	Coral Ridge Country Club Estat
<b>BLD-RNC-21030002</b>			Residential New Construction Permit					
1951427	71910121	06/11/2021	1434594	\$1,977.00 Payment Applied	ENG0481	BLD-RNC-21030002	Hope Baker	Lauderdale West Association
<b>BLD-RNC-21030014</b>			Residential New Construction Permit					
1959209	71940500	07/23/2021	1450722	\$1,977.00 Payment Applied	ENG0481	BLD-RNC-21030014	Jennifer Agudelo	Durrs Community Association, I
<b>BLD-RNC-21040007</b>			Residential New Construction Permit					
1962089	72013290	08/06/2021	1492395	\$1,977.00 Payment Applied	ENG0481	BLD-RNC-21040007	pablohanssen	Croissant Park Civic Associati
<b>BLD-RNC-21050025</b>			Residential New Construction Permit					
1960394	71967192	07/29/2021	1463964	\$1,977.00 Payment Applied	ENG0481	BLD-RNC-21050025	anonymous	Seven Isles Homeowners Associa
<b>BLD-RNC-21050026</b>			Residential New Construction Permit					
1956774	71984406	07/12/2021	1477585	\$3,954.00 Payment Applied	ENG0481	BLD-RNC-21050026	Luke Rinkus	Durrs Community Association, I
<b>BLD-RNC-21060003</b>			Residential New Construction Permit					
1962809	71964221	08/11/2021	1462391	\$1,977.00 Payment Applied	ENG0481	BLD-RNC-21060003	grleblanc	Coral Ridge Country Club Estat