



VIRTUAL FY 2022 DEPARTMENTAL BUDGET REVIEW SESSIONS WITH THE BUDGET ADVISORY BOARD

Meeting Can Be Accessed:

<https://www.fortlauderdale.gov/government/BAB>

MAY 12, 2021 – 6:15 P.M.

ROLL CALL

Board Member	Attendance
Ross Cammarata, District 1	Present
Christopher Williams, District 1	Present
Michael Marshall, District 2	Present
Adam Sabin, District 2	Present
Johnnie Smith, District 3	Present
A. Abidemi Oladipo, District 3	Present
Catherine Graham, District 4	Present
Prabhuling Patel, District 4	Present
Jeff Lowe, Vice Chair, Mayor Appointee	Present
Brian Donaldson, Chair, Mayor Appointee	Present

Participating Panelist

Chris Lagerbloom, City Manager

Tarlesha Smith, Assistant City Manager/Director of Human Resources

Matthew Cobb, Assistant Risk Manager

Susan Grant, Director of Finance

Ben Rogers, Department of Transportation and Mobility

Laura Reece, Director, Office of Management and Budget

John Herbst, City Auditor

Departments Reviewed

- 1. Finance.** Led by Ms. Grant, staff presented the department's Draft FY 2022 General Fund Budget requests. **SEE ATTACHED PRESENTATION,** <https://www.fortlauderdale.gov/departments/city-clerk-s-office/advisory-boards-committees-authorities-agendas-and-minutes/budget-advisory-board>
- 2. Human Resources.** Led by Ms. Smith, staff presented the department's Draft FY 2022 General Fund Budget requests. **SEE ATTACHED PRESENTATION,** <https://www.fortlauderdale.gov/departments/city-clerk-s-office/advisory-boards-committees-authorities-agendas-and-minutes/budget-advisory-board>
- 3. Transportation and Mobility.** Led by Mr. Rogers, staff presented the department's Draft FY 2022 General Fund Budget requests. **SEE ATTACHED PRESENTATION,** <https://www.fortlauderdale.gov/departments/city-clerk-s-office/advisory-boards-committees-authorities-agendas-and-minutes/budget-advisory-board>

Documents Submitted

Draft FY 2022 Finance Department Budget Requests

Draft FY 2022 Human Resources Department Budget Request

Draft FY 2022 Transportation and Mobility Department Budget Request

Adjourn

There were no further discussions to come before the Board. The FY 2022 Departmental Budget Review Session was adjourned at 7:52p.m.

DRAFT



CITY OF FORT LAUDERDALE FY 2022 DEPARTMENT REQUEST

Finance Department



Finance Department

Department Description

The mission of the Finance Department is to safeguard the City's assets and financial affairs, provide for the long-term financial stability, integrity, and accountability of the City's financial resources, and ensure expenditure of City funds are conducted in a manner that will instill our neighbors' trust and provide best value to the City.

The department is a valuable internal financial resource to all City departments and strives to provide excellent service to entities conducting financial and purchasing transactions in accordance with accounting and procurement standards for state and local governments. Additionally, the department provides timely reporting of information to investors and other external stakeholders. To achieve its mission, the Finance Department provides services through the functions of financial administration, utility billing and collection, accounting and financial reporting, treasury, and procurement services.

As an integral Internal Support partner, Finance ensures all City departments follow sound fiscal management procedures, and the fair, open, and transparent procurement of goods and services, thereby allowing the City to obtain fiscal efficiencies, while maximizing resources and lessening financial burdens.

Finance Department

FY 2022 Projected Organizational Chart

Total FTEs - 70

ADMINISTRATION - 4

Director - Finance	1
Deputy Director - Finance	1
Management Analyst	1
Senior Administrative Assistant	1

ACCOUNTING AND FINANCIAL REPORTING - 18

Controller	1
Assistant Controller	1
Accountant	1
Accounting Clerk	4
Accounts Payable Supervisor	1
Chief Accountant	1
Payroll Specialist	1
Payroll Supervisor	1
Program Manager I	1
Senior Accountant	3
Senior Accounting Clerk	3

PROCUREMENT - 14

Assistant Director	1
Assistant Procurement and Contracts Manager	1
Administrative Assistant	1
Procurement Administrator	2
Procurement Assistant	1
Procurement Specialist	2
Senior Administrative Assistant	1
Senior Procurement Specialist	5

UTILITY BILLING AND COLLECTIONS - 26

Revenue Collections Manager	1
Assistant Manager	1
Administrative Assistant	2
Billing Coordinator	2
Billing Specialist	6
Customer Service Representative	3
Senior Accounting Clerk	3
Senior Billing Specialist	1
Senior Customer Service Representative	7

TREASURY - 8

Treasurer	1
Accountant	2
Chief Accountant	1
Senior Accountant	3
Senior Accounting Clerk	1

FY 2021 Adopted	FY 2022 Projected	Difference
70	70	0

Finance Department

Administration

Division Description

The Administration division safeguards the City's assets, executes its financial affairs, and provides for the long-term financial stability, integrity, and accountability of resources. This is achieved by sharing information as well as promoting and adopting sound fiscal and operational practices. In addition, the division oversees the City's investment portfolio, which is currently estimated at over \$900 million.

FY 2021 Major Accomplishments

- Coordinated the implementation of the Florida Retirement System (FRS).
- Oversight of the issuance of \$200.0 million in financing for the Stormwater system to fund the acquisition, construction, renovation, and improvements in key areas of the City vulnerable to flooding. This includes \$98.0 million in financing through the United States Environmental Protection Agency Water Infrastructure Finance and Innovation Act (WIFIA) Program, which provides long-term, low-cost supplemental loans for regionally and nationally significant projects.
- Oversight of the issuance of \$9.0 million in Special Obligation Bonds to finance the cost of undergrounding overhead utilities for benefiting neighborhoods.
- Oversight of the issuance of \$41.6 million in Water and Sewer refunding obligations, resulting in net present value savings of approximately \$4.4 million.

FY 2022 Major Projects and Initiatives

- Partner with the Public Works Department to solicit, finance, procure and construct a new water treatment plant to replace the Fiveash Regional Water Treatment Plant.
- Modernize financial systems with the continued implementation of an Enterprise Resource Planning ("ERP") system to improve the City's financial oversight and reporting capabilities. Implementation of this new system will also increase financial transparency citywide.
- Secure financing for the replacement of water meters citywide to the new Advanced Metering Infrastructure system (AMI).
- Review financial policies and update as needed.

Finance Department

Accounting and Financial Reporting

Division Description

The Accounting and Financial Reporting division ensures that financial transactions are properly recorded in accordance with Generally Accepted Accounting Principles (GAAP) and the Governmental Accounting Standards Board (GASB). The division is responsible for providing departments and the public with timely financial information to ensure accuracy, accountability, and transparency. The division processes payroll in-house bi-weekly for employees, monthly retirement payments for retirees, and weekly vendor payments.

The division is responsible for monitoring capital and non-capital project expenditures along with maintaining fixed assets records. The division also reconciles bank and trust accounts. Financial data is generated for a number of audiences using a variety of reporting mechanisms: quarterly payroll tax reports for the federal government, the State of Florida Annual Financial Report, the Annual Single Audit Report, the Popular Annual Financial Report (PAFR), and the Comprehensive Annual Financial Report (AFR) are developed by this division.

FY 2021 Major Accomplishments

- Received the Comprehensive Annual Financial Report and Popular Annual Financial Report (PAFR) Awards for FY 2020.
- Implemented the following mandatory GASB Statement:
 - GASB Statement No. 87 – Leases
- Implemented process improvements to reduce cycle time for Comprehensive Annual Financial Report production.
- Revamped quarterly financial reporting.

FY 2022 Major Projects and Initiatives

- Convert paper files to electronic format and upload into document management system.
- Deploy Phase 1 of the ERP which includes modules for Accounts Payable, Payroll, Project Management, General Ledger, Asset Management and Reconciliation Management.
- Implement the following mandatory GASB Statements:
 - GASB Statement No. 93 – Replacement of interbank Offered Rates
 - GASB Statement No. 97 – Certain Component Unit Criteria, and Accounting and Financial Reporting for Internal Revenue Code 457 Deferred Compensation Plans

Finance Department

Procurement

Division Description

The Procurement Services division assists all City departments with the purchase of goods and services. Per Section 2 of the City's Code of Ordinances, it is necessary that commodities and contractual services of suitable standards and in sufficient quantities be available as needed, and that such items be purchased at the best prices available, consistent with City standards of service and quality.

FY 2021 Major Accomplishments

- Revised Procurement Ordinance to include action items from Disparity Study.
- Revised Procurement Code to allow for Non-Active Emergency procedures for competition inclusion in Emergency Procurement where possible.
- Evaluated the effectiveness of the Procurement Card Policy and recommended changes to maximize organizational efficiency.

FY 2022 Major Projects and Initiatives

- Create and implement a Disadvantaged Business Enterprise (DBE) preference program.
- Deploy Phase 1 of the ERP which includes modules for Procurement, Contract Management, Strategic Sourcing and Vendor Self-Service.

Finance Department

Treasury

Division Description

The Treasury division manages the City's estimated \$900 million investment portfolio, which includes over \$10 million in cash equity. The division also oversees the debt management and revenue tracking functions. The division facilitates the City's debt issuances and assists in obtaining credit ratings. It works with external advisors, investment managers, bond counsel, and financial advisors to ensure compliance with securities regulations. The division is also responsible for recording and reporting revenue properly, accurately, and timely in the City's accounting system. Reporting mechanisms include the Quarterly Investment Report to the City Commission and Annual Bondholder's Report.

FY 2021 Major Accomplishments

- Completed the update of:
 - Internal Controls Manual and Operational Procedures for Investments
- Coordinated the issuance of \$200.0 million in financing for the Stormwater system to fund the acquisition, construction, renovation, and improvements in key areas of the City vulnerable to flooding. This includes \$98.0 million in financing through the United States Environmental Protection Agency Water Infrastructure Finance and Innovation Act (WIFIA) Program, which provides long-term, low-cost supplemental loans for regionally and nationally significant projects.
- Coordinated the issuance of \$9.0 million Special Obligation Bonds to finance the cost of undergrounding overhead utilities for benefiting neighborhoods.
- Coordinated the issuance of \$41.6 million in Water and Sewer refunding obligations, resulting in net present value savings of approximately \$4.4 million.
- Implemented investment management module for SymPro treasury management software.

FY 2022 Major Projects and Initiatives

- Deploy Phase 1 of the ERP which includes modules for Accounts Receivables, Billing, Cash Management and Grant Management.
- Coordinate financing for the replacement of water meters citywide to the new Advanced Metering Infrastructure system (AMI).

Finance Department

Utility Billing and Collections

Division Description

The Utility Billing and Collection division is responsible for the accurate and timely billing and collection of utility bills, special assessments, and miscellaneous account receivables on a monthly basis. Additional responsibilities include lien searches and applying liens to delinquent utility accounts. The division also provides the accurate posting of the City's cash collection and the timely upload to the City's Financial Accounting Management Information System (FAMIS). Utility Billing and Collection strives to deliver excellent customer support to neighbors paying for utility services.

FY 2021 Major Accomplishments


- Upgraded current utility billing software system to increase efficiency.
- Simplified water and sewer ordinances relating to credits adjustments.

FY 2022 Major Projects and Initiatives

- Partner with Public Works Utilities and Information Technology to initiate replacement of water meters citywide to the new Advanced Metering Infrastructure system (AMI).

Finance Department

Department Core Processes and Performance Measures

	<p>STRATEGIC GOALS</p> <p>Goal 8: Build a leading government organization that manages all resources wisely and sustainably.</p>
---	--

Department Core Process	Performance Measures	Objective	FY 2019 Actual	FY 2020 Actual	FY 2021 Target	FY 2021 Projected	FY 2022 Target
Ensure accurate and prompt financial reporting	Number of accounts payable checks issued	At or Below Target	19,062	15,083	13,000	14,796	13,000
	Percent of total payments that are electronic ¹	At or Above Target	66%	65%	71%	65%	68%
Manage and administer the City's cash management and investment strategies	General obligation bond debt per Capita	At or Below Target	\$151.94*	\$1,008.79 ²	\$1,006.87	\$1,006.87	\$982.88
	Benchmark returns for City's surplus cash	At or Above Target	**	16 bps above benchmark	5 bps above benchmark	5 bps above benchmark	5 bps above benchmark
	Benchmark returns for City's long-term portfolio	At or Above Target	**	26 bps above benchmark	5 bps above benchmark	5 bps above benchmark	5 bps above benchmark
	Governmental debt as a percentage of total governmental expenditures	At or Below Target	7.54%	8.25%	8.20%	8.82%	9.38%
Maintain records of utility billing revenue collections	Number of Neighbors walking into the lobby	At or Below Target	41,349*	17,310 ³	30,000	12,000	24,000 ³
	Percent of uncollected utility bills ⁴	At or Below Target	31.7%	40.7%	37.5%	46.0% ⁵	37.5%

*Data correction

**This is a newly identified performance measure. Historical data may not be available.

¹The methodology for this measure has been updated. Previously, card-in-hand purchases made on purchasing cards held by City employees were not included. Historical data has been updated to reflect the methodology change.

²\$180 million in general obligation bonds was issued for Parks Improvements as well as a new Public Safety Facility.

³ The number of walk-ins decreased significantly as a result of COVID-19 closures. It is anticipated that walk-ins will increase once the City ends its moratorium on utility shut offs.

⁴The methodology for this measure was modified and now evaluates the percent of all uncollected bills over 90 days; the prior methodology captured uncollected bills over 90 days as a percentage of total annual billing amounts. The historical actuals were updated to provide accurate comparison points. Amounts over 90 days are reserved in an allowance and are pending write-off.

⁵Due to the COVID-19 pandemic, the City has not shut off water service to neighbors unable to pay. This has resulted in an increase in the percent of uncollected utility bills.

Finance Department

Department Core Processes and Performance Measures, continued

Department Core Process	Performance Measures	Objective	FY 2019 Actual	FY 2020 Actual	FY 2021 Target	FY 2021 Projected	FY 2022 Target
Ensure purchases are made with efficiency, compliance, and due diligence	P-card volume as a percentage of all purchases	At or Above Target	26%	29%*	20% ⁶	25%	25%
	P-card purchase dollar amounts (includes E-payable payments)	At or Above Target	\$66,623,779	\$87,246,956*	\$60,000,000 ⁶	\$85,000,000	\$67,000,000
	Net P-card rebates	At or Above Target	\$922,374	\$1,138,198	\$750,000 ⁶	\$1,004,624	\$850,000
Ensure sound fiscal management	General fund cash and investments as a percentage of current liabilities ⁷	At or Above Target	296.4%	406.6%	430.0%	400.0%	400.0%
	Percent of 2020A (Parks) bond proceeds spent/committed	At or Above Target	**	7.5%	30.0%	30.0%	80.0%
	Percent of 2020B (Public Safety) bond proceeds spent/committed	At or Above Target	**	5.0%*	10.0%	10.0%	65.0%
	Bond rating evaluation by National Bond Rating Agency: General Obligation ⁸	Monitor	AA+	AAA	AAA	AAA	AAA
	Bond rating evaluation by National Bond Rating Agency: Revenue ⁸	At or Above Target	AA+	AA+	AA+	AA+	AA+

*Data correction

** This is a newly identified performance measure. Historical data is unavailable.

⁶Finance anticipates changes in the P-Card program will impact volume, purchase amounts and rebates; targets are recalibrations of the current environment.

⁷This measure is benchmarked by the Florida Auditor General. The FY 2019 reported average is 554.1% for municipalities with populations greater than 150,000.

⁸Standard & Poor's Bond Rating Agency

Finance General Fund



Finance Department - General Fund

Department Fund Financial Summary

Financial Summary - Funding Source

	FY 2020 Actuals	FY 2021 Adopted Budget	FY 2021 Estimate	FY 2022 Budget Recommended	FY 2021 Adopted Budget vs FY 2022 Budget Recommended	Percent Difference
General Fund - 001	\$ 6,248,411	7,094,865	6,971,100	7,328,486	233,621	3.3%
Total Funding	6,248,411	7,094,865	6,971,100	7,328,486	233,621	3.3%

Financial Summary - Program Expenditures

	FY 2020 Actuals	FY 2021 Adopted Budget	FY 2021 Estimate	FY 2022 Budget Recommended	FY 2021 Adopted Budget vs FY 2022 Budget Recommended	Percent Difference
Accounting and Financial Reporting	1,996,336	2,028,556	2,046,096	2,103,529	74,973	3.7%
Administration	1,611,049	1,975,101	1,949,567	1,988,219	13,118	0.7%
Procurement	1,357,246	1,668,851	1,509,515	1,726,019	57,168	3.4%
Treasury	1,283,780	1,422,357	1,465,922	1,510,719	88,362	6.2%
Total Expenditures	6,248,411	7,094,865	6,971,100	7,328,486	233,621	3.3%

Financial Summary - Category Expenditures

	FY 2020 Actuals	FY 2021 Adopted Budget	FY 2021 Estimate	FY 2022 Budget Recommended	FY 2021 Adopted Budget vs FY 2022 Budget Recommended	Percent Difference
Personal Services	5,072,969	5,605,944	5,491,653	5,794,016	188,072	3.4%
Operating Expenses	1,175,442	1,488,921	1,479,447	1,534,470	45,549	3.1%
Total Expenditures	\$ 6,248,411	7,094,865	6,971,100	7,328,486	233,621	3.3%
Full Time Equivalent (FTEs)	43	44	44	44	-	0.0%

FY 2022 Major Variances

Operating Expenses

\$ 57,184 - Increase for lien search services due to an increased demand and an incremental cost increase per search
 (15,000) - Decrease in contracted services with external advisors

Descriptions & Line Items by Division



Finance Department

Administration - General Fund

Division-Fund Budget by SubObject

Sub-Object - Name	FY 2020 Actuals	FY 2021 Adopted Budget	FY 2021 Amended Budget	FY 2021 Estimate	FY 2022 Department Requested	FY 2022 Budget Recommended	FY 2021 Adopted vs FY 2022 Budget Recommended	% Dif	Justification
1101 - Permanent Salaries	451,584	493,965	493,965	495,141	526,247	526,247	32,282	6.54%	
1110 - Sick Conv to Cash	1,964	-	-	-	-	-	-	0.00%	
1113 - Vac Mgmt Conv	6,075	-	-	-	-	-	-	0.00%	
1119 - Payroll Accrual	12,445	-	-	4,932	-	-	-	0.00%	
1201 - Longevity Pay	1,768	1,848	1,848	2,032	2,271	2,271	423	22.89%	
1401 - Car Allowances	9,360	9,360	9,360	9,360	9,360	9,360	-	0.00%	
1407 - Expense Allowances	2,880	2,880	2,880	2,640	2,880	2,880	-	0.00%	
1413 - Cellphone Allowance	3,570	3,600	3,600	3,120	3,120	3,120	(480)	(13.33%)	
1604 - Direct Labor Credits	(17,540)	-	-	-	-	-	-	0.00%	
1707 - Sick Termination Pay	33	-	-	-	-	-	-	0.00%	
1710 - Vacation Term Pay	248	-	-	-	-	-	-	0.00%	
2119 - Wellness Incentives	1,500	1,500	1,500	1,500	1,500	1,500	-	0.00%	
2204 - Pension - General Emp	34,661	14,104	14,104	14,104	15,255	15,255	1,151	8.16%	
2210 - Pension - FRS	-	48,159	48,159	14,266	20,056	20,056	(28,103)	(58.35%)	
2299 - Pension - Def Cont	36,031	22,808	22,808	28,177	24,392	24,392	1,584	6.94%	
2301 - Soc Sec/Medicare	32,166	33,169	33,169	39,305	34,746	34,746	1,577	4.75%	
2307 - Year End FICA Accr	715	-	-	377	-	-	-	0.00%	
2401 - Disability Insurance	1,074	1,387	1,387	253	865	865	(522)	(37.64%)	
2402 - Life Insurance	575	356	356	1,239	373	373	17	4.78%	
2404 - Health Insurance	46,619	51,389	51,389	49,637	56,818	56,818	5,429	10.56%	
2410 - Workers' Comp	5,640	5,443	5,443	5,448	5,443	5,443	-	0.00%	
9237 - Transfer Out to Special Obligation Bonds	308,264	489,571	489,571	401,184	489,571	489,571	-	0.00%	
9239 - Transfer Out to Special Obligation Bonds Refinance	-	-	-	88,387	-	-	-	0.00%	
Personal Services	939,632	1,179,539	1,179,539	1,161,102	1,192,897	1,192,897	13,358	1.13%	
3199 - Other Prof Serv	16,749	-	-	-	-	-	-	0.00%	
3216 - Costs/Fees/Permits	120	120	120	120	80	80	(40)	(33.33%)	Two Executive Parking Permits (\$40 x 2)
3231 - Food Services	87	100	100	25	100	100	-	0.00%	Snacks for Audit Advisory Board Meetings
3243 - Prizes & Awards	106	-	-	-	-	-	-	0.00%	
3401 - Computer Maint	-	-	-	(2,650)	-	-	-	0.00%	
3616 - Postage	-	-	-	-	200	200	200	100.00%	FedEx Overnight Postage
3628 - Telephone/Cable TV	1,212	900	900	900	1,300	1,300	400	44.44%	

Finance Department

Administration - General Fund

Division-Fund Budget by SubObject

Sub-Object - Name	FY 2020 Actuals	FY 2021 Adopted Budget	FY 2021 Amended Budget	FY 2021 Estimate	FY 2022 Department Requested	FY 2022 Budget Recommended	FY 2021 Adopted vs FY 2022 Budget Recommended	% Dif	Justification
3904 - Books & Manuals	-	800	800	800	-	-	(800)	(100.00%)	
3907 - Data Proc Supplies	226	-	-	-	-	-	-	0.00%	
3925 - Office Equip < \$5000	-	800	800	800	800	800	-	0.00%	Miscellaneous office equipment such as chairs, stand-up desks, and monitors
3931 - Periodicals & Mag	295	700	700	726	700	700	-	0.00%	Wall Street Journal and Sun Sentinel
3999 - Other Supplies	202	100	100	100	100	100	-	0.00%	
4113 - Memberships/ Dues	30	-	-	-	-	-	-	0.00%	
4119 - Training & Travel	2,770	10,400	10,400	6,000	10,400	10,400	-	0.00%	
4343 - Servchg-Info Sys	569,868	647,621	647,621	647,616	647,621	647,621	-	0.00%	
4355 - Servchg-Print Shop	60	-	-	-	-	-	-	0.00%	
4404 - Fidelity Bonds	5,652	5,437	5,437	5,436	5,437	5,437	-	0.00%	
4407 - Emp Proceedings	6,336	6,157	6,157	6,156	6,157	6,157	-	0.00%	
4410 - General Liability	19,680	66,114	66,114	66,120	66,114	66,114	-	0.00%	
4416 - Other Ins Charges	19,692	22,535	22,535	22,536	22,535	22,535	-	0.00%	
4428 - Prop/Fire Insurance	25,056	30,162	30,162	30,168	30,162	30,162	-	0.00%	
4431 - Pub Officials Liab	3,276	3,616	3,616	3,612	3,616	3,616	-	0.00%	
Operating Expenses	671,417	795,562	795,562	788,465	795,322	795,322	(240)	(0.03%)	
Administration - General Fund Total	1,611,049	1,975,101	1,975,101	1,949,567	1,988,219	1,988,219	13,118	0.66%	

Finance Department

Accounting and Financial Reporting - General Fund

Division-Fund Budget by SubObject

Sub-Object - Name	FY 2020 Actuals	FY 2021 Adopted Budget	FY 2021 Amended Budget	FY 2021 Estimate	FY 2022 Department Requested	FY 2022 Budget Recommended	FY 2021 Adopted vs FY 2022 Budget Recommended	% Dif	Justification
1101 - Permanent Salaries	1,228,142	1,339,325	1,339,325	1,383,198	1,385,373	1,385,373	46,048	3.44%	
1107 - Part Time Salaries	42,880	-	-	-	-	-	-	0.00%	
1110 - Sick Conv to Cash	8,985	-	-	-	-	-	-	0.00%	
1113 - Vac Mgmt Conv	18,606	-	-	9,367	-	-	-	0.00%	
1119 - Payroll Accrual	37,980	-	-	(37,980)	-	-	-	0.00%	
1199 - Other Reg Salaries	6,054	8,463	8,463	16,801	16,102	16,102	7,639	90.26%	
1201 - Longevity Pay	22,522	11,443	11,443	9,225	7,884	7,884	(3,559)	(31.10%)	
1316 - Upgrade Pay	41	-	-	-	-	-	-	0.00%	
1401 - Car Allowances	30,510	30,840	30,840	31,000	30,840	30,840	-	0.00%	
1407 - Expense Allowances	1,440	1,440	1,440	1,440	1,440	1,440	-	0.00%	
1413 - Cellphone Allowance	2,900	3,360	3,360	3,260	3,960	3,960	600	17.86%	
1501 - Overtime 1.5X Pay	404	-	-	4,000	-	-	-	0.00%	
1604 - Direct Labor Credits	-	-	-	(6,007)	-	-	-	0.00%	
1701 - Retirement Gifts	256	-	-	-	-	-	-	0.00%	
1707 - Sick Termination Pay	13,243	-	-	-	-	-	-	0.00%	
1710 - Vacation Term Pay	18,526	-	-	-	-	-	-	0.00%	
2119 - Wellness Incentives	4,500	4,500	4,500	4,500	4,500	4,500	-	0.00%	
2204 - Pension - General Emp	81,318	96,775	96,775	96,775	75,756	75,756	(21,019)	(21.72%)	
2210 - Pension - FRS	-	-	-	44,449	63,922	63,922	63,922	100.00%	
2299 - Pension - Def Cont	72,875	79,836	79,836	51,991	39,720	39,720	(40,116)	(50.25%)	
2301 - Soc Sec/Medicare	102,071	106,112	106,112	107,426	109,820	109,820	3,708	3.49%	
2307 - Year End FICA Accr	2,913	-	-	679	-	-	-	0.00%	
2401 - Disability Insurance	2,144	2,874	2,874	2,532	1,410	1,410	(1,464)	(50.94%)	
2402 - Life Insurance	914	965	965	1,395	985	985	20	2.07%	
2404 - Health Insurance	174,122	188,573	188,573	186,259	203,127	203,127	14,554	7.72%	
Personal Services	1,873,346	1,874,506	1,874,506	1,910,310	1,944,839	1,944,839	70,333	3.75%	
3101 - Acct & Auditing	89,119	86,900	86,900	86,900	86,300	86,300	(600)	(0.69%)	
3199 - Other Prof Serv	-	2,000	2,000	2,000	2,000	2,000	-	0.00%	Governmental Accounting Standards Board (GASB) Statement 68 report and actuarial reports for audit
3216 - Costs/Fees/Permits	1,259	1,320	1,320	1,320	1,010	1,010	(310)	(23.48%)	Award fees for Comprehensive Annual Financial Report (AFR) and Popular Annual Financial Report (PAFR)
3243 - Prizes & Awards	106	-	-	-	-	250	250	100.00%	Expenses for Neighbor Support Night

Finance Department

Accounting and Financial Reporting - General Fund

Division-Fund Budget by SubObject

Sub-Object - Name	FY 2020 Actuals	FY 2021 Adopted Budget	FY 2021 Amended Budget	FY 2021 Estimate	FY 2022 Department Requested	FY 2022 Budget Recommended	FY 2021 Adopted vs FY 2022 Budget Recommended	% Dif	Justification
3299 - Other Services	9,547	13,500	13,500	10,036	19,400	19,400	5,900	43.70%	Paperless Pay (electronic pay advices \$6,900 & W-2's \$3,000). 1099-R, W-2s forms & envelopes (\$600). Advance Solutions (Scanning for Laserfiche \$6,400), FRS expenses \$2,500
3304 - Office Equip Rent	3,004	2,730	2,730	2,730	2,730	2,730	-	0.00%	Toshiba
3616 - Postage	36	-	-	-	50	50	50	100.00%	FedEx funds to send the Comprehensive Annual Financial Report (AFR) to the Auditor General
3628 - Telephone/Cable TV	524	800	800	800	800	800	-	0.00%	
3904 - Books & Manuals	-	800	800	800	300	250	(550)	(68.75%)	Governmental Accounting, Auditing, and Financial Reporting ("GAAFR" or "Blue Book") from the GFOA
3907 - Data Proc Supplies	2,233	800	800	800	800	800	-	0.00%	AP & Payroll printers
3925 - Office Equip < \$5000	1,494	3,600	3,600	3,600	3,600	3,600	-	0.00%	Miscellaneous office equipment such as chairs, stand-up desks, and monitors
3928 - Office Supplies	9,403	13,500	13,500	13,500	13,770	13,500	-	0.00%	
3949 - Uniforms	-	200	200	200	200	200	-	0.00%	City Polo Shirts
3999 - Other Supplies	37	600	600	600	-	-	(600)	(100.00%)	
4119 - Training & Travel	3,189	24,800	24,800	10,000	24,800	24,800	-	0.00%	
4355 - Servchg-Print Shop	3,039	2,500	2,500	2,500	3,000	3,000	500	20.00%	Comprehensive Annual Financial Report (AFR) and Popular Annual Financial Report (PAFR) printing charges
Operating Expenses	122,990	154,050	154,050	135,786	158,760	158,690	4,640	3.01%	
Accounting and Financial Reporting - General Fund Total	1,996,336	2,028,556	2,028,556	2,046,096	2,103,599	2,103,529	74,973	3.70%	

Finance Department

Treasury - General Fund

Division-Fund Budget by SubObject

Sub-Object - Name	FY 2020 Actuals	FY 2021 Adopted Budget	FY 2021 Amended Budget	FY 2021 Estimate	FY 2022 Department Requested	FY 2022 Budget Recommended	FY 2021 Adopted vs FY 2022 Budget Recommended	% Dif	Justification
1101 - Permanent Salaries	618,373	650,292	650,292	623,637	681,281	681,281	30,989	4.77%	
1110 - Sick Conv to Cash	4,375	-	-	-	-	-	-	0.00%	
1113 - Vac Mgmt Conv	6,666	-	-	7,653	-	-	-	0.00%	
1119 - Payroll Accrual	19,714	-	-	(19,714)	-	-	-	0.00%	
1199 - Other Reg Salaries	5,532	5,615	5,615	2,289	5,699	5,699	84	1.50%	
1201 - Longevity Pay	11,565	12,085	12,085	12,898	7,802	7,802	(4,283)	(35.44%)	
1401 - Car Allowances	16,080	16,080	16,080	15,080	16,080	16,080	-	0.00%	
1407 - Expense Allowances	2,880	2,880	2,880	2,880	2,880	2,880	-	0.00%	
1413 - Cellphone Allowance	1,680	1,680	1,680	1,520	1,680	1,680	-	0.00%	
1501 - Overtime 1.5X Pay	-	-	-	180	-	-	-	0.00%	
1504 - Overtime 1X Pay	14	-	-	-	-	-	-	0.00%	
1707 - Sick Termination Pay	-	-	-	27,033	-	-	-	0.00%	
1710 - Vacation Term Pay	-	-	-	21,316	-	-	-	0.00%	
2107 - Moving Expense	-	-	-	1,918	-	-	-	0.00%	
2119 - Wellness Incentives	3,500	3,000	3,000	3,000	3,500	3,500	500	16.67%	
2204 - Pension - General Emp	94,521	112,251	112,251	112,251	120,641	120,641	8,390	7.47%	
2210 - Pension - FRS	-	-	-	3,924	-	-	-	0.00%	
2299 - Pension - Def Cont	10,919	11,311	11,311	11,508	11,956	11,956	645	5.70%	
2301 - Soc Sec/Medicare	48,749	52,680	52,680	55,034	54,729	54,729	2,049	3.89%	
2307 - Year End FICA Accr	1,538	-	-	203	-	-	-	0.00%	
2401 - Disability Insurance	321	407	407	628	425	425	18	4.42%	
2402 - Life Insurance	792	469	469	1,251	484	484	15	3.20%	
2404 - Health Insurance	84,780	88,348	88,348	86,537	96,914	96,914	8,566	9.70%	
Personal Services	931,999	957,098	957,098	971,026	1,004,071	1,004,071	46,973	4.91%	
3113 - Fin & Bank Serv	23,500	31,200	31,200	31,200	31,200	31,200	-	0.00%	Wells Custody, Other Post-Employment Benefits (OPEB), and deposit tickets
3114 - Bank Analysis Fees	88,538	100,195	100,195	100,195	100,000	100,000	(195)	(0.19%)	Wells Fargo commercial banking analysis fees
3115 - Lien Search Services	42,856	90,000	90,000	126,056	147,184	147,184	57,184	63.54%	Lien search services based on 9,432 at \$12 per search, plus processing fees
3116 - Invest Mgmt Serv	189,518	192,000	192,000	192,000	192,000	192,000	-	0.00%	Consultant fees for managing investment portfolio

Finance Department

Treasury - General Fund

Division-Fund Budget by SubObject

Sub-Object - Name	FY 2020 Actuals	FY 2021 Adopted Budget	FY 2021 Amended Budget	FY 2021 Estimate	FY 2022 Department Requested	FY 2022 Budget Recommended	FY 2021 Adopted vs FY 2022 Budget Recommended	% Dif	Justification
3199 - Other Prof Serv	23,000	27,500	27,500	27,500	12,500	12,500	(15,000)	(54.55%)	Contract with the City's financial advisors: Public Financial Management, Inc
3216 - Costs/Fees/Permits	95	-	-	-	-	-	-	0.00%	
3616 - Postage	1,016	1,164	1,164	1,164	1,164	1,164	-	0.00%	Accounts Receivable invoices
3628 - Telephone/Cable TV	762	600	600	600	800	800	200	33.33%	
3904 - Books & Manuals	249	800	800	800	800	-	(800)	(100.00%)	
3925 - Office Equip < \$5000	-	1,600	1,600	1,600	1,600	1,600	-	0.00%	Miscellaneous office equipment such as chairs, stand-up desks, and monitors
3928 - Office Supplies	1,199	3,500	3,500	3,500	3,570	3,500	-	0.00%	Color toner
3999 - Other Supplies	72	-	-	-	-	-	-	0.00%	
4113 - Memberships/Dues	50	-	-	-	-	-	-	0.00%	
4119 - Training & Travel	1,854	16,600	16,600	10,181	16,600	16,600	-	0.00%	
4355 - Servchg-Print Shop	290	100	100	100	100	100	-	0.00%	
5604 - Writeoff A/R & Other	(21,218)	-	-	-	-	-	-	0.00%	
Operating Expenses	351,781	465,259	465,259	494,896	507,518	506,648	41,389	8.90%	
Treasury - General Fund Total	1,283,780	1,422,357	1,422,357	1,465,922	1,511,589	1,510,719	88,362	6.21%	

Finance Department

Procurement - General Fund

Division-Fund Budget by SubObject

Sub-Object - Name	FY 2020 Actuals	FY 2021 Adopted Budget	FY 2021 Amended Budget	FY 2021 Estimate	FY 2022 Department Requested	FY 2022 Budget Recommended	FY 2021 Adopted vs FY 2022 Budget Recommended	% Dif	Justification
1101 - Permanent Salaries	927,969	1,132,938	1,132,938	1,042,902	1,159,074	1,159,074	26,136	2.31%	
1113 - Vac Mgmt Conv	6,938	-	-	6,300	-	-	-	0.00%	
1119 - Payroll Accrual	27,677	-	-	10,932	-	-	-	0.00%	
1199 - Other Reg Salaries	6,844	8,730	8,730	5,760	4,509	4,509	(4,221)	(48.35%)	
1201 - Longevity Pay	9,600	10,032	10,032	9,463	7,484	7,484	(2,548)	(25.40%)	
1401 - Car Allowances	14,760	14,760	14,760	14,760	15,760	15,760	1,000	6.78%	
1407 - Expense Allowances	7,960	11,040	11,040	8,040	11,520	11,520	480	4.35%	
1413 - Cellphone Allowance	3,120	3,120	3,120	5,020	3,280	3,280	160	5.13%	
1501 - Overtime 1.5X Pay	787	-	-	100	-	-	-	0.00%	
1604 - Direct Labor Credits	-	-	-	(658)	-	-	-	0.00%	
1701 - Retirement Gifts	-	100	100	230	100	100	-	0.00%	Planned retirement
1707 - Sick Termination Pay	2,435	-	-	138	-	-	-	0.00%	
1710 - Vacation Term Pay	8,938	-	-	4,081	-	-	-	0.00%	
1799 - Other Term Pay	-	9,600	9,600	-	31,200	31,200	21,600	225.00%	
2104 - Mileage Reimburse	-	-	-	150	-	-	-	0.00%	
2119 - Wellness Incentives	3,500	5,000	5,000	5,000	3,500	3,500	(1,500)	(30.00%)	
2204 - Pension - General Emp	55,194	65,186	65,186	65,186	38,018	38,018	(27,168)	(41.68%)	
2210 - Pension - FRS	-	-	-	48,970	94,008	94,008	94,008	100.00%	
2299 - Pension - Def Cont	48,218	74,654	74,654	18,607	9,396	9,396	(65,258)	(87.41%)	
2301 - Soc Sec/Medicare	72,558	90,318	90,318	82,009	91,704	91,704	1,386	1.53%	
2307 - Year End FICA Accr	2,151	-	-	836	-	-	-	0.00%	
2401 - Disability Insurance	1,401	2,685	2,685	2,389	623	623	(2,062)	(76.80%)	
2402 - Life Insurance	1,543	815	815	2,071	822	822	7	0.86%	
2404 - Health Insurance	126,399	165,823	165,823	116,929	181,211	181,211	15,388	9.28%	
Personal Services	1,327,992	1,594,801	1,594,801	1,449,215	1,652,209	1,652,209	57,408	3.60%	
3199 - Other Prof Serv	4,790	-	-	-	-	-	-	0.00%	
3201 - Ad/Marketing	-	-	-	600	-	-	-	0.00%	
3216 - Costs/Fees/Permits	40	600	600	600	600	760	160	26.67%	Application for the Achievement of Excellence in Procurement (AEP)
3231 - Food Services	-	600	600	150	400	400	(200)	(33.33%)	Food provided at the National Institute of Government Procurement (NIGP) meeting, hosted by the City

Finance Department

Procurement - General Fund

Division-Fund Budget by SubObject

Sub-Object - Name	FY 2020 Actuals	FY 2021 Adopted Budget	FY 2021 Amended Budget	FY 2021 Estimate	FY 2022 Department Requested	FY 2022 Budget Recommended	FY 2021 Adopted vs FY 2022 Budget Recommended	% Dif	Justification
3299 - Other Services	15,000	30,000	30,000	30,000	30,000	30,000	-	0.00%	Bid Sync procurement software
3304 - Office Equip Rent	1,480	1,800	1,800	1,800	1,800	1,800	-	0.00%	Toshiba
3616 - Postage	7	-	-	-	-	-	-	0.00%	
3628 - Telephone/Cable TV	1,655	1,900	1,900	1,900	1,900	1,900	-	0.00%	
3907 - Data Proc Supplies	202	-	-	-	100	-	-	0.00%	
3925 - Office Equip < \$5000	138	5,600	5,600	5,600	1,000	2,800	(2,800)	(50.00%)	Miscellaneous office equipment such as chairs, stand-up desks, and monitors
3928 - Office Supplies	666	4,250	4,250	4,250	4,335	4,250	-	0.00%	
3999 - Other Supplies	241	500	500	500	500	500	-	0.00%	Miscellaneous other supplies
4113 - Memberships/ Dues	265	-	-	-	-	-	-	0.00%	
4119 - Training & Travel	4,285	27,800	27,800	13,900	30,400	30,400	2,600	9.35%	
4355 - Servchg-Print Shop	485	1,000	1,000	1,000	1,000	1,000	-	0.00%	
Operating Expenses	29,254	74,050	74,050	60,300	72,035	73,810	(240)	(0.32%)	
Procurement - General Fund Total	1,357,246	1,668,851	1,668,851	1,509,515	1,724,244	1,726,019	57,168	3.43%	

Finance Water and Sewer Fund



Finance Department - Water and Sewer

Department Fund Financial Summary

Financial Summary - Funding Source

	FY 2020 Actuals	FY 2021 Adopted Budget	FY 2021 Estimate	FY 2022 Budget Recommended	FY 2021 Adopted Budget vs FY 2022 Budget Recommended	Percent Difference
Water and Sewer - 450	\$ 3,041,656	3,560,335	3,401,754	3,411,875	(148,460)	(4.2%)
Total Funding	3,041,656	3,560,335	3,401,754	3,411,875	(148,460)	(4.2%)

Financial Summary - Program Expenditures

	FY 2020 Actuals	FY 2021 Adopted Budget	FY 2021 Estimate	FY 2022 Budget Recommended	FY 2021 Adopted Budget vs FY 2022 Budget Recommended	Percent Difference
Utility Billing and Collections	3,041,656	3,560,335	3,401,754	3,411,875	(148,460)	(4.2%)
Total Expenditures	3,041,656	3,560,335	3,401,754	3,411,875	(148,460)	(4.2%)

Financial Summary - Category Expenditures

	FY 2020 Actuals	FY 2021 Adopted Budget	FY 2021 Estimate	FY 2022 Budget Recommended	FY 2021 Adopted Budget vs FY 2022 Budget Recommended	Percent Difference
Personal Services	1,681,729	1,909,578	1,755,770	1,903,182	(6,396)	(0.3%)
Operating Expenses	1,359,927	1,650,757	1,499,784	1,508,693	(142,064)	(8.6%)
Capital Outlay	-	-	146,200	-	-	0.0%
Total Expenditures	\$ 3,041,656	3,560,335	3,401,754	3,411,875	(148,460)	(4.2%)
Full Time Equivalents (FTEs)	26	26	26	26	-	0.0%

FY 2022 Major Variances

Operating Expenses

- \$ (145,821) - Decrease in equipment repair and maintenance due to one-time billing software upgrade
- 22,447 - Increase for database management system maintenance
- (21,000) - Decrease in postage expenses

Descriptions & Line Items by Division



Finance Department

Utility Billing and Collections - Water and Sewer

Division-Fund Budget by SubObject

Sub-Object - Name	FY 2020 Actuals	FY 2021 Adopted Budget	FY 2021 Amended Budget	FY 2021 Estimate	FY 2022 Department Requested	FY 2022 Budget Recommended	FY 2021 Adopted vs FY 2022 Budget Recommended	% Dif	Justification
1101 - Permanent Salaries	1,039,959	1,234,728	1,234,728	1,108,660	1,246,006	1,246,006	11,278	0.91%	
1113 - Vac Mgmt Conv	2,617	-	-	2,777	-	-	-	0.00%	
1119 - Payroll Accrual	33,185	-	-	11,267	-	-	-	0.00%	
1201 - Longevity Pay	16,495	8,903	8,903	3,834	3,984	3,984	(4,919)	(55.25%)	
1401 - Car Allowances	8,760	8,760	8,760	8,760	8,760	8,760	-	0.00%	
1413 - Cellphone Allowance	600	600	600	1,400	600	600	-	0.00%	
1501 - Overtime 1.5X Pay	1,624	11,980	11,980	11,980	12,520	12,520	540	4.51%	
1504 - Overtime 1X Pay	95	-	-	-	-	-	-	0.00%	
1604 - Direct Labor Credits	(11,811)	-	-	(2,193)	-	-	-	0.00%	
1701 - Retirement Gifts	659	100	100	400	-	-	(100)	(100.00%)	
1707 - Sick Termination Pay	4,575	-	-	-	-	-	-	0.00%	
1710 - Vacation Term Pay	10,154	-	-	-	-	-	-	0.00%	
1799 - Other Term Pay	-	8,775	8,775	8,775	-	-	(8,775)	(100.00%)	
2119 - Wellness Incentives	5,000	5,000	5,000	5,000	5,000	5,000	-	0.00%	
2204 - Pension - General Emp	79,490	56,559	56,559	56,559	35,244	35,244	(21,315)	(37.69%)	
2210 - Pension - FRS	-	-	-	41,710	64,351	64,351	64,351	100.00%	
2299 - Pension - Def Cont	78,017	87,338	87,338	45,628	43,391	43,391	(43,947)	(50.32%)	
2301 - Soc Sec/Medicare	79,346	95,851	95,851	93,595	96,343	96,343	492	0.51%	
2304 - Supplemental FICA	-	920	920	920	960	960	40	4.35%	
2307 - Year End FICA Accr	2,450	-	-	862	-	-	-	0.00%	
2401 - Disability Insurance	2,274	3,142	3,142	2,318	1,539	1,539	(1,603)	(51.02%)	
2402 - Life Insurance	103	890	890	147	886	886	(4)	(0.45%)	
2404 - Health Insurance	238,053	273,510	273,510	240,847	271,076	271,076	(2,434)	(0.89%)	
2405 - Post Employment Health Obligation	-	19,200	19,200	19,200	19,200	19,200	-	0.00%	
2410 - Workers' Comp	1,932	1,787	1,787	1,788	1,787	1,787	-	0.00%	
9237 - Transfer Out to Special Obligation Bonds	88,152	91,535	91,535	75,012	91,535	91,535	-	0.00%	
9239 - Transfer Out to Special Obligation Bonds Refinance	-	-	-	16,524	-	-	-	0.00%	
Personal Services	1,681,729	1,909,578	1,909,578	1,755,770	1,903,182	1,903,182	(6,396)	(0.33%)	
3107 - Data Proc Serv	206,234	204,905	204,905	204,905	220,290	220,290	15,385	7.51%	Invoice Cloud, Cayenta modifications, and the USPS NCOA Mailers plus NCOA software renewal.
3113 - Fin & Bank Serv	45,714	55,000	55,000	55,000	55,000	55,000	-	0.00%	Bill2Pay lockbox Services

Finance Department

Utility Billing and Collections - Water and Sewer

Division-Fund Budget by SubObject

Sub-Object - Name	FY 2020 Actuals	FY 2021 Adopted Budget	FY 2021 Amended Budget	FY 2021 Estimate	FY 2022 Department Requested	FY 2022 Budget Recommended	FY 2021 Adopted vs FY 2022 Budget Recommended	% Dif	Justification
3199 - Other Prof Serv	447	-	-	-	-	-	-	0.00%	
3216 - Costs/Fees/Permits	5,312	13,000	13,000	13,000	13,000	10,000	(3,000)	(23.08%)	Lien release fees as well as the Post Office Box in Tampa.
3243 - Prizes & Awards	100	-	-	-	-	-	-	0.00%	
3249 - Security Services	11,250	10,000	10,000	10,050	10,500	10,500	500	5.00%	Gloval armored car service and annual security monitoring contracts
3299 - Other Services	1,621	15,275	15,275	15,275	7,500	7,500	(7,775)	(50.90%)	Collection agency fees
3304 - Office Equip Rent	1,427	1,965	1,965	1,440	1,965	1,965	-	0.00%	Toshiba
3316 - Building Leases	48,000	48,000	48,000	48,000	48,000	48,000	-	0.00%	
3401 - Computer Maint	192,191	167,503	167,503	167,503	177,393	189,950	22,447	13.40%	Annual maintenance contract for various software systems (Cayenta, NemoQue, Laserfiche, Oracle, etc). One-time payment transitioning Oracle from a quarterly to an annual expense.
3407 - Equip Rep & Maint	1,036	147,021	821	821	1,200	1,200	(145,821)	(99.18%)	Maintenance agreements for money counters
3616 - Postage	176,079	211,800	211,800	211,800	190,800	190,800	(21,000)	(9.92%)	Postage costs declining due to increase in e-billing
3628 - Telephone/Cable TV	720	800	800	800	800	800	-	0.00%	
3907 - Data Proc Supplies	3,518	500	500	500	500	500	-	0.00%	
3925 - Office Equip < \$5000	4,847	6,000	6,000	6,000	3,000	5,200	(800)	(13.33%)	Miscellaneous office equipment such as chairs, stand-up desks, and monitors
3928 - Office Supplies	18,550	34,800	34,800	34,800	30,600	30,600	(4,200)	(12.07%)	
3999 - Other Supplies	714	-	-	1,292	-	-	-	0.00%	
4119 - Training & Travel	517	5,600	5,600	-	5,600	5,600	-	0.00%	
4213 - Retiree Health Bene	14,800	-	-	-	-	-	-	0.00%	
4304 - Indirect Admin Serv	421,212	428,998	428,998	428,998	428,998	428,998	-	0.00%	
4343 - Servchg-Info Sys	144,096	212,022	212,022	212,028	212,022	212,022	-	0.00%	
4355 - Servchg-Print Shop	36,702	35,000	35,000	35,000	37,200	37,200	2,200	6.29%	Printing, folding, inserting bills and marketing materials
4404 - Fidelity Bonds	-	112	112	108	112	112	-	0.00%	
4407 - Emp Proceedings	3,504	3,405	3,405	3,408	3,405	3,405	-	0.00%	
4410 - General Liability	10,896	36,574	36,574	36,576	36,574	36,574	-	0.00%	
4416 - Other Ins Charges	10,092	12,258	12,258	12,264	12,258	12,258	-	0.00%	
4431 - Pub Officials Liab	348	219	219	216	219	219	-	0.00%	
Operating Expenses	1,359,927	1,650,757	1,504,557	1,499,784	1,496,936	1,508,693	(142,064)	(8.61%)	
6405 - Computer Software	-	-	146,200	146,200	-	-	-	0.00%	

Finance Department

Utility Billing and Collections - Water and Sewer

Division-Fund Budget by SubObject

Sub-Object - Name	FY 2020 Actuals	FY 2021 Adopted Budget	FY 2021 Amended Budget	FY 2021 Estimate	FY 2022 Department Requested	FY 2022 Budget Recommended	FY 2021 Adopted vs FY 2022 Budget Recommended	% Dif	Justification
Capital Outlay	-	-	146,200	146,200	-	-	-	0.00%	
Utility Billing and Collections - Water and Sewer Total	3,041,656	3,560,335	3,560,335	3,401,754	3,400,118	3,411,875	(148,460)	(4.17%)	

~ Notes ~



DRAFT

CITY OF FORT LAUDERDALE FY 2022 DEPARTMENT REQUEST

Human Resources Department



Human Resources Department

Department Description

The Human Resources Department partners with City departments to hire, train, promote and retain a qualified and diverse professional workforce for the delivery of excellent services. The department is committed to a fair and inclusive recruitment process; provides learning and development opportunities; and administers competitive employment benefits for City staff. Human Resources represents the City in collective bargaining discussions, union grievance hearings and promotes conflict resolution. The department also protects the City's physical and financial assets against loss by maintaining effective insurance programs and minimizing the City's exposure to risk.

Human Resources Department

FY 2022 Projected Organizational Chart

Total FTEs - 41

TALENT MANAGEMENT - 25

Assistant City Manager	1
Deputy Director - Human Resources	1
Business Operations Manager	1
Administrative Supervisor	1
Executive Assistant to the City Manager	1
Financial Administrator	1
Human Resources Analyst	4
Human Resources Assistant	3
Human Resources Manager - Org Development and Learning	1
Human Resources Manager - Recruitment	1
Human Resources Specialist	2
Human Resources Technician	2
Learning and Development Specialist	1
Receptionist	1
Security Guard	3
Senior Human Resources Analyst	1

EMPLOYEE RELATIONS - 2

Employee Relations Manager	1
Assistant Employee Relations Manager	1

RISK MANAGEMENT - 14

Risk Manager	1
Assistant Risk Manager	1
Benefits Specialist	2
Claims Adjuster	1
Claims Analyst	1
Human Resources Assistant	2
Human Resources Manager - Benefits	1
Occupational Safety and Training Coordinator	1
Senior Accounting Clerk	1
Senior Claims Adjuster	2
Training Specialist	1

FY 2021 Adopted	FY 2022 Projected	Difference
41	41	0

Human Resources Department

Talent Management

Division Description

The Talent Management Division provides professional and responsive human resource services, including the recruiting, hiring, onboarding, classification, compensation, organizational culture, orientation, and training of a diverse workforce. Outreach extends to the leaders of tomorrow through career expos and mentoring programs, such as Kids and the Power of Work (KAPOW) and the annual Summer Youth Employment Program (SYEP). Talent Management fosters organizational excellence by providing employees with personal growth and professional development opportunities.

FY 2021 Major Accomplishments

- Launched an online virtual resource to increase the number of employees receiving discrimination and harassment training (compliance training) to 100%.
- Introduced micro-learning (short duration) to accommodate learning within rigid work schedules. Incorporated gamification to improve engagement with learners.
- Researched learner analytics and Artificial Intelligence (AI) to make data-driven decisions regarding resources that are personalized to individual learner's goals, and more specifically targeted to address identified performance gaps.
- Adopted targeted minimums for learning and development engagement:
 - An average of 23 hours of learning and development per employee
- Implemented live and on-demand learning resources with launch of virtual library with Open Sesame.
- Completed preparations to launch the Human Resources (HR) Customer Satisfaction Survey to improve service delivery to internal customers.
- Researched and adopted standardized interviewing methodology for use by hiring managers and staff serving on interview panels.
- Initiated a phased return to in-person training in alignment with the Center for Disease Control's (CDC) guidelines and City protocols.
- Continued the departmental review of all Job Descriptions to finalize updates to functions, requirements, and competencies on all 400+ City job descriptions for accuracy.
- Proposed an online performance evaluation system to streamline the process, increase on-time ratings, and tailor performance evaluations to actual position competencies.
- Identified a framework with departments for developing a Citywide succession plan.
- Implemented second chance hiring protocols when appropriate as determined by candidate background in relation to position and risk. This will broaden the qualified applicant pool and provide employment opportunities that may positively impact the local job market.

Human Resources Department

Talent Management, continued

- Researched and initiated an Apprenticeship Training program to offer employment opportunities to non-traditional candidates, establish a hiring pipeline of local skilled workers, and positively impact operations where resources are strained, especially in work areas where there are experienced employees who can offer support with on-the-job training.
- Initiated and developed Exit and Stay interviews to determine reasons that people may leave or choose to stay with the City.
- Developed a standardized hiring requisition process Citywide via NeoGov.
- Successfully returned Family and Medical Leave Act (FMLA) administration internally.
- Completed Phase One of the implementation of Laserfiche Document Management System (Personnel Records Digitalization Project) which included integrating (reviewing, scanning, archiving and eliminating) all manual personnel records into Laserfiche.

FY 2022 Major Projects and Initiatives

- Develop and implement Ethics Workshop.
- Expand virtual learning footprint by 25%.
- Develop dashboard to track individual employee training and share department/ team data with the organization.
- Implement virtual learning opportunities tied to the specific job families and employee performance appraisals.
- Explore and implement findings from the HR Customer Satisfaction Survey with the HR leadership team and staff.
- Provide training and support to hiring managers throughout the organization to implement a standardized interviewing methodology.
- Implement apprenticeship program and monitor impact.
- Adopt and rollout finalized job descriptions to departments and bargaining units.
- Initiate review and standardization of background and medical policies and procedures based on positions.
- Rollout of new online performance evaluation system to streamline the process, increase on-time ratings, and tailor performance evaluations to actual position competencies.
- Implement process for departmental and Citywide succession plan.
- Implement Exit and Stay interviews.
- Implement and rollout standardized hiring requisition process Citywide via NeoGov.

Human Resources Department

Talent Management, continued

- Conduct a Citywide career opportunity fair to make the public aware of the opportunities that exist within the City as well as the different functions of City.
- Maintain timely responses to employee FMLA requests.
- Initiate Phase Two of the Laserfiche Document Management System (Personnel Records Digitalization Project) to include consolidating manual personnel records from departments into Laserfiche to eliminate duplications. This phase will include reviewing, scanning, archiving, and eliminating duplicate personnel records.

Human Resources Department

Employee Relations

Division Description

The Employee Relations Division oversees and manages employee relations issues, union contracts and policy compliance, conflict resolution, and internal investigations. Employee Relations facilitates and actively participates in labor management, which includes collective bargaining with four (4) labor organizations representing the City's workforce and administering six (6) collective bargaining agreements. Employee Relations consults with and trains managers and supervisors in best employee relations practices and strategies for managing conflicts and employee grievances; ensures organizational compliance with labor and employment laws, City policies and procedures; analyzes operational and emerging employer issues and makes recommendations; and assists management in policy and organizational development.

FY 2021 Major Accomplishments

- Completed the bargaining process, ratifying agreements with the Fort Lauderdale Professional Firefighters, Inc. International Association of Firefighters (IAFF Local 765).
- Completed the bargaining process, ratifying agreements with the Fraternal Order of Police (FOP) Lodge 31.
- Established and administered a consistent and proportionate discipline policy to minimize the number of preventable accidents.
- Revised Personnel Rules applicable to management and confidential employees.
- Revised Policy Standard Manual (PSM) to update City policies related to employee relations and welfare.
- Coordinated the Civil Service Board for hearings and rule revisions.
- Conducted an election to replace the employee representative on the Civil Service Board.
- Completed approximately 100 investigations which had the effect of clarifying job expectations, correcting and improving job performance, and preventing re-occurrences of behavior inconsistent with City policy.
- Decreased the number of union grievances going to arbitration.

FY 2022 Major Projects and Initiatives

- Prepare, open, and participate in the bargaining process with Teamsters, Federation and Police.
- Complete revisions to Personnel Rules applicable to management and confidential employees.
- Establish training program for subject matter experts to participate in the Teamsters promotional process.
- Revise performance evaluation system and update the Employee Performance Rating System Supervisor's Handbook.

Human Resources Department

Risk Management

Division Description

The Risk Management Division manages programs in the areas of employee safety, loss prevention, property and casualty exposures, and employee benefits. Risk Management protects the City's physical and financial assets against loss by maintaining effective insurance and self-insurance programs, minimizing the City's exposure to risk, providing for appropriate reserve levels, funding incurred liabilities, and providing for the proper cost allocation of incurred losses. Risk Management conducts safety and regulatory trainings for employees. Risk Management provides internal investigative services on claims arising out of automobile, general, police professional, and employment practices liability exposures. Risk Management supervises workers' compensation and related legal expenditures handled by a third-party administrator. Risk Management is responsible for managing employee benefits including medical, dental, life insurance, and other associated coverages. Risk Management supervises an employee Health and Wellness Center operated by an outside vendor, and health expenditures handled by a third-party administrator.

FY 2021 Major Accomplishments

- Implemented a self-service online benefits enrollment system to provide an efficient, streamlined, educational enrollment process for employees, which also integrates with City business operations in each affiliated department and with City benefit vendors.
- Updated the Risk Management Manual and enhanced the safety and training program to mitigate accident risks and employee safety.
- Prioritized insurance coverage requirements for planned revisions to address outdated language and insufficient limits within City Ordinances.
- Prioritized Policies and Standards Manual (PSM) updates for planned revisions to address outdated language and updated procedures.
- Planned upgrade to City's risk management information system database to improve tracking and management of claims and litigation.

FY 2022 Major Projects and Initiatives

- Complete request for proposal (RFP) for City's benefits consultant and brokerage services and secure vendor for three-year contract.
- Complete request for proposal (RFP) for City's health plan actuarial services and secure vendor for three-year contract.
- Complete request for proposal (RFP) for City's flexible spending account (FSA) and Continuation of Health Coverage (COBRA) administrative services and secure vendor for three-year contract.


Human Resources Department

Risk Management, continued

- Complete request for proposal (RFP) for City's property and casualty (P&C) consultant and brokerage services and secure vendor for three-year contract.
- Complete request for proposal (RFP) for City's workers' compensation claims administrative services and secure vendor for three-year contract.

Human Resources Department

Department Core Processes and Performance Measures

	<p>STRATEGIC GOALS</p> <p>Goal 7: Build a values-based organization dedicated to developing and retaining qualified employees</p> <p>Goal 8: Build a leading government organization that manages all resources wisely and sustainably</p>
---	---

Department Core Process	Performance Measures	Objective	FY 2019 Actual	FY 2020 Actual	FY 2021 Target	FY 2021 Projection	FY 2022 Target
Hire and retain employees	Citywide vacancy rate	At or Below Target	4.7%	5.1%	5.5%	6.0%	6.0%
	Average number of working days to complete an external recruitment	At or Below Target	118.78	185.00 ¹	90.00 ¹	90.00	90.00
	Citywide employee turnover rate	At or Below Target	7.8%	7.2%	5.0%	5.0%	5.0%
	Number of employees who did not successfully complete initial probationary period	At Target	14	11	0	1	0
Train employees	Citywide percent of employees receiving compliance training (Discrimination, Sexual Harassment, Violence in the Work Place, and Bullying)	At Target	51.9%	78.2%	100.0%	100.0%	100.0%
	Average number of training hours per employee	At or Above Target	34.2	18.8	23.0	23.0	23.0

¹ Due to the pandemic, recruitment and hiring to fill vacancies, (even those already in progress) has slowed significantly, resulting in an increase of working days to complete an active recruitment. The target has been revised to reflect a more realistic goal for FY 2021 and FY 2022.

Human Resources Department

Department Core Processes and Performance Measures

Department Core Process	Performance Measures	Objective	FY 2019 Actual	FY 2020 Actual	FY 2021 Target	FY 2021 Projection	FY 2022 Target
Ensure employees comply with policies and procedures	Percent of employees complying with policies and procedures	At or Above Target	***	97%	90%	95%	97%
Manage employees' concerns	Percent of employee conflict resolved prior to grievances	At or Above Target	***	100%	90%	100%	100%
Manage employees' health benefits	Changes in revenues and expenditures for the Health Fund, annually ²	Monitor	R: 6.5% E: 6.3%	R: 4.9% E: -7.6%	R: 9.0% E: 9.0%	R: 5.0% E: 6.0%	R: 9.0% E: 9.0%
	Utilization rate of the employee health and wellness center ³	At or Above Target	71.8%	64.4%	68.1% ⁴	70.0%	Increase ⁵
		Monitor	AA ⁶ : 10,481 AF ⁶ : 7,530	AA: 10,357 AF: 6,668	---	AA: 13,232 AF: 9,262	---
Manage City's liability	Citywide number of new on the job injuries (Workers' Compensation Claims filed)	At or Below Target	332	277	305 ⁴	290	Decrease ⁵
	Percent of employee driver caused crashes	At or Below Target	47.1%	46.3%	46.7% ⁴	50%	Decrease ⁵

***New measure, historical information not available

²"R" represents revenues and "E" represents expenditures

³ Utilization rate is based on the number of appointments filled (FYTD) out of the number of appointments available (FYTD)

⁴ Targets are based on previous Two-Year Rolling Averages

⁵ Change of methodology for establishing the target

⁶ AA=Available Appointments, AF=Appointments Filled

Human Resources Department General Fund



Human Resources Department - General Fund

Department Fund Financial Summary

Financial Summary - Funding Source

	FY 2020 Actuals	FY 2021 Adopted Budget	FY 2021 Estimate	FY 2022 Budget Recommended	FY 2021 Adopted Budget vs FY 2022 Budget Recommended	Percent Difference
General Fund - 001	\$ 3,722,478	4,165,638	3,935,580	4,411,659	246,021	5.9%
Total Funding	3,722,478	4,165,638	3,935,580	4,411,659	246,021	5.9%

Financial Summary - Program Expenditures

	FY 2020 Actuals	FY 2021 Adopted Budget	FY 2021 Estimate	FY 2022 Budget Recommended	FY 2021 Adopted Budget vs FY 2022 Budget Recommended	Percent Difference
Employee Relations	338,448	330,612	318,865	345,556	14,944	4.5%
Talent Management	3,384,030	3,835,026	3,616,715	4,066,103	231,077	6.0%
Total Expenditures	3,722,478	4,165,638	3,935,580	4,411,659	246,021	5.9%

Financial Summary - Category Expenditures

	FY 2020 Actuals	FY 2021 Adopted Budget	FY 2021 Estimate	FY 2022 Budget Recommended	FY 2021 Adopted Budget vs FY 2022 Budget Recommended	Percent Difference
Personal Services	2,921,008	3,066,451	2,859,257	3,316,438	249,987	8.2%
Operating Expenses	801,470	1,099,187	1,076,323	1,095,221	(3,966)	(0.4%)
Total Expenditures	\$ 3,722,478	4,165,638	3,935,580	4,411,659	246,021	5.9%
Full Time Equivalents (FTEs)	27	27	27	27	-	0.0%

FY 2022 Major Variances

Personal Services

\$ 169,196 - Increase in salaries due to mid-year promotions and contractual wage adjustments

Operating Expenses

(24,029) - Decrease in various operating expenses based on historical trends

Descriptions & Line Items by Division



Human Resources Department
Talent Management - General Fund

Division-Fund Budget by SubObject

Sub-Object - Name	FY 2020 Actuals	FY 2021 Adopted Budget	FY 2021 Amended Budget	FY 2021 Estimate	FY 2022 Department Requested	FY 2022 Budget Recommended	FY 2021 Adopted vs FY 2022 Budget Recommended	% Dif	Justification
1101 - Permanent Salaries	1,710,014	1,863,604	1,863,604	1,838,654	2,021,210	2,021,210	157,606	8.46%	
1107 - Part Time Salaries	54,836	50,070	50,070	36,261	52,320	52,320	2,250	4.49%	
1110 - Sick Conv to Cash	2,112	-	-	3,775	-	-	-	0.00%	
1113 - Vac Mgmt Conv	8,033	-	-	3,751	-	-	-	0.00%	
1119 - Payroll Accrual	52,961	-	-	(52,961)	-	-	-	0.00%	
1199 - Other Reg Salaries	1,364	1,385	1,385	3,878	7,991	7,991	6,606	476.97%	
1201 - Longevity Pay	24,580	17,181	17,181	19,399	15,232	15,232	(1,949)	(11.34%)	
1310 - Shift Differential	780	780	780	807	780	780	-	0.00%	
1313 - Standby Pay	-	2,000	2,000	-	2,000	2,000	-	0.00%	
1401 - Car Allowances	32,490	30,600	30,600	33,600	34,200	34,200	3,600	11.76%	
1407 - Expense Allowances	10,320	11,520	11,520	9,600	10,080	10,080	(1,440)	(12.50%)	
1413 - Cellphone Allowance	3,580	4,200	4,200	2,840	3,000	3,000	(1,200)	(28.57%)	
1501 - Overtime 1.5X Pay	7,780	25,540	25,540	3,772	26,690	26,690	1,150	4.50%	
1504 - Overtime 1X Pay	29	-	-	-	-	-	-	0.00%	
1604 - Direct Labor Credits	(3,374)	-	-	(3,715)	-	-	-	0.00%	
1701 - Retirement Gifts	250	-	-	-	-	-	-	0.00%	
1707 - Sick Termination Pay	13,863	-	-	-	-	-	-	0.00%	
1710 - Vacation Term Pay	29,556	-	-	-	-	-	-	0.00%	
1713 - Vacation Long Term Pay	4,659	-	-	(4,659)	-	-	-	0.00%	
1799 - Other Term Pay	-	-	-	-	18,230	18,230	18,230	100.00%	
2104 - Mileage Reimburse	8	100	100	100	100	100	-	0.00%	
2119 - Wellness Incentives	5,500	5,000	5,000	-	5,500	5,500	500	10.00%	
2204 - Pension - General Emp	60,795	46,238	46,238	46,238	68,327	68,327	22,089	47.77%	
2210 - Pension - FRS	-	57,326	57,326	18,515	54,733	54,733	(2,593)	(4.52%)	
2290 - Pension - Other	-	-	-	-	5,580	5,580	5,580	100.00%	
2299 - Pension - Def Cont	124,394	118,564	118,564	119,065	103,530	103,530	(15,034)	(12.68%)	
2301 - Soc Sec/Medicare	133,864	143,825	143,825	141,652	154,370	154,370	10,545	7.33%	
2304 - Supplemental FICA	-	5,760	5,760	5,760	6,050	6,050	290	5.03%	
2307 - Year End FICA Accr	5,485	-	-	(5,485)	-	-	-	0.00%	
2401 - Disability Insurance	3,701	5,336	5,336	916	3,672	3,672	(1,664)	(31.18%)	
2402 - Life Insurance	1,444	1,341	1,341	2,104	1,366	1,366	25	1.86%	
2404 - Health Insurance	255,486	287,328	287,328	254,208	315,322	315,322	27,994	9.74%	

Human Resources Department
Talent Management - General Fund

Division-Fund Budget by SubObject

Sub-Object - Name	FY 2020 Actuals	FY 2021 Adopted Budget	FY 2021 Amended Budget	FY 2021 Estimate	FY 2022 Department Requested	FY 2022 Budget Recommended	FY 2021 Adopted vs FY 2022 Budget Recommended	% Dif	Justification
2410 - Workers' Comp	6,336	4,724	4,724	4,728	4,724	4,724	-	0.00%	
9237 - Transfer Out to Special Obligation Bonds	67,557	74,832	74,832	61,320	74,832	74,832	-	0.00%	
9239 - Transfer Out to Special Obligation Bonds Refinance	-	-	-	13,512	-	-	-	0.00%	
Personal Services	2,618,403	2,757,254	2,757,254	2,557,635	2,989,839	2,989,839	232,585	8.44%	
3125 - Medical Services	66,346	65,000	65,000	65,000	65,000	65,000	-	0.00%	Medical Services: Post-Job Offer (physicals and drug screenings), fit-for-duty evaluations (\$53,000), and medical director fee (\$12,000).
3199 - Other Prof Serv	101,899	149,500	149,500	149,500	149,500	149,500	-	0.00%	Professional services: Public safety tests and assessments for Fire-Rescue & Police Departments (\$112,000), and BASIC Federal Medical Leave Act (FMLA) Administration (37,500).
3201 - Ad/Marketing	4,305	15,000	15,000	15,000	15,000	10,000	(5,000)	(33.33%)	Advertising expenses: Employment ads in newspapers, professional journals, online posting websites, and online subscription to Careers in Government.
3216 - Costs/Fees/Permits	410	700	700	700	700	700	-	0.00%	Cost/Fees/Permits: Various licenses and permits for employees.
3231 - Food Services	-	1,500	1,500	1,500	1,500	1,500	-	0.00%	Catered lunches, snacks and refreshments for training sessions and meetings.
3243 - Prizes & Awards	23,545	-	-	-	-	-	-	0.00%	
3249 - Security Services	9,562	28,912	28,912	17,792	30,000	28,500	(412)	(1.43%)	City Hall security guard services
3299 - Other Services	86,384	259,900	259,900	258,986	259,900	259,900	-	0.00%	Professional services: Credit checks, pre-employment background screenings, criminal histories, drivers license checks (\$39,900).
3304 - Office Equip Rent	2,609	3,950	3,950	1,728	3,950	3,950	-	0.00%	Toshiba copier lease.
3310 - Other Equip Rent	480	-	-	479	-	-	-	0.00%	
3322 - Other Facil Rent	-	8,750	8,750	-	8,750	8,750	-	0.00%	Rentals for the community builder service awards program.

Human Resources Department
Talent Management - General Fund

Division-Fund Budget by SubObject

Sub-Object - Name	FY 2020 Actuals	FY 2021 Adopted Budget	FY 2021 Amended Budget	FY 2021 Estimate	FY 2022 Department Requested	FY 2022 Budget Recommended	FY 2021 Adopted vs FY 2022 Budget Recommended	% Dif	Justification
3401 - Computer Maint	81,060	25,422	25,422	27,051	42,548	42,530	17,108	67.30%	Comp Maint: Annual maintenance for software applications - NeoGov Onboard Software (\$14,300), NeoGov Insight Enterprise annual renewal (\$26,730), and Harland/Scantron scanners annual maintenance renewals (\$1,500).
3404 - Components/Parts	352	-	-	-	-	-	-	0.00%	
3407 - Equip Rep & Maint	417	500	500	500	500	500	-	0.00%	Maintenance of shredders and time stamps.
3428 - Bldg Rep & Maint	1,655	-	-	-	-	-	-	0.00%	
3513 - Photography	250	500	500	500	500	500	-	0.00%	Photography services: Employee service luncheon awards and City receptions.
3613 - Special Delivery	-	-	-	-	-	-	-	0.00%	
3616 - Postage	69	250	250	1,164	250	250	-	0.00%	Postage: Postage for general correspondences and Civil Service Board elections and package deliveries.
3628 - Telephone/Cable TV	5,607	5,200	5,200	5,200	5,700	5,700	500	9.62%	
3907 - Data Proc Supplies	3,212	23,560	23,560	23,560	23,560	18,231	(5,329)	(22.62%)	Data Proc Supplies: Purchase of data processing, presentation supplies, and Laserfiche subscription licenses.
3916 - Janitorial Supplies	314	-	-	-	-	-	-	0.00%	
3922 - Medical Supplies	127	-	-	-	-	-	-	0.00%	
3925 - Office Equip < \$5000	19,062	4,600	4,600	4,600	4,600	5,000	400	8.70%	Equipment replacements due to routine wear and tear.
3928 - Office Supplies	8,003	16,000	16,000	16,000	16,000	16,000	-	0.00%	Materials and supplies such as preprinted forms, stationery paper, toner, copier paper, etc.
3931 - Periodicals & Mag	328	250	250	250	250	250	-	0.00%	Daily print publications.
3940 - Safety Shoes	83	-	-	-	-	375	375	100.00%	3 FTEs x \$125 per Teamster's agreement for safety shoes
3946 - Tools/Equip < \$5000	-	500	500	500	500	-	(500)	(100.00%)	Tools and equipment for the City Hall security guards.
3949 - Uniforms	881	1,000	1,000	1,000	1,625	1,250	250	25.00%	2.5 FTEs x \$500 per Teamster's agreement for uniforms
3999 - Other Supplies	23,622	37,000	37,000	37,000	37,000	27,500	(9,500)	(25.68%)	Other Supplies: Labor law posters, employee access cards, promotional items for city events, and refreshment supplies.
4104 - Conferences	-	-	-	20	-	-	-	0.00%	

Human Resources Department
Talent Management - General Fund

Division-Fund Budget by SubObject

Sub-Object - Name	FY 2020 Actuals	FY 2021 Adopted Budget	FY 2021 Amended Budget	FY 2021 Estimate	FY 2022 Department Requested	FY 2022 Budget Recommended	FY 2021 Adopted vs FY 2022 Budget Recommended	% Dif	Justification
4113 - Memberships/ Dues	439	-	-	1,240	-	-	-	0.00%	
4116 - Schools	-	-	-	30	-	-	-	0.00%	
4119 - Training & Travel	10,866	38,600	38,600	38,600	39,200	39,200	600	1.55%	
4120 - Professional Development	13,137	-	-	-	-	-	-	0.00%	
4343 - Servchg-Info Sys	256,668	308,539	308,539	308,544	308,539	308,539	-	0.00%	
4355 - Servchg-Print Shop	2,463	8,500	8,500	8,500	8,500	8,500	-	0.00%	Internal service charge: Printing shop for executive recruitment brochures, color org charts, Civil Services Board (meeting agenda packets, appeal correspondence, election related materials) & replacement business cards (post-pay study & job fairs).
4407 - Emp Proceedings	3,636	3,536	3,536	3,540	3,536	3,536	-	0.00%	
4410 - General Liability	11,304	37,981	37,981	37,980	37,981	37,981	-	0.00%	
4416 - Other Ins Charges	12,012	13,324	13,324	13,320	13,324	13,324	-	0.00%	
4428 - Prop/Fire Insurance	12,792	17,326	17,326	17,328	17,326	17,326	-	0.00%	
4431 - Pub Officials Liab	1,728	1,972	1,972	1,968	1,972	1,972	-	0.00%	
Operating Expenses	765,627	1,077,772	1,077,772	1,059,080	1,097,711	1,076,264	(1,508)	(0.14%)	
Talent Management - General Fund Total	3,384,030	3,835,026	3,835,026	3,616,715	4,087,550	4,066,103	231,077	6.03%	

Human Resources Department
Employee Relations - General Fund

Division-Fund Budget by SubObject

Sub-Object - Name	FY 2020 Actuals	FY 2021 Adopted Budget	FY 2021 Amended Budget	FY 2021 Estimate	FY 2022 Department Requested	FY 2022 Budget Recommended	FY 2021 Adopted vs FY 2022 Budget Recommended	% Dif	Justification
1101 - Permanent Salaries	217,823	232,973	232,973	235,509	244,563	244,563	11,590	4.97%	
1113 - Vac Mgmt Conv	4,364	-	-	411	-	-	-	0.00%	
1119 - Payroll Accrual	6,913	-	-	(6,913)	-	-	-	0.00%	
1401 - Car Allowances	8,160	8,160	8,160	8,160	8,160	8,160	-	0.00%	
1413 - Cellphone Allowance	1,680	1,680	1,680	1,040	1,200	1,200	(480)	(28.57%)	
2119 - Wellness Incentives	1,000	500	500	-	1,000	1,000	500	100.00%	
2210 - Pension - FRS	-	-	-	-	14,994	14,994	14,994	100.00%	
2299 - Pension - Def Cont	20,051	20,967	20,967	21,220	9,352	9,352	(11,615)	(55.40%)	
2301 - Soc Sec/Medicare	17,169	18,501	18,501	17,808	19,231	19,231	730	3.95%	
2307 - Year End FICA Accr	579	-	-	(579)	-	-	-	0.00%	
2401 - Disability Insurance	594	755	755	150	332	332	(423)	(56.03%)	
2402 - Life Insurance	296	168	168	444	174	174	6	3.57%	
2404 - Health Insurance	23,976	25,493	25,493	24,372	27,593	27,593	2,100	8.24%	
Personal Services	302,605	309,197	309,197	301,622	326,599	326,599	17,402	5.63%	
3119 - Legal Services	15,160	-	-	-	-	-	-	0.00%	
3125 - Medical Services	17,820	10,000	10,000	10,000	11,492	11,492	1,492	14.92%	Medical services for random drug and alcohol testing and post-shooting evaluations.
3199 - Other Prof Serv	-	3,000	3,000	3,000	3,000	-	(3,000)	(100.00%)	Actuarial services for negotiations
3216 - Costs/Fees/Permits	80	40	40	40	40	40	-	0.00%	Various licenses and permits for employees
3231 - Food Services	-	-	-	-	-	300	300	100.00%	Refreshments for negotiation sessions, arbitrations and ADA compliant name/job title signs
3404 - Components/Parts	85	-	-	-	-	-	-	0.00%	
3616 - Postage	-	50	50	50	50	-	(50)	(100.00%)	Postage and special deliveries
3628 - Telephone/Cable TV	-	-	-	199	600	600	600	100.00%	Estimation provided for City issued cell phone services
3904 - Books & Manuals	-	100	100	100	100	100	-	0.00%	Professional manuals including arbitrator list
3907 - Data Proc Supplies	-	600	600	600	600	-	(600)	(100.00%)	
3925 - Office Equip < \$5000	150	1,000	1,000	1,000	1,000	400	(600)	(60.00%)	Replacement of office equipment less than \$5,000 such as printers, office furniture and chairs as needed
3928 - Office Supplies	298	600	600	600	600	600	-	0.00%	Materials and supplies such as preprinted forms, stationery paper, toner, copier paper, etc.
3931 - Periodicals & Mag	179	125	125	125	125	125	-	0.00%	Daily print publications

Human Resources Department

Employee Relations - General Fund

Division-Fund Budget by SubObject

Sub-Object - Name	FY 2020 Actuals	FY 2021 Adopted Budget	FY 2021 Amended Budget	FY 2021 Estimate	FY 2022 Department Requested	FY 2022 Budget Recommended	FY 2021 Adopted vs FY 2022 Budget Recommended	% Dif	Justification
3999 - Other Supplies	-	600	600	600	600	-	(600)	(100.00%)	
4119 - Training & Travel	2,071	5,200	5,200	829	5,200	5,200	-	0.00%	
4355 - Servchg-Print Shop	-	100	100	100	100	100	-	0.00%	Internal service charge for printing collective bargaining agreement draft proposals and legal notices
Operating Expenses	35,843	21,415	21,415	17,243	23,507	18,957	(2,458)	(11.48%)	
Employee Relations - General Fund Total	338,448	330,612	330,612	318,865	350,106	345,556	14,944	4.52%	

FY 2022 Decision Packages General Fund



FY 2022 Decision Package Summary

Human Resources Department - 001 General Fund Fund

Priority	Request Type	Title of Request	# of Positions	Year 1 Net Cost	Year 2 Net Cost (Ongoing)
1	Program - New	NeoGov Perform and Learn Modules	-	120,051	108,051
2	Position Request - New	Family Medical Leave Act (FMLA) Assistant	.75	10,543	10,454
3	Position Request - New	Senior Administrative Assistant - Employee Relations	1.00	100,001	98,823
4	Position Request - New	Part Time Records Clerk	.75	50,608	50,693
			2.50	\$281,203	\$268,021

FY 2022 Decision Package Form

Human Resources Department

Priority Number: 1
Title of Request: NeoGov Perform and Learn Modules
Request Type: Program - New

New Position(s) Requested:	Position(s) Eliminated:	Change in Part-Time:	Total Change in FTEs:
0.00	0.00	0.00	0.00

Basis of Justification: Improvement, revenue generating, mandated, cost reduction, workload change. Please state what will be the consequence if this request is not funded?

The Human Resources Department is requesting to add two modules to the City's current NEOGov platform - "Perform" and "Learn." Currently, the City utilizes an antiquated and outdated paper-process system when reviewing performance evaluations, and it causes a delay when routing to supervisors and direct reports. While this process does not cause a negative financial impact, it does cause a time delay and administrative burden when it comes to cataloging on average 2,000+ employees each year. Human Resources evaluated the marketplace for other performance management software specific to public sector functionality and a mobile-friendly interface which lead to NEOGov. The platform offers an accompanying training module called "Learn." Human Resources is requesting to purchase both NEOGov Learning Management Modules – "Perform" and "Learn." The estimated cost for the Perform Subscription is \$47,670 and the estimated cost for the Learn Subscription is \$60,381. The Implementation and training is \$12,000 for a grand total of \$120,051 for the system upgrade.

The Perform module is an employee evaluation software that will track annual and probationary employee evaluations, allowing HR team to automate the process of identifying skill gaps and areas of improvement. In addition, this software solution will work seamlessly with NeoGov's current City modules. With the implementation of the Perform software, a key goal is to measure timely check-ins to eliminate recency bias.

Learn directly interfaces with Perform. Learn is a centralized online platform designed to simplify the training process and reduce barriers to learning. Learn's 3-in-1 solution comes with over 1500 courses, a course-builder with an easy-to-use intuitive interface, and the ability to add classroom trainings and track employee license and certification renewals, which will increase productivity, ensure compliance, and mitigate risk to identify skill gaps and build curricula to address areas of improvement. Learn will automatically assign new hire training for streamlined onboarding to maximize the benefits by also using Perform.

Purchasing the two modules together offers the City more timely and efficient performance evaluations as well as a better coordination of specific and necessary training.

Can this function be better if performed by a third party? Why or why not?

This function is computer software upgrade and is not applicable.

Performance Measures:

Measure Description	Next Year Target	Next Year Target with Modification
Number of on time performance evaluations (%)	75%	90%
Number of late evaluations (%)	25%	<10%
Number of supervisors/managers who assign training modules for development or advancement during performance evaluation process	0	90%

Strategic Connections:

Focus Area: Internal Support
Goal: Internal Support - Values Based Organization
Objective: IS-1 Establish an organizational culture that fosters rewarding, professional careers
Source of Justification: 2035 Vision Plan: Fast Forward Fort Lauderdale

Funding Requests:

Index	Sub Object	SubObject Title	Cost Description	Budget Request	Year 2 (Ongoing)
Expenditures					
HRD010101	3199	Other Prof Serv	Implementation and training costs	12,000	-
HRD010101	3401	Computer Maint	Maintenance costs associated with purchase of the modules	108,051	108,051

FY 2022 Decision Package Form

Human Resources Department

Funding Requests:

Index	Sub Object	SubObject Title	Cost Description	Budget Request	Year 2 (Ongoing)
Total Expenditures				120,051	108,051
Net				\$120,051	\$108,051

Funding Impacts (Net):

Fund	Budget Request	Year 2 (Ongoing)
General Fund	120,051	108,051

FY 2022 Decision Package Form

Human Resources Department

Priority Number: 2
Title of Request: Family Medical Leave Act (FMLA) Assistant
Request Type: Position Request - New

New Position(s) Requested:	Position(s) Eliminated:	Change in Part-Time:	Total Change in FTEs:
0.00	0.00	.75	.75

Basis of Justification: Improvement, revenue generating, mandated, cost reduction, workload change. Please state what will be the consequence if this request is not funded?

Due to a lack of clear instructions, slow communication, and ineffective notifications and response times from the private vendor, Benefit Administrative Services International Corporation (BASIC), employees needing Family Medical Leave Act (FMLA) requests were delayed or denied. In Fiscal Year 2020, the vendor processed approximately 532 employee claims (331 approved, 34 closed and 167 denied). This is a workload measure that is contingent upon incoming FMLA applications. Performance measure targets cannot be established.

For FY 2021, in order to address the complaints from our employees, Human Resources decided to cancel the contract with BASIC and bring FMLA Administration back in-house to provide better service level to our employees. To ensure quality service is provided, Human Resources is requesting one (1) part-time human resources assistant to assist in administering FMLA. If this decision package is not approved, then we will find another vendor to provide this service.

Can this function be better if performed by a third party? Why or why not?

In the current FY 2021, Human Resources decided to cancel the contract with Benefit Administrative Services International Corporation (BASIC), due to a lack of unclear instructions, slow communication, and ineffective response times, and bring this function back in house in order to provide a better service level to current employees.

Performance Measures:

Measure Description	Next Year Target	Next Year Target with Modification
Number of FMLA Claims Processed		
Number of Closed claims		

Strategic Connections:

Focus Area: Internal Support
 Goal: Internal Support - Values Based Organization
 Objective: IS-1 Establish an organizational culture that fosters rewarding, professional careers
 Source of Justification: 2035 Vision Plan: Fast Forward Fort Lauderdale

Funding Requests:

Index	Sub Object	SubObject Title	Cost Description	Budget Request	Year 2 (Ongoing)
Expenditures					
HRD010101	1107	Part Time Salaries	Part time salaries for a rate of \$18 for 30 hours per week	26,520	27,713
HRD010101	2210	Pension - FRS	Calculation based on part-time salary	2,838	2,965
HRD010101	2301	Soc Sec/Medicare	Calculation based on part-time salary	2,029	2,120
HRD010101	2404	Health Insurance		13,554	13,554
HRD010101	3199	Other Prof Serv	Reduction in BASIC FMLA contractual services	(37,500)	(37,500)
HRD010101	3907	Data Proc Supplies	Laserfische license	1,152	1,152
HRD010101	3925	Office Equip < \$5000	Office Equip <5000	1,500	-
HRD010101	3928	Office Supplies	Office Supplies	200	200
HRD010101	3999	Other Supplies	Other Supplies	250	250
Total Expenditures				10,543	10,454

FY 2022 Decision Package Form

Human Resources Department

Funding Requests:

Index	Sub Object	SubObject Title	Cost Description	Budget Request	Year 2 (Ongoing)
			Net	\$10,543	\$10,454

Funding Impacts (Net):

Fund	Budget Request	Year 2 (Ongoing)
General Fund	10,543	10,454

FY 2022 Decision Package Form

Human Resources Department

Priority Number: 3
Title of Request: Senior Administrative Assistant - Employee Relations
Request Type: Position Request - New

New Position(s) Requested:	Position(s) Eliminated:	Change in Part-Time:	Total Change in FTEs:
1	0.00	0.00	1

Basis of Justification: Improvement, revenue generating, mandated, cost reduction, workload change. Please state what will be the consequence if this request is not funded?

The Employee Relations Division is requesting to add a confidential Senior Administrative Assistant position to assist with the day-to day operations of the division. In prior years, the Employee Relations Division had four (4) employees – Director, Assistant Director, and two (2) administrative support staff, however two positions moved to the Office of Professional Standards. Current staffing is limited to a Manager and Assistant Manager.

A senior level administrative assistant would administer the division's random drug testing program, which would involve notifying an average of eight employees per week to report for random testing, cataloguing the results, and updating the random selection pool to ensure compliance with state and federal laws for random drug testing. An administrative assistant will also manage employee discipline to include maintaining disciplinary records, responding to Public Records requests, and tracking the types of discipline for progressive discipline purposes. One of the performance measures assigned to Employee Relations is to report the number of reprimands, suspensions, demotions, and terminations broken down by department. Work of an administrative assistant would also include assisting the Human Resources Director and the Employee Relations Manager with grievance processing; currently Employee Relations receives 3-4 grievances per month. If these grievances escalate to arbitration or the Civil Service Board, an administrative assistant will work closely with counsel to produce relevant documentation, schedule employee interviews as needed, and any other administrative requests made by counsel. An employee in this position would also assist with intake and logging employee concerns. Employee Relations currently reports as a performance measure the number of employee concerns resolved through conflict resolution rather than a formal grievance. Support is also needed for collective bargaining, specifically, scheduling negotiation strategy sessions, scheduling bargaining sessions, assisting the bargaining team members with proposals, and taking official minutes.

If this decision package is not approved the division will explore hiring temporary clerical staffing.

Can this function be better if performed by a third party? Why or why not?

Due to the confidential nature of the division, it is recommended this function be kept in house to control of who is handling sensitive data.

Performance Measures:

Measure Description	Next Year Target	Next Year Target with Modification
Percent of employees complying with with policies and procedures	97%	97%
Percent of employee conflicts resolved prior to grievances	100%	100%

Strategic Connections:

Focus Area: Internal Support
 Goal: Internal Support - Values Based Organization
 Objective: IS-1 Establish an organizational culture that fosters rewarding, professional careers
 Source of Justification: 2035 Vision Plan: Fast Forward Fort Lauderdale

Position Requests:

Position Type	Job Code	Job Description	Count	Budgeted Salary and Benefits
Add Position	NB168	Senior Administrative Assistant	1	\$96,899
Totals			1	\$96,899

Funding Requests:

Index	Sub Object	SubObject Title	Cost Description	Budget Request	Year 2 (Ongoing)
Expenditures					
HRD020101	1101	Permanent Salaries	Senior Administrative Assistant	70,446	70,718

FY 2022 Decision Package Form

Human Resources Department

Funding Requests:

Index	Sub Object	SubObject Title	Cost Description	Budget Request	Year 2 (Ongoing)
HRD020101	2210	Pension - FRS	Senior Administrative Assistant	7,510	7,539
HRD020101	2301	Soc Sec/Medicare	Senior Administrative Assistant	5,389	5,410
HRD020101	2404	Health Insurance	Senior Administrative Assistant	13,554	13,554
HRD020101	3907	Data Proc Supplies	Laserfische license	1,152	1,152
HRD020101	3925	Office Equip < \$5000	Computer and computer supplies	1,500	-
HRD020101	3928	Office Supplies	Office supplies	200	200
HRD020101	3999	Other Supplies	Other supplies	250	250
Total Expenditures				100,001	98,823
Net				\$100,001	\$98,823

Funding Impacts (Net):

Fund	Budget Request	Year 2 (Ongoing)
General Fund	100,001	98,823

FY 2022 Decision Package Form

Human Resources Department

Priority Number: 4
Title of Request: Part Time Records Clerk
Request Type: Position Request - New

New Position(s) Requested:	Position(s) Eliminated:	Change in Part-Time:	Total Change in FTEs:
0.00	0.00	.75	.75

Basis of Justification: Improvement, revenue generating, mandated, cost reduction, workload change. Please state what will be the consequence if this request is not funded?

Human Resources (HR) is requesting a Part-time Records Clerk to review, scan, archive and consolidate personnel records from departments. Human Resources has completed phase one of its Personnel Records Digitalization Project which integrated all personnel records to Laserfiche. Phase 2 of the project is for all ten departments to forward personnel records they maintain on a department level to HR to consolidate personnel files and eliminate duplicate documents. As part of the Phase 2, departments will be granted limited access to the Laserfiche software system. In approximately six (6) months, the consolidation process will start with the Fire-Rescue department. Personnel record consolidation with Fire-Rescue will involve reviewing an estimated 12,000 paper files. After Fire-Rescue, the same will be done for all other departments. The estimated number of files to be consolidated by department are as follows: Public Works - 20,000, Parks & Recreation - 25,000, Transportation & Mobility - 10,000, Department of Sustainable Development - 20,000, Finance - 10,000, Information and Technology - 5,000. The estimated project timeline is five (5) years.

This position is necessary, to keep the City in compliance with State Statues and create a more efficient and effective workflow to provide a better service level to current employees. If this decision package is not approved, we will contact a temporary service to hire temporary personnel to perform the function.

Can this function be better if performed by a third party? Why or why not?

Because of the confidential nature of the position it is recommended to keep this position in house to control who is handling sensitive data.

Performance Measures:

Measure Description	Next Year Target	Next Year Target with Modification
Number of files reviewed	3,200	23,200
Number of files translated into Laserfiche	450	600

Strategic Connections:

Focus Area: Internal Support
 Goal: Internal Support - Values Based Organization
 Objective: IS-1 Establish an organizational culture that fosters rewarding, professional careers
 Source of Justification: 2035 Vision Plan: Fast Forward Fort Lauderdale

Funding Requests:

Index	Sub Object	SubObject Title	Cost Description	Budget Request	Year 2 (Ongoing)
Expenditures					
HRD010101	1107	Part Time Salaries	Part time salary for a rate of \$18 for 30hrs per week	28,808	30,104
HRD010101	2210	Pension - FRS	Calculation based on part-time salary	2,996	3,131
HRD010101	2301	Soc Sec/Medicare	Calculation based on part-time salary	2,148	2,302
HRD010101	2404	Health Insurance		13,554	13,554
HRD010101	3907	Data Proc Supplies	Laserfiche license	1,152	1,152
HRD010101	3925	Office Equip < \$5000	Computer and computer supplies	1,500	-
HRD010101	3928	Office Supplies	Employee general office supplies	200	200
HRD010101	3999	Other Supplies	Employee other supplies	250	250
Total Expenditures				50,608	50,693
Net				\$50,608	\$50,693

FY 2022 Decision Package Form

Human Resources Department

Funding Impacts (Net):

Fund	Budget Request	Year 2 (Ongoing)
General Fund	50,608	50,693

Human Resources Department City Insurance Fund



Human Resources Department - City Insurance Fund

Department Fund Financial Summary

Financial Summary - Funding Source

	FY 2020 Actuals	FY 2021 Adopted Budget	FY 2021 Estimate	FY 2022 Budget Recommended	FY 2021 Adopted Budget vs FY 2022 Budget Recommended	Percent Difference
City Property and Casualty Insurance - 543	\$ 14,797,198	19,971,394	19,719,565	20,430,158	458,764	2.3%
Total Funding	14,797,198	19,971,394	19,719,565	20,430,158	458,764	2.3%

Financial Summary - Program Expenditures

	FY 2020 Actuals	FY 2021 Adopted Budget	FY 2021 Estimate	FY 2022 Budget Recommended	FY 2021 Adopted Budget vs FY 2022 Budget Recommended	Percent Difference
Risk Management	3,886,081	4,208,409	4,012,643	4,183,752	(24,657)	(0.6%)
Self Insurance Claims	2,662,931	7,278,257	7,310,638	7,758,678	480,421	6.6%
Self Insurance Claims - Workers Compensation	8,248,186	8,484,728	8,396,284	8,487,728	3,000	0.0%
Total Expenditures	14,797,198	19,971,394	19,719,565	20,430,158	458,764	2.3%

Financial Summary - Category Expenditures

	FY 2020 Actuals	FY 2021 Adopted Budget	FY 2021 Estimate	FY 2022 Budget Recommended	FY 2021 Adopted Budget vs FY 2022 Budget Recommended	Percent Difference
Personal Services	1,130,819	1,403,920	1,206,503	1,388,639	(15,281)	(1.1%)
Operating Expenses	13,666,379	18,567,474	18,513,062	19,041,519	474,045	2.6%
Total Expenditures	\$ 14,797,198	19,971,394	19,719,565	20,430,158	458,764	2.3%
Full Time Equivalents (FTEs)	9	9	9	9	-	0.0%

FY 2022 Major Variances

Personal Services

\$ (56,280) - Reduction in temporary salaries

Operating Expenses

345,585 - Increase in projected all risk property carrier expense for city buildings

68,000 - Increase in projected general liability claims

36,775 - Increase in projected automobile collision repair claims

20,000 - Increase in projected legal services for general liability

Descriptions & Line Items by Division



Human Resources Department

Risk Management - City Property and Casualty Insurance

Division-Fund Budget by SubObject

Sub-Object - Name	FY 2020 Actuals	FY 2021 Adopted Budget	FY 2021 Amended Budget	FY 2021 Estimate	FY 2022 Department Requested	FY 2022 Budget Recommended	FY 2021 Adopted vs FY 2022 Budget Recommended	% Dif	Justification
1101 - Permanent Salaries	734,995	812,293	812,293	748,753	829,992	829,992	17,699	2.18%	
1104 - Temporary Salaries	-	56,280	56,280	-	-	-	(56,280)	(100.00%)	Expense not required.
1107 - Part Time Salaries	40,863	50,330	50,330	10,740	52,590	52,590	2,260	4.49%	
1110 - Sick Conv to Cash	5,523	-	-	5,700	5,500	5,500	5,500	100.00%	
1113 - Vac Mgmt Conv	9,241	-	-	10,100	9,500	9,500	9,500	100.00%	
1116 - Comp Absences	(38,936)	-	-	-	-	-	-	0.00%	
1119 - Payroll Accrual	23,622	-	-	(23,622)	-	-	-	0.00%	
1199 - Other Reg Salaries	-	-	-	-	7,524	7,524	7,524	100.00%	
1201 - Longevity Pay	10,457	10,927	10,927	11,333	12,089	12,089	1,162	10.63%	
1401 - Car Allowances	20,160	20,160	20,160	20,160	20,160	20,160	-	0.00%	
1407 - Expense Allowances	2,400	2,880	2,880	2,880	2,880	2,880	-	0.00%	
1413 - Cellphone Allowance	3,980	4,200	4,200	5,100	4,200	4,200	-	0.00%	
1501 - Overtime 1.5X Pay	336	-	-	300	-	-	-	0.00%	
2104 - Mileage Reimburse	130	400	400	400	200	200	(200)	(50.00%)	Expense for claims adjuster travel.
2113 - Safe Driver Awards	6,410	8,000	8,000	8,000	8,000	6,500	(1,500)	(18.75%)	Expense for safe driver program for Teamster and Federation employees. Award is \$10 per year of safe driving.
2119 - Wellness Incentives	3,500	4,500	4,500	4,500	3,500	3,500	(1,000)	(22.22%)	
2204 - Pension - General Emp	57,435	68,854	68,854	68,854	74,296	74,296	5,442	7.90%	
2210 - Pension - FRS	-	5,033	5,033	7,959	4,533	4,533	(500)	(9.93%)	
2290 - Pension - Other	-	-	-	-	5,610	5,610	5,610	100.00%	
2299 - Pension - Def Cont	40,195	44,340	44,340	42,632	40,699	40,699	(3,641)	(8.21%)	
2301 - Soc Sec/Medicare	60,434	64,363	64,363	65,937	66,164	66,164	1,801	2.80%	
2304 - Supplemental FICA	-	8,200	8,200	8,200	4,020	4,020	(4,180)	(50.98%)	
2307 - Year End FICA Accr	(1,101)	-	-	(1,874)	-	-	-	0.00%	
2401 - Disability Insurance	1,163	1,590	1,590	1,590	1,435	1,435	(155)	(9.75%)	
2402 - Life Insurance	1,190	584	584	1,740	589	589	5	0.86%	
2404 - Health Insurance	101,348	113,353	113,353	95,688	109,025	109,025	(4,328)	(3.82%)	
2405 - Post Employment Health Obligation	(16,222)	7,200	7,200	-	7,200	7,200	-	0.00%	
2407 - Unemployment Comp	-	9,000	9,000	-	9,000	9,000	-	0.00%	
9237 - Transfer Out to Special Obligation Bonds	63,696	111,433	111,433	91,320	111,433	111,433	-	0.00%	

Human Resources Department

Risk Management - City Property and Casualty Insurance

Division-Fund Budget by SubObject

Sub-Object - Name	FY 2020 Actuals	FY 2021 Adopted Budget	FY 2021 Amended Budget	FY 2021 Estimate	FY 2022 Department Requested	FY 2022 Budget Recommended	FY 2021 Adopted vs FY 2022 Budget Recommended	% Dif	Justification
9239 - Transfer Out to Special Obligation Bonds Refinance	-	-	-	20,113	-	-	-	0.00%	
Personal Services	1,130,819	1,403,920	1,403,920	1,206,503	1,390,139	1,388,639	(15,281)	(1.09%)	
3101 - Acct & Auditing	19,177	19,200	19,200	19,200	12,900	12,900	(6,300)	(32.81%)	
3110 - Emp Assist Prog	77,162	80,000	80,000	80,000	80,000	80,000	-	0.00%	Expense for EAP program at \$2.13 per employee per month. Contract expires in FY2021 and unknown vendor/pricing for FY2022.
3125 - Medical Services	-	2,000	2,000	2,000	2,000	1,000	(1,000)	(50.00%)	Expense for employee preventative immunizations and testing in case of exposure.
3199 - Other Prof Serv	80,817	71,310	71,310	71,310	75,000	75,000	3,690	5.17%	Expense for insurance broker/consultant \$65,000; actuary \$6,000; ISO claim search \$4,000. Contract expires in FY2021 and unknown vendor/pricing for FY2022.
3216 - Costs/Fees/Permits	440	600	600	600	500	500	(100)	(16.67%)	Expense for Risk Mgmt employees meter parking passes and State license fees.
3304 - Office Equip Rent	3,427	1,200	1,200	1,200	2,000	3,500	2,300	191.67%	Expense for Risk Mgmt and Safety Training equipment.
3307 - Vehicle Rental	-	-	-	250	-	-	-	0.00%	
3316 - Building Leases	42,997	43,000	43,000	43,000	-	43,000	-	0.00%	Rent allocation charge.
3401 - Computer Maint	-	55,000	55,000	55,000	-	55,000	-	0.00%	Expense for claims info database fees. Moving to cloud hosting in FY2021.
3404 - Components/Parts	4,809	-	-	-	-	-	-	0.00%	
3613 - Special Delivery	-	100	100	100	100	100	-	0.00%	Expense for claims and insurance info.
3616 - Postage	51	-	-	-	-	-	-	0.00%	
3628 - Telephone/Cable TV	3,049	2,700	2,700	2,700	3,100	3,100	400	14.81%	Safety & Training Center expense.
3634 - Water/Sew/Storm	34,033	35,000	35,000	35,000	38,000	38,000	3,000	8.57%	Safety & Training Center expense.
3801 - Gasoline	220	358	358	358	200	200	(158)	(44.13%)	Safety & Training Center expense.
3904 - Books & Manuals	-	250	250	250	250	250	-	0.00%	Expense for Risk Mgmt and Safety Training references.
3907 - Data Proc Supplies	613	400	400	400	300	300	(100)	(25.00%)	Expense for Risk Mgmt and Safety Training supplies.
3916 - Janitorial Supplies	1,023	1,000	1,000	1,000	1,000	1,000	-	0.00%	Expense for Safety Training facility.

Human Resources Department

Risk Management - City Property and Casualty Insurance

Division-Fund Budget by SubObject

Sub-Object - Name	FY 2020 Actuals	FY 2021 Adopted Budget	FY 2021 Amended Budget	FY 2021 Estimate	FY 2022 Department Requested	FY 2022 Budget Recommended	FY 2021 Adopted vs FY 2022 Budget Recommended	% Dif	Justification
3925 - Office Equip < \$5000	192	2,000	2,000	2,000	1,000	1,000	(1,000)	(50.00%)	Expense for Risk Mgmt and Safety Training equipment.
3928 - Office Supplies	21,497	8,000	8,000	8,000	10,000	8,000	-	0.00%	Expense for Risk Mgmt and Safety Training supplies.
3937 - Safety/Train Mat	5,421	25,000	25,000	20,801	15,000	15,000	(10,000)	(40.00%)	Expense for Safety Training class work and training materials.
3946 - Tools/Equip < \$5000	-	500	500	500	250	250	(250)	(50.00%)	Expense for misc. Risk Mgmt and Safety Training tools.
3999 - Other Supplies	855	500	500	500	250	250	(250)	(50.00%)	Expense for misc. Risk Mgmt and Safety Training supplies.
4101 - Certification Train	5,116	-	-	-	-	-	-	0.00%	Expense for Risk Mgmt and Safety Training printing.
4104 - Conferences	(210)	-	-	-	-	-	-	0.00%	
4113 - Memberships/ Dues	720	-	-	-	-	-	-	0.00%	
4116 - Schools	-	-	-	54	-	-	-	0.00%	
4119 - Training & Travel	71	19,200	19,200	19,146	19,200	19,200	-	0.00%	
4213 - Retiree Health Bene	5,600	-	-	5,600	-	-	-	0.00%	
4304 - Indirect Admin Serv	2,242,104	2,208,232	2,208,232	2,208,232	2,208,232	2,208,232	-	0.00%	
4308 - Overhead-Fleet	288	368	368	368	368	368	-	0.00%	
4343 - Servchg-Info Sys	194,496	218,707	218,707	218,707	218,707	218,707	-	0.00%	
4355 - Servchg-Print Shop	6,056	5,000	5,000	5,000	5,000	5,000	-	0.00%	
4373 - Servchg-Fleet O&M	1,284	541	541	541	933	933	392	72.46%	
4416 - Other Ins Charges	4,320	4,323	4,323	4,323	4,323	4,323	-	0.00%	
5113 - General Liab Claims	(366)	-	-	-	-	-	-	0.00%	
Operating Expenses	2,755,262	2,804,489	2,804,489	2,806,140	2,698,613	2,795,113	(9,376)	(0.33%)	
Risk Management - City Property and Casualty Insurance Total	3,886,081	4,208,409	4,208,409	4,012,643	4,088,752	4,183,752	(24,657)	(0.59%)	

Human Resources Department

Self Insurance Claims - City Property and Casualty Insurance

Division-Fund Budget by SubObject

Sub-Object - Name	FY 2020 Actuals	FY 2021 Adopted Budget	FY 2021 Amended Budget	FY 2021 Estimate	FY 2022 Department Requested	FY 2022 Budget Recommended	FY 2021 Adopted vs FY 2022 Budget Recommended	% Dif	Justification
3199 - Other Prof Serv	-	-	-	27,742	-	-	-	0.00%	
3937 - Safety/Train Mat	(60)	-	-	-	-	-	-	0.00%	
5101 - All Risk Prop Carrier	2,057,962	2,400,000	2,400,000	2,380,000	2,750,000	2,745,565	345,565	14.40%	Expense for Property insurance. City saw an increase for FY2021 at \$2,377,111 and FY2022 will likely experience a similar increase.
5102 - Property Claims	-	50,000	50,000	50,000	50,000	50,000	-	0.00%	Expense for Property insurance claim deductible.
5104 - Auto Liab Claims	(392,221)	861,757	861,757	861,757	861,757	861,757	-	0.00%	Expense for self-insured Auto claims.
5106 - Auto Liability Carrier	1,061,614	-	-	-	-	-	-	0.00%	
5107 - Collision Repairs/Claims	987,689	920,000	920,000	920,000	956,775	956,775	36,775	4.00%	Expense for Auto Collision repair claims.
5108 - Firefighter Claims	-	25,000	25,000	25,000	25,000	25,000	-	0.00%	Expense for Firefighter Cancer claims.
5113 - General Liab Claims	(774,195)	1,851,000	1,851,000	1,851,000	1,919,000	1,919,000	68,000	3.67%	Expense for self-insured General Liability claims per actuary report (page 8).
5114 - Legal Services-GL	10,143	10,000	10,000	25,000	30,000	30,000	20,000	200.00%	Expense for City Attorney claim expenses on P-card.
5116 - Labor Rel Claims	202,688	424,000	424,000	424,000	433,000	433,000	9,000	2.12%	Expense for self-insured Employment practices claims per actuary report (page 8).
5119 - Pol Prof Liab Claims	(69,633)	339,000	339,000	339,000	310,000	310,000	(29,000)	(8.55%)	Expense for self-insured Police claims per actuary report (page 8).
5125 - Work Comp Claims	(784,001)	-	-	-	-	-	-	0.00%	
5134 - Public Official Carrier	54,329	55,000	55,000	57,860	65,000	61,650	6,650	12.09%	Expense for Public Official insurance. City saw an increase for FY2021 at \$57,860 and FY2022 will likely experience an increase.
5135 - Other Carrier Premiums	93,576	126,000	126,000	126,000	145,000	135,000	9,000	7.14%	Expense for multiple insurance policies FY2021: Cyber \$43,000; Firefighter Cancer \$32,000; Crime \$11,000; Police & Fire AD&D \$22,000; Watercraft \$13,000; Aviation \$7,000; Event Weather \$7,000; FY2022 will likely experience an increase.
5137 - Empl Practices Carrier	126,767	128,000	128,000	135,006	150,000	142,431	14,431	11.27%	Expense for Employment Practices insurance. City saw an increase for FY2021 at \$135,006 and FY2022 will likely experience an increase.

Human Resources Department

Self Insurance Claims - City Property and Casualty Insurance

Division-Fund Budget by SubObject

Sub-Object - Name	FY 2020 Actuals	FY 2021 Adopted Budget	FY 2021 Amended Budget	FY 2021 Estimate	FY 2022 Department Requested	FY 2022 Budget Recommended	FY 2021 Adopted vs FY 2022 Budget Recommended	% Dif	Justification
5150 - Active Shooter Carrier	88,273	88,500	88,500	88,273	95,000	88,500	-	0.00%	Expense for active shooter insurance. FY2022 likely to experience an increase.
Operating Expenses	2,662,931	7,278,257	7,278,257	7,310,638	7,790,532	7,758,678	480,421	6.60%	
Self Insurance Claims - City Property and Casualty Insurance Total	2,662,931	7,278,257	7,278,257	7,310,638	7,790,532	7,758,678	480,421	6.60%	

Human Resources Department

Self Insurance Claims - Workers Compensation - City Property and Casualty Insurance

Division-Fund Budget by SubObject

Sub-Object - Name	FY 2020 Actuals	FY 2021 Adopted Budget	FY 2021 Amended Budget	FY 2021 Estimate	FY 2022 Department Requested	FY 2022 Budget Recommended	FY 2021 Adopted vs FY 2022 Budget Recommended	% Dif	Justification
4399 - Servchg-Other Funds	1,757,436	1,830,728	1,830,728	1,830,728	1,830,728	1,830,728	-	0.00%	Budget admin charge.
5122 - Work Comp Carrier	401,195	451,000	451,000	402,556	451,000	443,000	(8,000)	(1.77%)	Expense for insurance policy.
5124 - Work Comp Admin	355,348	415,000	415,000	375,000	415,000	400,000	(15,000)	(3.61%)	Expense for claims admin. Contract expires in FY2021 and unknown vendor/pricing for FY2022.
5125 - Work Comp Claims	5,734,207	5,788,000	5,788,000	5,788,000	5,814,000	5,814,000	26,000	0.45%	Expense for employee claims per actuary report (page 4).
Operating Expenses	8,248,186	8,484,728	8,484,728	8,396,284	8,510,728	8,487,728	3,000	0.04%	
Self Insurance Claims - Workers Compensation - City Property and Casualty Insurance Total	8,248,186	8,484,728	8,484,728	8,396,284	8,510,728	8,487,728	3,000	0.04%	

Human Resources Department

Health Benefits Fund



Human Resources Department - Self-Insured Health Benefits Fund

Department Fund Financial Summary

Financial Summary - Funding Source

	FY 2020 Actuals	FY 2021 Adopted Budget	FY 2021 Estimate	FY 2022 Budget Recommended	FY 2021 Adopted Budget vs FY 2022 Budget Recommended	Percent Difference
Self-Insured Health Benefits - 545	\$ 31,604,528	36,883,874	36,441,269	38,543,348	1,659,474	4.5%
Total Funding	31,604,528	36,883,874	36,441,269	38,543,348	1,659,474	4.5%

Financial Summary - Program Expenditures

	FY 2020 Actuals	FY 2021 Adopted Budget	FY 2021 Estimate	FY 2022 Budget Recommended	FY 2021 Adopted Budget vs FY 2022 Budget Recommended	Percent Difference
Risk Management	959,373	968,627	1,009,479	1,001,476	32,849	3.4%
Self-Insured Health Benefits	30,645,155	35,915,247	35,431,790	37,541,872	1,626,625	4.5%
Total Expenditures	31,604,528	36,883,874	36,441,269	38,543,348	1,659,474	4.5%

Financial Summary - Category Expenditures

	FY 2020 Actuals	FY 2021 Adopted Budget	FY 2021 Estimate	FY 2022 Budget Recommended	FY 2021 Adopted Budget vs FY 2022 Budget Recommended	Percent Difference
Personal Services	535,644	502,474	543,476	535,323	32,849	6.5%
Operating Expenses	31,068,884	36,381,400	35,897,793	38,008,025	1,626,625	4.5%
Total Expenditures	\$ 31,604,528	36,883,874	36,441,269	38,543,348	1,659,474	4.5%
Full Time Equivalents (FTEs)	5	5	5	5	-	0.0%

FY 2022 Major Variances

Personal Services

- \$ 19,646 - Increase in wage adjustments
- 5,104 - Increase in the City's contribution to health insurance

Operating Expenses

- 513,040 - Increase for health benefits for the Fraternal Order of Police (FOP) bargaining unit
- 1,026,265 - Increase in projected health insurance claims

Descriptions & Line Items by Division



Human Resources Department

Risk Management - Self-Insured Health Benefits

Division-Fund Budget by SubObject

Sub-Object - Name	FY 2020 Actuals	FY 2021 Adopted Budget	FY 2021 Amended Budget	FY 2021 Estimate	FY 2022 Department Requested	FY 2022 Budget Recommended	FY 2021 Adopted vs FY 2022 Budget Recommended	% Dif	Justification
1101 - Permanent Salaries	335,117	356,528	356,528	362,566	376,174	376,174	19,646	5.51%	
1110 - Sick Conv to Cash	736	-	-	780	-	-	-	0.00%	
1113 - Vac Mgmt Conv	-	-	-	100	-	-	-	0.00%	
1116 - Comp Absences	26,685	-	-	18,186	-	-	-	0.00%	
1119 - Payroll Accrual	10,746	-	-	(10,746)	-	-	-	0.00%	
1199 - Other Reg Salaries	-	-	-	-	3,915	3,915	3,915	100.00%	
1401 - Car Allowances	4,080	4,080	4,080	4,080	4,080	4,080	-	0.00%	
1413 - Cellphone Allowance	1,200	1,200	1,200	1,200	1,200	1,200	-	0.00%	
1501 - Overtime 1.5X Pay	33,256	11,520	11,520	32,435	12,040	12,040	520	4.51%	Overtime expense related to Benefits Open Enrollment and ERP.
1504 - Overtime 1X Pay	401	-	-	-	-	-	-	0.00%	
1511 - O/T - Unplanned - 1.5X Pay	33	-	-	-	-	-	-	0.00%	
2119 - Wellness Incentives	2,500	2,500	2,500	2,500	2,500	2,500	-	0.00%	
2299 - Pension - Def Cont	30,842	32,088	32,088	34,969	33,856	33,856	1,768	5.51%	
2301 - Soc Sec/Medicare	27,639	27,680	27,680	34,214	29,481	29,481	1,801	6.51%	
2304 - Supplemental FICA	-	890	890	890	930	930	40	4.49%	
2307 - Year End FICA Accr	2,988	-	-	(947)	-	-	-	0.00%	
2401 - Disability Insurance	914	1,155	1,155	1,155	1,201	1,201	46	3.98%	
2402 - Life Insurance	280	258	258	474	267	267	9	3.49%	
2404 - Health Insurance	57,711	61,659	61,659	58,704	66,763	66,763	5,104	8.28%	
2410 - Workers' Comp	516	516	516	516	516	516	-	0.00%	
Personal Services	535,644	500,074	500,074	541,076	532,923	532,923	32,849	6.57%	
3198 - Backflow Program	-	145	145	145	145	145	-	0.00%	
3199 - Other Prof Serv	-	-	-	-	-	-	-	0.00%	
3222 - Custodial Services	-	-	-	-	-	-	-	0.00%	
3316 - Building Leases	29,003	29,000	29,000	29,000	29,000	29,000	-	0.00%	
3319 - Office Space Rent	-	-	-	-	-	-	-	0.00%	
3428 - Bldg Rep & Maint	-	-	-	-	-	-	-	0.00%	
3628 - Telephone/Cable TV	252	300	300	300	300	300	-	0.00%	
3907 - Data Proc Supplies	346	-	-	350	-	-	-	0.00%	
3925 - Office Equip < \$5000	-	-	-	-	-	-	-	0.00%	
3928 - Office Supplies	-	-	-	-	-	-	-	0.00%	
4119 - Training & Travel	-	2,600	2,600	2,100	2,600	2,600	-	0.00%	
4304 - Indirect Admin Serv	376,116	374,397	374,397	374,397	374,397	374,397	-	0.00%	

Human Resources Department

Risk Management - Self-Insured Health Benefits

Division-Fund Budget by SubObject

Sub-Object - Name	FY 2020 Actuals	FY 2021 Adopted Budget	FY 2021 Amended Budget	FY 2021 Estimate	FY 2022 Department Requested	FY 2022 Budget Recommended	FY 2021 Adopted vs FY 2022 Budget Recommended	% Dif	Justification
4343 - Servchg-Info Sys	14,460	54,292	54,292	54,292	54,292	54,292	-	0.00%	
4404 - Fidelity Bonds	612	22	22	22	22	22	-	0.00%	
4407 - Emp Proceedings	672	655	655	655	655	655	-	0.00%	
4410 - General Liability	2,100	7,033	7,033	7,033	7,033	7,033	-	0.00%	
4431 - Pub Officials Liab	168	109	109	109	109	109	-	0.00%	
Operating Expenses	423,729	468,553	468,553	468,403	468,553	468,553	-	0.00%	
Risk Management - Self-Insured Health Benefits Total	959,373	968,627	968,627	1,009,479	1,001,476	1,001,476	32,849	3.39%	

Self Insurance

Self-Insured Health Benefits - Self-Insured Health Benefits

Division-Fund Budget by SubObject

Sub-Object - Name	FY 2020 Actuals	FY 2021 Adopted Budget	FY 2021 Amended Budget	FY 2021 Estimate	FY 2022 Department Requested	FY 2022 Budget Recommended	FY 2021 Adopted vs FY 2022 Budget Recommended	% Dif	Justification
2405 - Post Employment Health Obligation	-	2,400	2,400	2,400	2,400	2,400	-	0.00%	
Personal Services	-	2,400	2,400	2,400	2,400	2,400	-	0.00%	
3199 - Other Prof Serv	59,403	70,000	70,000	70,000	70,000	70,000	-	0.00%	Expense for benefits consultant and actuary for health plan. Both contracts expire in FY2021 and unknown vendors/pricing for FY2022.
3222 - Custodial Services	-	10,200	10,200	-	-	-	(10,200)	(100.00%)	Health Center cleaning expense part of rent.
3231 - Food Services	-	2,300	2,300	1,100	2,000	2,000	(300)	(13.04%)	Expense for health plan lunch and learn sessions
3249 - Security Services	240	600	600	600	500	500	(100)	(16.67%)	Expense for security alarm at Health Center.
3299 - Other Services	-	5,000	5,000	3,500	4,000	4,000	(1,000)	(20.00%)	Expense for wellness benefit education and health plan open enrollment items
3319 - Office Space Rent	71,766	75,000	75,000	79,482	76,200	76,200	1,200	1.60%	Expense for Health Center rent.
3401 - Computer Maint	-	125,000	125,000	125,000	107,000	107,000	(18,000)	(14.40%)	Expense for Benefits open enrollment data system.
3425 - Bldg Rep Materials	-	500	500	500	1,000	1,000	500	100.00%	Expense for Health Center office items.
3428 - Bldg Rep & Maint	3,250	1,000	1,000	1,000	3,500	2,250	1,250	125.00%	Expense for Health Center office items.
3601 - Electricity	380	2,000	2,000	500	400	400	(1,600)	(80.00%)	Expense for Health Center.
3613 - Special Delivery	-	50	50	50	50	50	-	0.00%	Expense for Health Plan admin.
3616 - Postage	-	50	50	50	50	50	-	0.00%	Expense for Health Plan admin.
3628 - Telephone/Cable TV	5,171	6,200	6,200	6,200	5,200	5,200	(1,000)	(16.13%)	Expense for Health Center.
3634 - Water/Sew/Storm	-	3,000	3,000	-	-	-	(3,000)	(100.00%)	Health Center expense part of rent.
3907 - Data Proc Supplies	-	-	-	100	-	-	-	0.00%	
3925 - Office Equip < \$5000	-	-	-	500	-	-	-	0.00%	
3926 - Furniture < \$5000	-	-	-	2,000	-	-	-	0.00%	
3928 - Office Supplies	6,026	2,000	2,000	2,000	5,000	2,000	-	0.00%	Expense for Health Plan admin.
3999 - Other Supplies	(5,651)	-	-	-	-	-	-	0.00%	
4113 - Memberships/ Dues	-	-	-	500	-	-	-	0.00%	
4299 - Other Contributions	5,812,618	6,247,640	6,247,640	6,247,640	6,760,680	6,760,680	513,040	8.21%	FOP health plan expense based upon union contract. Contract rate for FY2022 is 3 months at \$1,003 and 9 months at estimate of \$1,083 multiplied by estimated 530 FOP employees.

Self Insurance

Self-Insured Health Benefits - Self-Insured Health Benefits

Division-Fund Budget by SubObject

Sub-Object - Name	FY 2020 Actuals	FY 2021 Adopted Budget	FY 2021 Amended Budget	FY 2021 Estimate	FY 2022 Department Requested	FY 2022 Budget Recommended	FY 2021 Adopted vs FY 2022 Budget Recommended	% Dif	Justification
4355 - Servchg-Print Shop	-	-	-	4,500	-	-	-	0.00%	
4416 - Other Ins Charges	474	-	-	500	-	-	-	0.00%	
5130 - Health Ins Adm FF	1,929,024	2,137,897	2,137,897	2,137,897	2,258,400	2,258,400	120,503	5.64%	Expense for Health Plan admin and Stop Loss insurance. Contracts expire in FY2021 and unknown vendors/pricing for FY 2022.
5131 - Health Ins Claims	19,824,949	23,931,935	23,931,935	23,453,296	24,958,200	24,958,200	1,026,265	4.29%	Expense for Health Plan claims per actuary report (page 12).
5132 - Section 125 Benefits	29,727	34,271	34,271	34,271	40,000	31,000	(3,271)	(9.54%)	Expense for FSA and COBRA admin fees. Both contracts expire in FY2021 and unknown vendors/pricing for FY2022.
5135 - Other Carrier Premiums	292,122	455,438	455,438	455,438	330,000	320,500	(134,938)	(29.63%)	Expense for employee Life insurance and LTD benefits based upon payroll.
5139 - Health Supplement-Police	12,000	12,036	12,036	12,036	13,000	13,000	964	8.01%	FOP retiree health payment per Florida Statute 112.19(h) based upon estimated \$1,083 per month.
5140 - Dental Carrier Premiums	1,446,017	1,609,939	1,609,939	1,609,939	1,854,500	1,722,635	112,696	7.00%	Expense for Dental Plan insurance.
5199 - Other Self Ins Claim	1,157,639	1,180,791	1,180,791	1,180,791	1,228,000	1,204,407	23,616	2.00%	Expense for Health Center admin.
Operating Expenses	30,645,155	35,912,847	35,912,847	35,429,390	37,717,680	37,539,472	1,626,625	4.53%	
Self-Insured Health Benefits - Self-Insured Health Benefits Total	30,645,155	35,915,247	35,915,247	35,431,790	37,720,080	37,541,872	1,626,625	4.53%	

~ Notes ~



CITY OF FORT LAUDERDALE FY 2022 DEPARTMENT REQUEST

DRAFT

Transportation and Mobility



Transportation and Mobility Department

Department Description

The Transportation and Mobility Department (TAM) was formed in 2011 to strategically elevate transportation planning and policy to combine all modes of transportation within the City under one umbrella. Currently, the department includes two main operating Divisions: Parking Services and Transportation. The Parking Services Division (also encompasses Arts and Science District Division) includes customer service, parking enforcement, parking operations and maintenance, special events and security services. The Transportation Division includes transportation planning, traffic operations, maintenance of traffic and the community shuttle program. The Transportation and Mobility Administration Division is responsible for leading and maintaining the day-to-day operations of the department. The Division manages the administrative processes of the department as well as personnel and clerical duties in support of the primary operating divisions. The Department is focused on transforming the City into a vibrant multimodal connected community in alignment with the City's 2035 Vision Plan. By advancing policies and projects that promote an efficient and safe multimodal network, TAM can create a transportation ecosystem that works for all modes now and as the City grows.

Transportation and Mobility Department

FY 2022 Projected Organizational Chart

Total FTEs - 91

**TRANSP. & MOBILITY ADMIN
SUPPORT - 6**

PARKING SERVICES - 69

Parking Services Manager	1
Assistant Parking Services Manager	1
Business Operations Manager	1
Accounting Clerk	2
Administrative Assistant	1
Billing Specialist	2
Customer Service Representative	1
Customer Service Supervisor	1
Facilities Worker II	6
Grants and Special Projects Coordinator	1
Parking Enforcement Operations Supervisor	1
Parking Enforcement Shift Coordinator	2
Parking Enforcement Specialist	20
Parking Facility Maintenance Coordinator	2
Parking Facility Maintenance Supervisor	1
Parking Meter Software Support Specialist	1
Parking Meter Technician	7
Parking Meter Technician Trainee	3
Parking Revenue Supervisor	1
Project Manager II	1
Security Guard	4
Senior Administrative Assistant	2
Senior Billing Specialist	2
Senior Customer Service Representative	3
Senior Financial Administrator	1
Senior Parking Meter Technician	1

Director - Transportation and Mobility	1
Administrative Assistant	1
Senior Administrative Assistant	1
Senior Technology Strategist	1
Program Manager II*	1
Assistant to the Director	1

TRANSPORTATION - 13

Program Manager	1
Planner II	2
Planner III	1
Project Manager II	2
Senior Project Manager	2
Administrative Supervisor	1
Financial Administrator	1
Senior Administrative Assistant	1
Senior Management Analyst	1
Code Compliance Officer	1

COMMUNITY BUS - 2

Planner III	1
Transportation Manager	1

**ARTS & SCIENCE DISTRICT
GARAGE - 1**

Facilities Worker I	1
---------------------	---

FY 2021 Adopted	FY 2022 Projected	Difference
88	91	3

Transportation and Mobility Department General Fund



Transportation and Mobility Department

Transportation and Mobility Administrative Support

Division Description

The Administration Division is responsible for leading and maintaining the day-to-day operations of the department. The Division manages the administrative processes of the department as well as personnel and clerical duties.

FY 2021 Major Accomplishments

- Managed the administrative processes of the department as well as personnel and clerical duties in support of the primary operating divisions.

FY 2022 Major Projects and Initiatives

- Continue to manage the administrative processes of the department as well as personnel and clerical duties in support of the primary operating divisions.

Transportation and Mobility Department

Parking Services

Division Description

The Parking Services division manages, operates, and maintains approximately 11,000 parking spaces Citywide, including four garages, and 45 surface parking lots. Parking Services is dedicated to increasing sustainable parking initiatives at all facilities. The division also encompasses the Parking Customer Service Center, which provides our neighbors and guests with assistance regarding parking citations as well as information on parking programs. The team processes payments for parking citations and works collaboratively with the Broward County Clerk's Office in order to provide neighbors with the opportunity to appeal their citations. The division is currently implementing parking demand technologies to assist in reducing the environmental impact of drivers searching for available parking spaces and improve customer experience; new meter technology to increase the usage of credit/debit card payments; and a smartphone application linked with Global Positioning Systems (GPS) to assist drivers in locating nearby available spaces as well as informing drivers of the meter rates of those spaces. This technology, along with the License Plate Recognition (LPR) system, provides for targeted and efficient enforcement and increases public safety.

FY 2021 Major Accomplishments

- Implemented a proactive customer service philosophy by updating neighbors and the community about new parking projects and programs.
- Completed renovations at the North Galt Shops to include landscaping, lighting, and asphalt improvements.
- Introduced COVID-19 initiatives to help alleviate neighbor difficulties
 - Suspended parking enforcement collections
 - Provided traffic detail (Parking Enforcement staff) for COVID-19 related distribution events
 - Offered an outdoor business expansion program to facilitate with compliance to COVID regulations
 - Instituted a temporary \$10 flat fee for City operated parking locations
- Analyzed parking payment trends and as a result, implemented changes that reduced meter quantities and equipment cost as well as improved operational efficiencies.
- Created financial planning strategies that improved the reserve account and addressed capital and maintenance needs.
- Completed the procurement of a new multi-space and single-space meter vendor that reduced maintenance costs while applying new technologies such as contactless payment.
- Implemented a new rate structure Citywide that consolidated parking rates to three parking zones.
- Executed new parking permit and enforcement agreements with private entities such as the Las Olas Company to provide parking related services.

Transportation and Mobility Department

Parking Services, continued

- Launched a Fort Lauderdale Resident Rate program to provide a special parking rate for Fort Lauderdale residents.
- Converted additional parking permit programs to the existing digital platform to make permit purchases and renewals easier and more appealing for neighbors.

FY 2022 Major Projects and Initiatives

- Continue replacing existing meters with new meter technology provided by the new parking meter technology provider, IPS Group.
- Expand available parking inventory across the City by creating new relationships with private parking facilities and opening a new City public parking lot in the North Beach area.
- Improve existing parking facilities by implementing new sustainable improvements such as installing lighting upgrades and heat reflective asphalt.

Transportation and Mobility Department

Transportation

Division Description

The Transportation Division is charged with implementing the City's Fast Forward Fort Lauderdale Vision of being a multimodal, connected community by 2035, where the single occupancy vehicle is not the only choice, and Neighbors are able to walk, bike, and use transit to travel to their many destinations. The division is responsible for traffic and multi-modal service analysis, transportation planning and programming, program development and implementation, coordination with agency partners on roadway projects, maintenance of traffic (MOT), traffic calming practices, implementation of better ways to move vehicles and people, community bus program, Vehicle for Hire and coordination with area partners to create a more sustainable community while improving traffic flow in the City. Fiscal Year 2021 commenced with the Penny Surtax projects that will also be the responsibility of the Transportation Division. The Transportation Division will continue to include transit planning and operations, traffic engineering, transportation development review, and maintenance of traffic application reviews.

FY 2021 Major Accomplishments

- Continued implementation of annual Speed Radar Sign Program which provides traffic calming initiatives in requested neighborhoods where there are speeding concerns.
- Implemented an annual Bluetooth Sensor Program to gather traffic data and gain a better understanding of transportation networks to offer data driven solutions in addressing the improvement of traffic flow.
- Partnered with Broward County to leverage Surtax funding for projects and services within the City to include reinstating and improving Community Bus Routes and advancing key City projects such as South Ocean Drive Bridge replacement and NW 15th Avenue complete streets project.
- Partnered with the Las Olas Corridor Working Group on the Las Olas Corridor Mobility Plan to enhance the safety and mobility of the corridor. Improvements included enhancing crosswalks, making landscaping modifications, improving pedestrian lighting, making upgrades for Americans with Disabilities Act (ADA) compliance, and adding bicycle facilities.
- Contracted with a consultant to complete the LauderTrail Master Plan that identifies the location and concept design of a bicycle trail connecting various local and regional destinations within the City of Fort Lauderdale.
- Collaborated with the Public Works Department in completing the design of the Breakers Avenue Project in reimagining and improving safety, sustainability, and economic/community development.
- Improved the Maintenance of Traffic process which increased automation and improved compliance through enforcement and inspections.

Transportation and Mobility Department

Transportation, continued

- Restructured the City's Community Shuttle program with Broward County Transportation Surtax Funding by re-organizing its transit program to ensure compliance with local, regional and federal mandates as well as ramp up planning efforts to improve service post-pandemic:
 - Transitioned from a traditional Wave and Ride Service to a 'Fixed Route' service.
 - Transitioned the day-to-day management of the Community Shuttle program from the Downtown Fort Lauderdale Transportation Management Association to the City of Fort Lauderdale.
 - Presented the City Commission with the newly contracted operations and maintenance provider for Community Shuttle Service with Limousine of South Florida.
 - Presented the City Commission with the newly contracted operations and maintenance provider for the Riverwalk Water Trolley with Water Taxi of Fort Lauderdale LLC.
- Expanded the City's BlueToad Network to calculate travel time and speed in real-time which provides route management capabilities.
- Engaged in inter-Agency and inter-Department coordination efforts to address transit and transportation in and around the City of Fort Lauderdale.
- Completed construction on the first Fort Lauderdale Mobility Hub which improved mobility and connected people to various transportation options such as Brightline, regional express and local bus service by Broward County, shuttle service to Tri-Rail, and the Community Shuttle. Infrastructure improvements included wider sidewalks, shade trees, pedestrian lighting, dedicated bicycle facilities, and crosswalks, which supports mixed-use development.
- Collaborated with the Florida Department of Transportation (FDOT) to secure funding to complete the design and commence the construction of the Henry E. Kinney Tunnel Pedestrian Plaza. The proposed project will create a 117-foot extension of the tunnel top on the north side of Las Olas Boulevard which provides an additional area for a new pedestrian plaza that will include landscaping, pedestrian lighting, irrigation, seating and more.
- Completed the vision plan for the future of Las Olas Boulevard between Andrews Avenue and SR A1A to provide transportation options in a consistent theme. This process included significant public outreach and coordination and ended with a draft vision that balances the interests of the various stakeholders along the corridor.
- Awarded eight (8) Broward County Surtax funded projects within the Cycle 1 totaling more than \$9.4 million.
- Completed the construction of the Made to Move grant project by installing raised intersections with crosswalks on Flagler Drive at NE 2nd Avenue and NE 4th Avenue. The project also included installing bike parking to support active transportation and creative placemaking with painted intersections.
- Coordinated and assisted the Florida Department of Transportation (FDOT) with the planning, design and construction of 25 projects materializing within the City.

Transportation and Mobility Department

Transportation, continued

- Coordinated and assisted Broward County with the planning, design and construction of 10 projects occurring within the City via Surtax funding.
- Implemented Neighborhood Mobility Master Plan priority projects with the neighborhoods of Shady Banks, Tarpon River, Lake Ridge and Coral Ridge Country Club Estates.
- Coordinated with FDOT on the completion of the design of the Complete Streets improvements along Bayview Drive to add sidewalks, resurface the roadway, and add crosswalks to improve safe movement.
- Coordinated with FDOT and the Broward Metropolitan Planning Organization (MPO) on the completion of the design and commencing construction of the Transportation Investment Generating Economic Recovery (TIGER) Grant.
- Applied for two Complete Streets and Other Localized Initiatives Grants through the Broward MPO. The project included NE 26th Street between US1 and Bayview Drive and NE 15th Avenue between Sunrise Boulevard and the Middle River.

FY 2022 Major Projects and Initiatives

- Address the City Commission Top Priority “Transportation and Traffic” by advancing the following projects:
 - Breakers Avenue Streetscape Project
 - A1A Streetscape Project
 - The Las Olas Mobility Plan
 - Surtax funding opportunities
 - Micro-Transit Solutions
 - Urban Core Mobility Plan
- Identify a funding strategy for the Las Olas Mobility Plan and apply for funding as it becomes available.
- Complete the construction of the NW 15th Avenue Complete Streets project funded through Surtax funds.
- Participate in the SE 3rd Avenue Bridge multimodal feasibility and bridge design project with Broward County.
- Finalize the plans for the potential NW/NE 6th Street Mobility project in order to receive funding through the Broward MPO to implement the project.
- Continue to collaborate with the Florida Department of Transportation on projects that are being designed or constructed within the City of Fort Lauderdale to improve multimodal accommodations and safety.

Transportation and Mobility Department

Transportation, continued

- Continue to work with neighborhood associations to identify transportation concerns and identify potential solutions and funding as it becomes available.
- Implement neighborhood mobility projects to improve multimodal connectivity.
- Construct the Riverland Road Traffic Calming Project that was designed in FY 2021.
- Continue to research funding opportunities to advance transportation projects.
- Improve operations of Community Shuttle and Water Taxi services through:
 - Making Data Driven Decisions
 - Increasing Marketing and Public Outreach
 - Enhancing Capital Improvements (ADA-complaint Bus Stop installations)

Transportation and Mobility Department

Arts and Science District Garage

Division Description

The Transportation and Mobility Department is solely responsible for operations and maintenance of the parking garage located in the Arts and Science District. The Transportation and Mobility Department, Parking Services Division collects the revenue and manages the day-to-day operations of the parking garage. Any and all major projects and initiatives are determined by the garage owners, the Downtown Development Authority (DDA) and The Performing Arts Center Authority (PACA).

FY2021 Major Accomplishments



- Managed the day-to-day operations of the parking garage.

FY 2022 Major Projects and Initiatives

- Continue to manage the day-to-day operations of the parking garage.

Transportation and Mobility Department

Department Core Processes and Performance Measures

 INFRASTRUCTURE	<p>STRATEGIC GOALS</p> <p>Goal 2: Build a multi-modal and pedestrian friendly community.</p> <p>Goal 3: Build a healthy and engaging community.</p> <p>Goal 5: Build an attractive global and local economic community marketplace.</p>
 PUBLIC PLACES	
 BUSINESS DEVELOPMENT	

Department Core Process	Performance Measures	Objective	FY 2019 Actual	FY 2020 Actual	FY 2021 Target	FY 2021 Projected	FY 2022 Target
Provide quality customer service to our neighbors	Percentage of calls abandoned	At or Below Target	13.1%	12.9%	10.0%	15.0%	10.0%
	Average call handle time	At or Below Target	3:10	3:22	3:20	3:20	3:20
	Percent of citations paid online	At or Above Target	**	81.5%	83.0%	83.0%	83.0%
Manage and maintain a financially thriving parking operation	Percent of credit and pay-by-phone meter sale transactions	At or Above Target	**	84.47%	83.00%	85.00%	88.00%
	Percent of citations paid	At or Above Target	**	67.77%	85.00%	69.00%	85.00%
	Revenue per parking space	At or Above Target	**	\$223.81	\$245.00	\$230.00	\$245.00
Improve traffic flow while enhancing transportation options	Time spent on corridors (in seconds)	At or Below Target	**	209	200	387	370
	Number of detours per month	At or Below Target	**	46	45	55	45

Transportation and Mobility Department

Department Core Processes and Performance Measures, continued

Department Core Process	Performance Measures	Objective	FY 2019 Actual	FY 2020 Actual	FY 2021 Target	FY 2021 Projected	FY 2022 Target
Provide and manage a safe and accessible community shuttle operation	Revenue loss due to missed bus routes	At or Below Target	**	**	\$0	\$135	\$0
	Community bus shuttle complaints	At or Below Target	**	**	0	10	0
	Percent of riders per hour on the community bus	At or Above Target	9.88%	6.99%	5.00%	5.00%	7.00%

***New measure, historical information not available*

Transportation and Mobility Department - General Fund

Department Fund Financial Summary

Financial Summary - Funding Source

	FY 2020 Actuals	FY 2021 Adopted Budget	FY 2021 Estimate	FY 2022 Budget Recommended	FY 2021 Adopted Budget vs FY 2022 Budget Recommended	Percent Difference
General Fund - 001	\$ 3,931,216	3,416,739	3,474,582	3,901,268	484,529	14.2%
Total Funding	3,931,216	3,416,739	3,474,582	3,901,268	484,529	14.2%

Financial Summary - Program Expenditures

	FY 2020 Actuals	FY 2021 Adopted Budget	FY 2021 Estimate	FY 2022 Budget Recommended	FY 2021 Adopted Budget vs FY 2022 Budget Recommended	Percent Difference
Community Bus	1,188,686	1,354,570	1,614,062	1,745,622	391,052	28.9%
Transportation	2,742,530	2,062,169	1,860,520	2,155,646	93,477	4.5%
Total Expenditures	3,931,216	3,416,739	3,474,582	3,901,268	484,529	14.2%

Financial Summary - Category Expenditures

	FY 2020 Actuals	FY 2021 Adopted Budget	FY 2021 Estimate	FY 2022 Budget Recommended	FY 2021 Adopted Budget vs FY 2022 Budget Recommended	Percent Difference
Personal Services	812,536	1,409,363	1,366,178	1,798,926	389,563	27.6%
Operating Expenses	3,060,909	1,967,376	2,068,404	2,062,342	94,966	4.8%
Capital Outlay	57,771	40,000	40,000	40,000	-	0.0%
Total Expenditures	\$ 3,931,216	3,416,739	3,474,582	3,901,268	484,529	14.2%
Full Time Equivalent (FTEs)	9	12	15	15	3	25.0%

FY 2022 Major Variances


Personal Services

\$ 392,049 - Increase due to mid-year addition of three (3) positions to establish the Transportation Surtax Team: (2) Urban Planner II and (1) Urban Planner III (CAM 20-0685)

Operating Expenses

114,847- Increase in contribution towards the operation of the community bus service

Descriptions & Line Items By Division



Transportation and Mobility Department

Community Bus - General Fund

Division-Fund Budget by SubObject

Sub-Object - Name	FY 2020 Actuals	FY 2021 Adopted Budget	FY 2021 Amended Budget	FY 2021 Estimate	FY 2022 Department Requested	FY 2022 Budget Recommended	FY 2021 Adopted vs FY 2022 Budget Recommended	% Dif	Justification
1101 - Permanent Salaries	-	-	177,783	177,783	193,076	193,076	193,076	100.00%	Mid-year organization of the department. The Transportation Manager and Planner II positions were previously housed in the Transportation Division.
1401 - Car Allowances	-	-	4,080	4,080	7,080	7,080	7,080	100.00%	
1407 - Expense Allowances	-	-	1,440	1,440	-	-	-	0.00%	
2104 - Mileage Reimburse	-	-	500	500	-	-	-	0.00%	
2119 - Wellness Incentives	-	-	1,000	1,000	-	-	-	0.00%	
2210 - Pension - FRS	-	-	-	-	8,905	8,905	8,905	100.00%	
2299 - Pension - Def Cont	-	-	16,001	16,001	9,858	9,858	9,858	100.00%	
2301 - Soc Sec/Medicare	-	-	14,022	14,022	15,311	15,311	15,311	100.00%	
2401 - Disability Insurance	-	-	576	111	350	350	350	100.00%	
2402 - Life Insurance	-	-	128	276	137	137	137	100.00%	
2404 - Health Insurance	-	-	25,659	25,659	26,866	26,866	26,866	100.00%	
Personal Services	-	-	241,189	240,872	261,583	261,583	261,583	100.00%	
3201 - Ad/Marketing	-	1,000	5,500	5,500	-	-	(1,000)	(100.00%)	
3216 - Costs/Fees/Permits	-	-	320	320	320	320	320	100.00%	
3299 - Other Services	-	-	-	2,250	-	-	-	0.00%	
3516 - Printing Serv - Ext	-	-	2,000	1,000	2,000	2,000	2,000	100.00%	
3616 - Postage	-	-	200	200	200	200	200	100.00%	
3628 - Telephone/Cable TV	-	-	1,550	1,550	500	500	500	100.00%	
3907 - Data Proc Supplies	-	-	3,500	3,500	2,902	2,902	2,902	100.00%	Acela, Smart Sheet, Visio Pro, Zoom, Adobe Creative Cloud
3925 - Office Equip < \$5000	-	-	-	-	-	400	400	100.00%	
3928 - Office Supplies	-	-	300	300	300	300	300	100.00%	
4119 - Training & Travel	-	-	4,800	3,000	5,000	5,000	5,000	100.00%	
4204 - Oper Subsidies	953,909	1,108,570	1,108,570	1,108,570	1,223,417	1,223,417	114,847	10.36%	This is a reimbursable expense from the Broward County's gas tax contribution towards the operation of the Community Bus Trolleys. The increase is due to higher operating hourly contract.
4214 - Farebox Collection Subsidy	36,137	-	-	-	-	-	-	0.00%	
4299 - Other Contributions	198,640	245,000	245,000	245,000	245,000	245,000	-	0.00%	Parking Fund contribution towards the operation of the water trolley.

Transportation and Mobility Department

Community Bus - General Fund

Division-Fund Budget by SubObject

Sub-Object - Name	FY 2020 Actuals	FY 2021 Adopted Budget	FY 2021 Amended Budget	FY 2021 Estimate	FY 2022 Department Requested	FY 2022 Budget Recommended	FY 2021 Adopted vs FY 2022 Budget Recommended	% Dif	Justification
4355 - Servchg-Print Shop	-	-	4,000	2,000	4,000	4,000	4,000	100.00%	
Operating Expenses	1,188,686	1,354,570	1,375,740	1,373,190	1,483,639	1,484,039	129,469	9.56%	
Community Bus - General Fund Total	1,188,686	1,354,570	1,616,929	1,614,062	1,745,222	1,745,622	391,052	28.87%	

Transportation and Mobility Department

Transportation - General Fund

Division-Fund Budget by SubObject

Sub-Object - Name	FY 2020 Actuals	FY 2021 Adopted Budget	FY 2021 Amended Budget	FY 2021 Estimate	FY 2022 Department Requested	FY 2022 Budget Recommended	FY 2021 Adopted vs FY 2022 Budget Recommended	% Dif	Justification
1101 - Permanent Salaries	504,059	996,454	1,058,731	744,226	1,082,869	1,082,869	86,415	8.67%	Mid-year increase of (3) positions to establish the Transportation Surtax Team: (2) Urban Planner II and (1) Urban Planner III and decrease of (2) positions to the Community Bus Division.
1107 - Part Time Salaries	-	22,830	22,830	22,830	23,860	23,860	1,030	4.51%	
1113 - Vac Mgmt Conv	1,727	-	-	-	-	-	-	0.00%	
1119 - Payroll Accrual	17,165	-	-	(17,165)	-	-	-	0.00%	
1201 - Longevity Pay	3,894	-	-	-	-	-	-	0.00%	
1401 - Car Allowances	18,130	27,240	26,160	23,700	27,240	27,240	-	0.00%	
1407 - Expense Allowances	1,800	2,880	4,320	2,520	5,760	5,760	2,880	100.00%	
1413 - Cellphone Allowance	1,580	-	-	5,100	-	-	-	0.00%	
1501 - Overtime 1.5X Pay	228	-	-	-	-	-	-	0.00%	
1707 - Sick Termination Pay	11,808	-	-	-	-	-	-	0.00%	
1710 - Vacation Term Pay	34,671	-	-	-	-	-	-	0.00%	
2104 - Mileage Reimburse	90	1,000	500	-	-	-	(1,000)	(100.00%)	
2119 - Wellness Incentives	1,500	5,000	4,000	4,000	1,500	1,500	(3,500)	(70.00%)	
2204 - Pension - General Emp	20,169	24,393	24,393	24,393	16,806	16,806	(7,587)	(31.10%)	
2210 - Pension - FRS	-	-	-	-	62,066	62,066	62,066	100.00%	
2290 - Pension - Other	-	-	-	-	2,540	2,540	2,540	100.00%	
2299 - Pension - Def Cont	47,387	79,421	85,025	72,274	38,242	38,242	(41,179)	(51.85%)	
2301 - Soc Sec/Medicare	42,351	78,531	83,324	58,841	85,366	85,366	6,835	8.70%	
2304 - Supplemental FICA	-	1,700	1,700	1,700	1,830	1,830	130	7.65%	
2307 - Year End FICA Accr	1,364	-	-	(1,364)	-	-	-	0.00%	
2401 - Disability Insurance	1,177	2,860	3,062	3,062	1,357	1,357	(1,503)	(52.55%)	
2402 - Life Insurance	260	719	763	762	769	769	50	6.95%	
2404 - Health Insurance	71,294	119,700	133,797	133,797	140,503	140,503	20,803	17.38%	
2410 - Workers' Comp	9,468	7,157	7,157	7,152	7,157	7,157	-	0.00%	
9237 - Transfer Out to Special Obligation Bonds	22,414	39,478	39,478	32,352	39,478	39,478	-	0.00%	
9239 - Transfer Out to Special Obligation Bonds Refinance	-	-	-	7,126	-	-	-	0.00%	
Personal Services	812,536	1,409,363	1,495,240	1,125,306	1,537,343	1,537,343	127,980	9.08%	

Transportation and Mobility Department

Transportation - General Fund

Division-Fund Budget by SubObject

Sub-Object - Name	FY 2020 Actuals	FY 2021 Adopted Budget	FY 2021 Amended Budget	FY 2021 Estimate	FY 2022 Department Requested	FY 2022 Budget Recommended	FY 2021 Adopted vs FY 2022 Budget Recommended	% Dif	Justification
3104 - Arch/Eng Serv	35,032	40,000	40,000	40,000	40,000	40,000	-	0.00%	Funding is for traffic studies that come about through the Development Review Committee (DRC) process. The customer/contractor will pay the City for the study. A payment in the amount of \$4,000 (average cost of a study) is collected in advance of the work. The City hires an outside consultant to perform the study and pays the consultant from the funds received. Once study is completed any unused funds are returned to the customer/contractor that paid.
3199 - Other Prof Serv	691,350	25,000	75,000	75,000	25,000	25,000	-	0.00%	Funding for outside consultant to review cost estimates for surtax projects, this is required by the County.
3201 - Ad/Marketing	2,364	15,500	13,400	13,400	6,500	6,500	(9,000)	(58.06%)	Funding for public outreach meeting ads; legal notices; promotional materials to educate the public about planned projects, construction impacts, and timeliness; development of bike/pedestrian program materials.
3216 - Costs/Fees/Permits	3,000	1,120	800	800	-	-	(1,120)	(100.00%)	
3222 - Custodial Services	6,014	3,125	3,125	3,125	3,476	3,476	351	11.23%	Division share of office janitorial costs at the 290 administration building.
3231 - Food Services	-	100	100	100	100	100	-	0.00%	
3243 - Prizes & Awards	100	150	150	150	150	150	-	0.00%	
3299 - Other Services	9,738	20,000	70,000	70,000	-	20,000	-	0.00%	This funding is spent on utility boxes wraps as a neighborhood beautification.
3304 - Office Equip Rent	3,169	5,000	5,000	2,876	5,000	5,000	-	0.00%	Share costs of the copier used by the Transportation Division.
3434 - Imp Rep Materials	4,666	-	-	-	-	-	-	0.00%	
3437 - Imp Rep & Maint	46,218	15,000	15,000	15,000	-	15,000	-	0.00%	Bluetooth Sensor Program, Annual Speed Radar Sign Program
3513 - Photography	170	-	-	-	-	-	-	0.00%	
3516 - Printing Serv - Ext	-	4,000	4,400	4,400	4,400	4,000	-	0.00%	Outsourced printing of maps, flyers, program brochures, public documents, and informational posters when not possible to print through our in-house resources.

Transportation and Mobility Department

Transportation - General Fund

Division-Fund Budget by SubObject

Sub-Object - Name	FY 2020 Actuals	FY 2021 Adopted Budget	FY 2021 Amended Budget	FY 2021 Estimate	FY 2022 Department Requested	FY 2022 Budget Recommended	FY 2021 Adopted vs FY 2022 Budget Recommended	% Dif	Justification
3601 - Electricity	1,193	4,400	4,400	4,400	1,300	1,300	(3,100)	(70.45%)	
3613 - Special Delivery	9	-	-	-	-	-	-	0.00%	
3616 - Postage	60	600	400	400	500	500	(100)	(16.67%)	
3628 - Telephone/Cable TV	9,783	8,400	8,350	8,350	8,350	8,350	(50)	(0.60%)	
3634 - Water/Sew/Storm	340	3,000	3,000	3,000	400	400	(2,600)	(86.67%)	
3801 - Gasoline	25	-	-	-	-	-	-	0.00%	
3907 - Data Proc Supplies	7,260	23,239	22,739	22,739	18,596	18,596	(4,643)	(19.98%)	Annual renewals and new employee software licenses such as Synchro, Adobe Create Cloud, Adobe Acrobat Pro, GIS Software, Smart Sheet, Acela License, MicroStation, VisioPro, Zoom
3916 - Janitorial Supplies	44	1,800	1,800	1,800	1,800	1,800	-	0.00%	Transportation Division share of the janitorial supplies costs of the 290 administration building
3925 - Office Equip < \$5000	-	9,000	18,000	18,000	9,000	2,600	(6,400)	(71.11%)	
3928 - Office Supplies	896	4,800	6,300	6,300	4,300	4,300	(500)	(10.42%)	Cost of poster boards, public meeting drawing supplies, markers, chalk, oversize flip chart paper pads, and share of general office supplies for the Transportation Division workgroup.
3940 - Safety Shoes	-	125	125	125	-	-	(125)	(100.00%)	
3946 - Tools/Equip < \$5000	-	56,250	56,250	56,250	-	56,250	-	0.00%	Bluetooth Sensor Program
3949 - Uniforms	-	500	500	500	-	-	(500)	(100.00%)	
3999 - Other Supplies	3,428	19,686	19,686	19,686	7,780	7,780	(11,906)	(60.48%)	Purchases for multiple supplies are posted to this sub-object such as: Radar Signs batteries, signs supplies, radar signs license, traffic safety supplies, paint, bike racks, and other operational needed supplies.
4119 - Training & Travel	11,334	24,200	26,200	5,000	28,600	28,600	4,400	18.18%	
4204 - Oper Subsidies	545,833	-	-	-	-	-	-	0.00%	
4299 - Other Contributions	150,078	-	-	-	-	-	-	0.00%	
4343 - Servchg-Info Sys	233,076	233,344	233,344	233,340	233,344	233,344	-	0.00%	
4346 - Servchg-Pking Sys	63,290	62,778	62,778	62,784	-	62,778	-	0.00%	Parking administration salaries
4355 - Servchg-Print Shop	2,656	8,000	4,000	4,000	4,000	4,000	(4,000)	(50.00%)	
4361 - Servchg-Pub Works	14,877	-	-	-	-	-	-	0.00%	
4372 - Servchg-Fleet Replacement	-	-	-	-	2,879	2,879	2,879	100.00%	


Transportation and Mobility Department

Transportation - General Fund

Division-Fund Budget by SubObject

Sub-Object - Name	FY 2020 Actuals	FY 2021 Adopted Budget	FY 2021 Amended Budget	FY 2021 Estimate	FY 2022 Department Requested	FY 2022 Budget Recommended	FY 2021 Adopted vs FY 2022 Budget Recommended	% Dif	Justification
4373 - Servchg-Fleet O&M	-	-	-	-	1,911	1,911	1,911	100.00%	
4407 - Emp Proceedings	2,424	1,179	1,179	1,179	1,179	1,179	-	0.00%	
4410 - General Liability	7,536	12,660	12,660	12,660	12,660	12,660	-	0.00%	
4416 - Other Ins Charges	5,280	3,198	3,198	3,198	3,198	3,198	-	0.00%	
4428 - Prop/Fire Insurance	9,600	5,775	5,775	5,775	5,775	5,775	-	0.00%	
4431 - Pub Officials Liab	1,380	877	877	877	877	877	-	0.00%	
Operating Expenses	1,872,223	612,806	718,536	695,214	431,075	578,303	(34,503)	(5.63%)	
6416 - Vehicles	24,919	-	-	-	-	-	-	0.00%	
6499 - Other Equipment	32,852	40,000	40,000	40,000	40,000	40,000	-	0.00%	Speed Radar Sign Program
Capital Outlay	57,771	40,000	40,000	40,000	40,000	40,000	-	0.00%	
Transportation - General Fund Total	2,742,530	2,062,169	2,253,776	1,860,520	2,008,418	2,155,646	93,477	4.53%	

FY 2022 Decision Package Requests



FY 2022 Decision Package Summary

Transportation and Mobility Department - 001 General Fund

Priority	Request Type	Title of Request	# of Positions	Year 1 Net Cost	Year 2 Net Cost (Ongoing)
1	Program - New	Community Shuttle Program Operating Needs	-	40,500	28,000
2	Program - New	Traffic Engineering, Planning, and Coordination Software	-	30,000	28,000
3	Program - New	McNab Bridge Project Contribution	-	500,000	-
4	Program - New	Annual Speed Humps Installations	-	100,000	100,000
5	Program - Revised	Annual Radar Sign Program Additional Funding Request	-	40,000	40,000
6	Program - New	Implementation of Neighborhood Multimodal Small Projects	-	51,186	-
7	Program - New	Urban Core Mobility Plan	-	150,000	-
8	Program - New	Sidewalk Master Plan	-	150,000	-
9	Position Request - New	T107-Moving position from Parking to General Fund	1.00	129,957	131,894
10	Reduction	Reduction in Surtax Team Personnel	(2.00)	(200)	(1,768)
			(1.00)	\$1,191,443	\$326,126

FY 2022 Decision Package Form

Transportation and Mobility Department

Priority Number: 1
Title of Request: Community Shuttle Program Operating Needs
Request Type: Program - New

New Position(s) Requested:	Position(s) Eliminated:	Change in Part-Time:	Total Change in FTEs:
0.00	0.00	0.00	0.00

Basis of Justification: Improvement, revenue generating, mandated, cost reduction, workload change. Please state what will be the consequence if this request is not funded?

National Transit Database Mandatory Audit - \$12,500

In October 2020, the City of Fort Lauderdale (City) took over the management of the Community Shuttle Service from the Downtown Fort Lauderdale Transportation Management Association (TMA). With this change, the Federal Transit Administration (FTA) requires the City to have an independent auditor to determine if its accounting system used to report information in the National Transit Database (NTD) meets FTA requirements. After the review, the City must submit an Independent Auditor Statement for Financial Data to FTA, which must be updated every 10 years. Without this funding for auditing services, the City will fail to meet federal reporting mandates which can lead to the denial of future grant allocations from the FTA.

Community Shuttle Tracking and Evaluation Software - \$11,000

This funding will be used to purchase two subscription-based software – one with operational focus and another with planning applications. The first software (Remix Transit) provides real-time tracking of vehicles through GPS technology. This real-time vehicle information can be viewed by passengers through a branded mobile app, which also functions as a trip planner. The second software is an easy to use, cloud-based planning platform that provides a holistic evaluation of various transit scenarios – its impacts, costs, etc. crucial in decision-making and building consensus among stakeholders. It also draws out from various data sources that promotes a data-driven approach in strategic planning. Both of these programs have a customer-focused approach in operations and planning, ensuring that decisions are catered to the existing needs of passengers and community. It would be challenging to make informed decisions about service changes without these programs.

Rebranding and Marketing of New Community Shuttle Program - \$17,000

In October 2020, the City of Fort Lauderdale took over the management of the Community Shuttle Service from the Downtown Fort Lauderdale Transportation Management Association (TMA). With this change, the City is assuming all the previous activities performed by the TMA, which includes marketing and public outreach. This transition prompted a change in the name and overall look of the service aligned with the City of Fort Lauderdale's branding. The additional funding then will be used towards activities such as but not limited to: (1) Public outreach to involve passengers and community in the decision-making process regarding stop and shelter placement and route re-alignment to ensure transit equity, accessibility, and safety in compliance with the Americans with Disabilities Act of 1990. Costs related to this activity includes launching of survey and community campaigns, printing of materials for public hearings, consulting with community outreach experts, etc. (2) Development of marketing materials which includes the following: distributing newsletters and press release, wrapping of vehicles and vessels, and replacing signage, brochures and marking to reflect new branding. These materials aim to educate the public about the new service changes and enhance familiarity of the City's Community Shuttle Service. (3) Engagement of the local community by partnering with local businesses and community service organizations in promoting the City's transit services. Without the additional marketing funding, it would be challenging for the City to build ridership required by its various funding sources.

Performance Measures:

Measure Description	Next Year Target	Next Year Target with Modification
Complaints per Month	10	5
Riders per Hour	5	7

Strategic Connections:

Focus Area: Infrastructure
 Goal: Infrastructure - Multi modal and Pedestrian
 Objective: IN-10 Improve roads, sidewalks, and trails to prioritize a safer, more walkable and bikeable community
 Source of Justification: Press Play Fort Lauderdale 2024, A 5-Year Strategic Plan

Funding Requests:

Index	Sub Object	SubObject Title	Cost Description	Budget Request	Year 2 (Ongoing)
-------	------------	-----------------	------------------	----------------	------------------

FY 2022 Decision Package Form

Transportation and Mobility Department

Funding Requests:

Index	Sub Object	SubObject Title	Cost Description	Budget Request	Year 2 (Ongoing)
Expenditures					
TAM060101	3199	Other Prof Serv	External Audit NTD Required (10 years)	12,500	-
TAM060101	3201	Ad/Marketing	Rebranding and Marketing of the New Community Shuttle Program	17,000	17,000
TAM060101	3907	Data Proc Supplies	Community Shuttle Tracking and Evaluation Software	11,000	11,000
Total Expenditures				40,500	28,000
Net				\$40,500	\$28,000

Funding Impacts (Net):

Fund	Budget Request	Year 2 (Ongoing)
General Fund	40,500	28,000

FY 2022 Decision Package Form

Transportation and Mobility Department

Priority Number: 2
Title of Request: Traffic Engineering, Planning, and Coordination Software
Request Type: Program - New

New Position(s) Requested:	Position(s) Eliminated:	Change in Part-Time:	Total Change in FTEs:
0.00	0.00	0.00	0.00

Basis of Justification: Improvement, revenue generating, mandated, cost reduction, workload change. Please state what will be the consequence if this request is not funded?

The software requested for purchase is a traffic engineering/planning/coordination module focused on assisting with new street design concepts and using data to inform decisions. This request will also continue funding a real time analysis transit software purchased in FY 2021 through grant funds. The software core data platform enables three distinct workflows to show real-time analysis for proposed roadway changes to transportation professionals, decision-makers, and the public. By pulling data insights into the decision making process, local governments can design better transportation networks, safer, more multimodal streets, and seamless integration between public and private transportation. The benefits of this module implementation include: (1) Ease in the creation of proposed street design prototypes, from simple to complex, street scenarios in an immersive plan view experience; (2) The ability to better reflect current or future conditions of the road; (3) Custom data which allow users to understand and respond to how the community needs interact with existing conditions; and (4) Real time demographic impact analysis using the latest US Census data from the American Community Survey. This will assist the division and department in making and presenting true data driven decisions on design concepts and real-time impacts in presentations to the Commission and the general public.

Performance Measures:

Measure Description	Next Year Target	Next Year Target with Modification
Improve Q-Alert Responsiveness	90	65

Strategic Connections:

Focus Area: Infrastructure
 Goal: Infrastructure - Multi modal and Pedestrian
 Objective: IN-10 Improve roads, sidewalks, and trails to prioritize a safer, more walkable and bikeable community
 Source of Justification: Press Play Fort Lauderdale 2024, A 5-Year Strategic Plan

Funding Requests:

Index	Sub Object	SubObject Title	Cost Description	Budget Request	Year 2 (Ongoing)
Expenditures					
TAM040102	3907	Data Proc Supplies	Software implementation and annual subscription	30,000	28,000
Total Expenditures				30,000	28,000
Net				\$30,000	\$28,000

Funding Impacts (Net):

Fund	Budget Request	Year 2 (Ongoing)
General Fund	30,000	28,000

FY 2022 Decision Package Form

Transportation and Mobility Department

Priority Number: 3
Title of Request: McNab Bridge Project Contribution
Request Type: Program - New

New Position(s) Requested:	Position(s) Eliminated:	Change in Part-Time:	Total Change in FTEs:
0.00	0.00	0.00	0.00

Basis of Justification: Improvement, revenue generating, mandated, cost reduction, workload change. Please state what will be the consequence if this request is not funded?

The Transportation and Mobility Department is requesting \$500,000 to contribute to the McNab Bridge project managed by the City of Pompano Beach to raise the bridge in order to improve waterway connectivity. The City of Pompano Beach is undergoing a bridge rehabilitation project for the McNab Bridge and is willing to collaborate with the City of Fort Lauderdale in order to raise the bridge as a part of the project. By raising the McNab Bridge by four (4) feet, more vessels will be able to travel underneath the bridge to benefit the marine industry and improve waterway connectivity between the two municipalities.

Performance Measures:

Measure Description	Next Year Target	Next Year Target with Modification

Strategic Connections:

Focus Area: Infrastructure
 Goal: Infrastructure - Multi modal and Pedestrian
 Objective: IN-1 Proactively maintain our water, wastewater, stormwater, road, and bridge infrastructure
 Source of Justification: 2035 Vision Plan: Fast Forward Fort Lauderdale

Funding Requests:

Index	Sub Object	SubObject Title	Cost Description	Budget Request	Year 2 (Ongoing)
Expenditures					
TAM040102	4299	Other Contributions		500,000	-
Total Expenditures				500,000	-
Net				\$500,000	\$-

Funding Impacts (Net):

Fund	Budget Request	Year 2 (Ongoing)
General Fund	500,000	-

FY 2022 Decision Package Form

Transportation and Mobility Department

Priority Number: 4
Title of Request: Annual Speed Humps Installations
Request Type: Program - New

New Position(s) Requested:	Position(s) Eliminated:	Change in Part-Time:	Total Change in FTEs:
0.00	0.00	0.00	0.00

Basis of Justification: Improvement, revenue generating, mandated, cost reduction, workload change. Please state what will be the consequence if this request is not funded?

In order to meet the growing list of warranted speed hump requests made by our neighbors, the Transportation and Mobility Department is requesting a recurring \$100,000 to install 40 speed cushions in neighborhoods throughout the City and satisfy this growing list of requests. Request to install speed humps are the most common type of neighbor request that we receive throughout the year. With this increasing trend we will not be able to meet this demand unless funding is secured for the installation of speed humps. The cost for each speed hump includes parts and installation charges from the Public Works road services team.

The list of upcoming speed hump requests include: Lauderdale Manors, Beverly Heights, Riverside Park, Imperial Point, Coral Ridge Country Club Estate, Harbor Beach Homeowners Association, Sunrise Intercoastal, Poinciana Park, Middle River Terrace, South Middle River, River Oaks, Rio Vista Civic Association, and Croissant Park. The list is not prioritized as we take care of the requests according to the funding we have each year and the scalation of the request (usually by the CMO, Commissioners, etc.).

Performance Measures:

Measure Description	Next Year Target	Next Year Target with Modification
New Speed Humps	0	40

Strategic Connections:

Focus Area: Neighborhood Enhancement
 Goal: Public Safety - Safe and Well-prepared Community
 Objective: IN-10 Improve roads, sidewalks, and trails to prioritize a safer, more walkable and bikeable community
 Source of Justification: Press Play Fort Lauderdale 2024, A 5-Year Strategic Plan

Funding Requests:

Index	Sub Object	SubObject Title	Cost Description	Budget Request	Year 2 (Ongoing)
Expenditures					
TAM040102	3437	Imp Rep & Maint		100,000	100,000
Total Expenditures				100,000	100,000
Net				\$100,000	\$100,000

Funding Impacts (Net):

Fund	Budget Request	Year 2 (Ongoing)
General Fund	100,000	100,000

FY 2022 Decision Package Form

Transportation and Mobility Department

Priority Number: 5
Title of Request: Annual Radar Sign Program Additional Funding Request
Request Type: Program - Revised

New Position(s) Requested:	Position(s) Eliminated:	Change in Part-Time:	Total Change in FTEs:
0.00	0.00	0.00	0.00

Basis of Justification: Improvement, revenue generating, mandated, cost reduction, workload change. Please state what will be the consequence if this request is not funded?

Due to increasing costs and the need for maintenance of our existing radar signs we are requesting additional funding for this program. The software in our operating signs have not been updated in over three years, due to the software's discontinuation. The additional funds would allow us to update these signs as well as install more radar signs to assist in traffic calming throughout more neighborhoods. This will create more accurate data collection, and a more efficient data collection process, due to the speeds and behaviors being tracked in the cloud. As the budget stands now, we can only comfortably install six signs per year with the full concrete kit, pole and radar sign kit. The increase budget would allow for us to install up to ten new radar signs. The larger the number of signs we have installed, the better equip our city will be to provide data collection justifications to support traffic calming claims requests by having the documentation and proven tracking data at our disposal. This item should be increased to allow for additional maintenance needs for speed radar signs. The existing conditions of the speed radar signs are out of date. According to our providing vendor, the software in our operating signs have not been updated in over three years, the software of these signs has been discontinued.

Performance Measures:

Measure Description	Next Year Target	Next Year Target with Modification
Decrease in Average Daily Speeds	0	10%
Decrease in number of vehicles	0	20%

Strategic Connections:

Focus Area: Public Safety
Goal: Infrastructure - Multi modal and Pedestrian
Objective: IN-10 Improve roads, sidewalks, and trails to prioritize a safer, more walkable and bikeable community
Source of Justification: Press Play Fort Lauderdale 2024, A 5-Year Strategic Plan

Funding Requests:

Index	Sub Object	SubObject Title	Cost Description	Budget Request	Year 2 (Ongoing)
Expenditures					
TAM040102	3437	Imp Rep & Maint	Request to increase existing maintenance program from \$10K to \$30K annually	20,000	20,000
TAM040102	6499	Other Equipment	Request to increase existing approved program from \$40K to \$60K	20,000	20,000
Total Expenditures				40,000	40,000
Net				\$40,000	\$40,000

Funding Impacts (Net):

Fund	Budget Request	Year 2 (Ongoing)
General Fund	40,000	40,000

FY 2022 Decision Package Form

Transportation and Mobility Department

Funding Impacts (Net):

Fund	Budget Request	Year 2 (Ongoing)
General Fund	40,000	40,000

FY 2022 Decision Package Form

Transportation and Mobility Department

Priority Number: 6
Title of Request: Implementation of Neighborhood Multimodal Small Projects
Request Type: Program - New

New Position(s) Requested:	Position(s) Eliminated:	Change in Part-Time:	Total Change in FTEs:
0.00	0.00	0.00	0.00

Basis of Justification: Improvement, revenue generating, mandated, cost reduction, workload change. Please state what will be the consequence if this request is not funded?

Transportation and Mobility received many requests for improvements to the transportation network from neighborhoods. The Department keeps a log of all outstanding unfunded needs and develops grants and funding requests based on those needs. Many of those requests are small needs that do not qualify for CIPs and are not large enough for a grant. It is being requested that several of the small outstanding multimodal needs be funded for design and implementation. These projects will be quick wins for mobility creating missing connections and improving safety. 1) Riverside park \$36,260-SW 9th Street sidewalks (SW 15th Avenue to Stranahan High) & SW15th Avenue sidewalks (SW 9th Street to SW 7th Street missing gap). 2) Middle River Terrace \$14,926-NE 16th Street (High School to NE 5th Terrace \$5,926) & NE 16th Court (NE 5th Terrace to Old Dixie) Speed Humps \$9,000. There is an outstanding need for these types projects within many neighborhoods. It is requested that this is a reoccurring funding source to address these types of small mobility projects.

Performance Measures:

Measure Description	Next Year Target	Next Year Target with Modification
New Ped/Bike Connections	0	2

Strategic Connections:

Focus Area: Infrastructure
Goal: Infrastructure - Multi modal and Pedestrian
Objective: IN-10 Improve roads, sidewalks, and trails to prioritize a safer, more walkable and bikeable community
Source of Justification: Press Play Fort Lauderdale 2024, A 5-Year Strategic Plan

Funding Requests:

Index	Sub Object	SubObject Title	Cost Description	Budget Request	Year 2 (Ongoing)
Expenditures					
TAM040101	3299	Other Services		51,186	-
Total Expenditures				51,186	-
Net				\$51,186	\$-

Funding Impacts (Net):

Fund	Budget Request	Year 2 (Ongoing)
General Fund	51,186	-

FY 2022 Decision Package Form

Transportation and Mobility Department

Priority Number: 7
Title of Request: Urban Core Mobility Plan
Request Type: Program - New

New Position(s) Requested:	Position(s) Eliminated:	Change in Part-Time:	Total Change in FTEs:
0.00	0.00	0.00	0.00

Basis of Justification: Improvement, revenue generating, mandated, cost reduction, workload change. Please state what will be the consequence if this request is not funded?

The City Commission identified an Annual Commission Priority of Transportation and Traffic with a Theme to address local traffic holistically with an emphasis on creating a downtown urban core where cars are not required. In order to accomplish this goal, a comprehensive mobility study needs to be completed that looks at barriers to being able move about the downtown core without using a car. Items will include both infrastructure and operational policies that hinder that goal. Elements will include walk audits to identify infrastructure needs, micromobility support needs, signal operations, shade needs, transit needs, bicycle needs and other policies like no turns on red. Without this analysis to measure the current state of the transportation system and the needed improvements to prioritize, it will be difficult to make the meaningful change necessary to create a downtown where a car is not needed.

Performance Measures:

Measure Description	Next Year Target	Next Year Target with Modification

Strategic Connections:

Focus Area: Infrastructure
 Goal: Infrastructure - Multi modal and Pedestrian
 Objective: IN-10 Improve roads, sidewalks, and trails to prioritize a safer, more walkable and bikeable community
 Source of Justification: Commission Priorities

Funding Requests:

Index	Sub Object	SubObject Title	Cost Description	Budget Request	Year 2 (Ongoing)
Expenditures					
TAM040101	3199	Other Prof Serv		150,000	-
Total Expenditures				150,000	-
Net				\$150,000	\$-

Funding Impacts (Net):

Fund	Budget Request	Year 2 (Ongoing)
General Fund	150,000	-

FY 2022 Decision Package Form

Transportation and Mobility Department

Priority Number: 8
Title of Request: Sidewalk Master Plan
Request Type: Program - New

New Position(s) Requested:	Position(s) Eliminated:	Change in Part-Time:	Total Change in FTEs:
0.00	0.00	0.00	0.00

Basis of Justification: Improvement, revenue generating, mandated, cost reduction, workload change. Please state what will be the consequence if this request is not funded?

This requested Sidewalk Master Plan will identify gaps in sidewalk and prioritize those gaps. Transportation and Mobility receives many requests to infill missing sidewalk gaps through the HOAs and the Q-alert process but there is such a great need that it is critical to develop a master plan with prioritization based criteria to provide an implementation plan for the city to move forward making small win pedestrian improvements. The intent is to look at missing gaps with priorities around schools, parks, streets with high crash numbers, and high volume and speed roads. The plan will help the city to manage the many needs and requests in a more organized manner. Currently the list is reactionary and not planned based on needs. It will prepare the city for future funding requests through grants and other resources.

Performance Measures:

Measure Description	Next Year Target	Next Year Target with Modification

Strategic Connections:

Focus Area: Infrastructure
 Goal: Infrastructure - Multi modal and Pedestrian
 Objective: IN-10 Improve roads, sidewalks, and trails to prioritize a safer, more walkable and bikeable community
 Source of Justification: Press Play Fort Lauderdale 2024, A 5-Year Strategic Plan

Funding Requests:

Index	Sub Object	SubObject Title	Cost Description	Budget Request	Year 2 (Ongoing)
Expenditures					
TAM040101	3199	Other Prof Serv		150,000	-
Total Expenditures				150,000	-
Net				\$150,000	\$-

Funding Impacts (Net):

Fund	Budget Request	Year 2 (Ongoing)
General Fund	150,000	-

FY 2022 Decision Package Form

Transportation and Mobility Department

Priority Number: 9
Title of Request: T107-Moving position from Parking to General Fund
Request Type: Position Request - New

New Position(s) Requested:	Position(s) Eliminated:	Change in Part-Time:	Total Change in FTEs:
1	(1)	0.00	0.00

Basis of Justification: Improvement, revenue generating, mandated, cost reduction, workload change. Please state what will be the consequence if this request is not funded?

Currently within the Transportation and Mobility Department there is a Grants and Special Projects Coordinator (T107) that is dedicated to the management of the Department's grants and miscellaneous special projects. This position is currently funded by the Parking Fund. However, with the operational changes to the City's Community Shuttle program and high priority projects that remain unfunded (Such as the Las Olas Mobility Improvements and LauderTrail) there is a need to dedicate this position entirely to the Transportation Division and re-assign it's funding source from the Parking Fund to the General Fund. By dedicating this resource to the general fund, we will be able to seek more funding opportunities for these projects and effectively manage more than \$6.5 million dollars currently awarded for Transportation initiatives.

Performance Measures:

Measure Description	Next Year Target	Next Year Target with Modification

Strategic Connections:

Focus Area: Internal Support
 Goal: Internal Support - Leading Government Organization
 Objective: IS-6 Maintain financial integrity through sound budgeting practices, prudent fiscal management, cost effective operations and long-term financial planning
 Source of Justification: None

Position Requests:

Position Type	Job Code	Job Description	Count	Budgeted Salary and Benefits
Add Position	FP013	Grants and Special Projects Coordinator	1	\$129,757
Removed Position	FP013	Grants and Special Projects Coordinator	(1)	
Totals			0	\$129,757

Funding Requests:

Index	Sub Object	SubObject Title	Cost Description	Budget Request	Year 2 (Ongoing)
Expenditures					
TAM060101	1101	Permanent Salaries	Grants and Special Projects Coordinator	84,477	85,967
TAM060101	1401	Car Allowances	Grants and Special Projects Coordinator	3,000	3,000
TAM060101	2204	Pension - General Emp	Grants and Special Projects Coordinator	18,749	19,080
TAM060101	2301	Soc Sec/Medicare	Grants and Special Projects Coordinator	6,692	6,806
TAM060101	2402	Life Insurance	Grants and Special Projects Coordinator	60	62
TAM060101	2404	Health Insurance	Grants and Special Projects Coordinator	14,379	14,379
TAM060101	4119	Training & Travel	Grants and Special Projects Coordinator	2,400	2,400
TAM060101	3925	Office Equip < \$5000	office equip	200	200
Total Expenditures				129,957	131,894

FY 2022 Decision Package Form

Transportation and Mobility Department

Funding Requests:

Index	Sub Object	SubObject Title	Cost Description	Budget Request	Year 2 (Ongoing)
			Net	\$129,957	\$131,894

Funding Impacts (Net):

Fund	Budget Request	Year 2 (Ongoing)
General Fund	129,957	131,894

FY 2022 Decision Package Form

Transportation and Mobility Department

Priority Number: 10
Title of Request: Reduction in Surtax Team Personnel
Request Type: Reduction

New Position(s) Requested:	Position(s) Eliminated:	Change in Part-Time:	Total Change in FTEs:
0.00	(2)	0.00	(2)

Basis of Justification: Improvement, revenue generating, mandated, cost reduction, workload change. Please state what will be the consequence if this request is not funded?

The Transportation and Mobility Department is requesting the removal of a Project Manager II and a Senior Procurement Specialist that were granted last fiscal year for the management of transportation surtax projects on behalf of the City. Last fiscal year four positions were requested to manage the transportation surtax program due to the projected administrative workload, the anticipated number of projects that would need to be managed and the financial reimbursements the City was expecting to receive for the salary costs for these positions. Since the request was made, Broward County has communicated to all municipalities that there is a possibility that new projects may not be awarded funding until FY2027 and that salary costs will no longer be a reimbursable expense. Based on this information, we are requesting to downsize the surtax team to meet the current workload for this program. A Senior Project Manager and Financial Administrator position will remain to manage the surtax projects currently awarded to the City and to apply for funding in future application cycles.

Performance Measures:

Measure Description	Next Year Target	Next Year Target with Modification

Strategic Connections:

Focus Area: Internal Support
 Goal: Infrastructure - Multi modal and Pedestrian
 Objective: IN-9 Improve transportation options and reduce congestion by working with partners
 Source of Justification:

Position Requests:

Position Type	Job Code	Job Description	Count	Budgeted Salary and Benefits
Removed Position	FP029	Project Manager II	(1)	(\$134,468)
Removed Position	FP037	Senior Procurement Specialist	(1)	(\$101,804)
Totals			(2)	(\$236,272)

Funding Requests:

Index	Sub Object	SubObject Title	Cost Description	Budget Request	Year 2 (Ongoing)
Expenditures					
FIN080808	1101	Permanent Salaries	Senior Procurement Specialist	(70,718)	(71,686)
FIN080808	1407	Expense Allowances	Senior Procurement Specialist	(1,440)	(1,440)
FIN080808	2210	Pension - FRS	Senior Procurement Specialist	(7,539)	(7,642)
FIN080808	2301	Soc Sec/Medicare	Senior Procurement Specialist	(5,520)	(5,594)
FIN080808	2402	Life Insurance	Senior Procurement Specialist	(50)	(52)
FIN080808	2404	Health Insurance	Senior Procurement Specialist	(14,337)	(14,337)
FIN080808	4119	Training & Travel	Senior Procurement Specialist	(2,200)	(2,200)
FIN080808	3925	Office Equip < \$5000		(200)	(200)
TAM040107	1101	Permanent Salaries	Project Manager II	(96,722)	(98,046)
TAM040107	1401	Car Allowances	Project Manager II	(3,000)	(3,000)
TAM040107	2210	Pension - FRS	Project Manager II	(10,311)	(10,452)

FY 2022 Decision Package Form

Transportation and Mobility Department

Funding Requests:

Index	Sub Object	SubObject Title	Cost Description	Budget Request	Year 2 (Ongoing)
TAM040107	2301	Soc Sec/Medicare	Project Manager II	(7,629)	(7,730)
TAM040107	2402	Life Insurance	Project Manager II	(69)	(71)
TAM040107	2404	Health Insurance	Project Manager II	(14,337)	(14,337)
TAM040107	4119	Training & Travel	Project Manager II	(2,400)	(2,400)
TAM040107	3925	Office Equip < \$5000		(200)	(200)
Total Expenditures				(236,672)	(239,387)


Revenues

TAM040107	N968	Misc Grant Reimbursements		(134,468)	(134,468)
Total Revenues				(134,468)	(134,468)
Net				(\$102,204)	(\$104,919)

Funding Impacts (Net):

Fund	Budget Request	Year 2 (Ongoing)
General Fund	(102,204)	(104,919)

Transportation and Mobility Department Parking Fund



Transportation and Mobility Department - Parking System

Department Fund Financial Summary

Financial Summary - Funding Source

	FY 2020 Actuals	FY 2021 Adopted Budget	FY 2021 Estimate	FY 2022 Budget Recommended	FY 2021 Adopted Budget vs FY 2022 Budget Recommended	Percent Difference
Parking System - 461	\$ 23,796,295	19,417,223	18,721,263	19,783,001	365,778	1.9%
Total Funding	23,796,295	19,417,223	18,721,263	19,783,001	365,778	1.9%

Financial Summary - Program Expenditures

	FY 2020 Actuals	FY 2021 Adopted Budget	FY 2021 Estimate	FY 2022 Budget Recommended	FY 2021 Adopted Budget vs FY 2022 Budget Recommended	Percent Difference
Transp. & Mobility Admin Support	909,209	1,238,443	944,747	1,092,038	(146,405)	(11.8%)
Parking Services	15,696,763	18,058,012	17,659,057	18,566,790	508,778	2.8%
Revenue Bonds	7,072,864	-	-	-	-	0.0%
Loans and Notes	117,459	120,768	117,459	124,173	3,405	2.8%
Total Expenditures	23,796,295	19,417,223	18,721,263	19,783,001	365,778	1.9%

Financial Summary - Category Expenditures

	FY 2020 Actuals	FY 2021 Adopted Budget	FY 2021 Estimate	FY 2022 Budget Recommended	FY 2021 Adopted Budget vs FY 2022 Budget Recommended	Percent Difference
Personal Services	5,757,955	6,653,707	6,104,886	7,192,796	539,089	8.1%
Operating Expenses	10,640,026	12,272,276	12,125,856	12,216,032	(56,244)	(0.5%)
Capital Outlay	207,991	370,472	373,062	250,000	(120,472)	(32.5%)
Debt Services	7,190,323	120,768	117,459	124,173	3,405	2.8%
Total Expenditures	\$ 23,796,295	19,417,223	18,721,263	19,783,001	365,778	1.9%
Full Time Equivalents (FTEs)	75	75	75	75	-	0.0%

FY 2022 Major Variances

Personal Services

\$ 175,009 - Increase in health insurance expenses
29,960 - Increase in other term pay


Operating Expenses

(162,398) - Decrease due to Passport software no longer budgeted

Capital Outlay

(120,472) - Decrease for the purchase of vehicles scheduled to be replaced in FY 2022
250,000 - Single and multi space meter replacement

Descriptions & Line Items By Division



Transportation and Mobility Department

Transportation and Mobility Department - Parking System

Department-Fund Budget by SubObject

Sub-Object - Name	FY 2020 Actuals	FY 2021 Adopted Budget	FY 2021 Amended Budget	FY 2021 Estimate	FY 2022 Department Requested	FY 2022 Budget Recommended	FY 2021 Adopted vs FY 2022 Budget Recommended	% Dif	Justification
J375 - Mtr-AA Lot-SE 15th Street	134,072	333,072	333,072	139,687	181,592	181,592	(151,480)	(45.48%)	
J376 - Mtr-ZN1 Central Business	2,224,627	2,471,797	2,471,797	3,016,022	3,904,887	3,904,887	1,433,090	57.98%	
J377 - Mtr-ZN2 S of River	146,215	246,348	246,348	176,087	228,529	228,529	(17,819)	(7.23%)	
J378 - Mtr-ZN3 N of Broward Blvd	155,306	266,518	266,518	205,104	236,658	236,658	(29,860)	(11.20%)	
J379 - Mtr-ZN4A Beach/S of Sunrise	1,546,639	3,233,872	3,233,872	1,971,757	2,275,104	2,275,104	(958,768)	(29.65%)	
J381 - Mtr-ZN5 Galt Mile Area	315,814	425,858	425,858	559,436	430,335	430,335	4,477	1.05%	
J382 - Mtr-ZN6 N of Sunrise/W	95,817	84,497	84,497	164,254	164,254	164,254	79,757	94.39%	
J383 - Mtr-Breakers Avenue	229,781	492,386	492,386	240,170	138,559	138,559	(353,827)	(71.86%)	
J384 - Mtr-North Beach	626,910	1,571,522	1,571,522	780,930	901,073	901,073	(670,449)	(42.66%)	
J392 - Mtr-City Hall-One Broward	91,769	16,200	16,200	143,641	132,592	132,592	116,392	718.47%	
J393 - Mtr-Validations-One Broward	22,024	12,015	12,015	41,288	31,760	31,760	19,745	164.34%	
J406 - Mtr-N Lot 1000 Bk/SE 4 St	153,220	256,986	256,986	232,535	232,535	232,535	(24,451)	(9.51%)	
J408 - Mtr-A Lot 500 Bk/NE 7 Ave	2,205	4,047	4,047	5,262	5,262	5,262	1,215	30.02%	
J409 - Mtr-H Lot 800 Bk/SE 2 CT	269,289	314,847	314,847	406,870	406,870	406,870	92,023	29.23%	
J410 - Mtr-A1A and Sebastian	226,485	466,007	466,007	313,596	313,596	313,596	(152,411)	(32.71%)	
J411 - Mtr-O Lot City Hall	74,204	57,713	57,713	133,117	133,117	133,117	75,404	130.65%	
J412 - Mtr-County Lot II	38,832	17,658	17,658	58,412	58,412	58,412	40,754	230.80%	
J413 - Mtr-G Lot Galt Ocean	52,980	101,534	101,534	86,384	86,384	86,384	(15,150)	(14.92%)	
J416 - Mtr-X Lot NE 33 St/32 Ave	12,123	20,129	20,129	22,492	24,222	24,222	4,093	20.33%	
J419 - Mtr-V Lot SE 2 Ct/13 Ave	78,909	100,805	100,805	136,118	146,589	146,589	45,784	45.42%	
J420 - Mtr-P Lot Se 2 Ct/15Th Ave	76,827	124,254	124,254	108,741	117,106	117,106	(7,148)	(5.75%)	
J421 - Mtr-U Lot Seabreeze Blvd	120,460	140,000	140,000	181,071	181,071	181,071	41,071	29.34%	
J426 - Mtr-County Lot I	44,454	77,936	77,936	76,632	70,737	70,737	(7,199)	(9.24%)	
J430 - Pmt-R Lot A1A & Sebastian	2,230	4,000	4,000	8,572	2,655	2,655	(1,345)	(33.63%)	
J431 - Mtr-EE Lot-Geo English Park	45,568	143,924	143,924	48,342	48,342	48,342	(95,582)	(66.41%)	
J432 - Pmt-V Lot SE 2 Ct/13 Ave	55	-	-	-	2,793	2,793	2,793	100.00%	
J438 - Mtr-Lot Bridgeside Square	330,088	534,452	534,452	467,483	539,403	539,403	4,951	0.93%	
J439 - Mtr-Lot Ocean Park	71,271	176,243	176,243	89,482	89,482	89,482	(86,761)	(49.23%)	

Transportation and Mobility Department

Transportation and Mobility Department - Parking System

Department-Fund Budget by SubObject

Sub-Object - Name	FY 2020 Actuals	FY 2021 Adopted Budget	FY 2021 Amended Budget	FY 2021 Estimate	FY 2022 Department Requested	FY 2022 Budget Recommended	FY 2021 Adopted vs FY 2022 Budget Recommended	% Dif	Justification
J440 - Mtr-Lot 17th Street Causeway	131,485	328,050	328,050	153,597	153,597	153,597	(174,453)	(53.18%)	
J441 - Mtr-Cooleys Landing	27,329	68,513	68,513	30,934	30,934	30,934	(37,579)	(54.85%)	
J444 - Mtr- Coral Lot	41,378	74,493	74,493	29,601	29,601	29,601	(44,892)	(60.26%)	
J446 - Mtr- Osprey Lot/ Commercial Blvd	3,895	4,428	4,428	6,362	4,894	4,894	466	10.52%	
J484 - Mtr-Ft Laud Beach Park Lot	1,220,153	2,239,043	2,239,043	1,700,000	1,992,664	1,992,664	(246,379)	(11.00%)	
J485 - Mtr-Beach Residency Card	65,914	132,192	132,192	80,582	80,582	80,582	(51,610)	(39.04%)	
J488 - Mtr-North Beach Village Parking Lot	-	-	-	-	241,228	241,228	241,228	100.00%	
J525 - Pmt - River House Lot	8,750	5,000	5,000	5,460	5,460	5,460	460	9.20%	
J526 - Pmt-H Lot 800 Bk/ SE 2nd	6,020	9,030	9,030	3,240	3,240	3,240	(5,790)	(64.12%)	
J527 - Pmt-E Lot Birch	35,082	45,000	45,000	513	-	-	(45,000)	(100.00%)	
J528 - Pmt-City Parking Garage	1,358,237	1,800,000	1,800,000	1,780,398	1,780,398	1,780,398	(19,602)	(1.09%)	
J529 - Pmt-EE-Geo Eng Pk	3,013	4,500	4,500	6,130	6,130	6,130	1,630	36.22%	
J530 - Pmt-G Lot Galt Ocean Mile	14,840	22,000	22,000	22,278	22,278	22,278	278	1.26%	
J531 - Pmt-Lot O	201,975	230,000	230,000	238,161	238,161	238,161	8,161	3.55%	
J532 - Pmt-ZN5 North Galt	54,020	91,000	91,000	67,816	67,816	67,816	(23,184)	(25.48%)	
J536 - Pmt-AA Lot-Se 15th Street	9,200	10,000	10,000	8,200	8,200	8,200	(1,800)	(18.00%)	
J537 - Pmt-P Lot SE 2 Ct/15th St	-	-	-	585	585	585	585	100.00%	
J539 - Pmt-N Lot 1000 SE 4th	563	-	-	540	540	540	540	100.00%	
J545 - Pmt-Casa Vecchia Valet Lot	62,780	60,660	60,660	60,660	60,660	60,660	-	0.00%	
J547 - Pmt-Bridgeside Square	148,065	220,000	220,000	218,020	218,020	218,020	(1,980)	(0.90%)	
J554 - Pmt-SW 13 St (Bgmc)	9,720	9,225	9,225	10,710	10,710	10,710	1,485	16.10%	
J555 - Pmt- Tunnel	9,774	7,425	7,425	6,863	6,863	6,863	(562)	(7.57%)	
J557 - Pmt- NE 25 Ave	4,320	3,240	3,240	4,320	4,320	4,320	1,080	33.33%	
J558 - Pmt- Andrews Ave	1,148	1,080	1,080	-	1,080	1,080	-	0.00%	
J559 - Pmt- SE 2nd Court	10,305	12,000	12,000	9,675	9,675	9,675	(2,325)	(19.38%)	
J561 - Pmt- Crossroads	2,160	3,000	3,000	3,240	3,240	3,240	240	8.00%	
J562 - Permit - Coral Lot	13,713	17,500	17,500	10,665	10,665	10,665	(6,835)	(39.06%)	
J565 - Pmt-Osprey Lot/ Commercial Blvd	5,870	3,500	3,500	4,921	4,921	4,921	1,421	40.60%	
J566 - Pmt - Las Olas Garage	24,065	16,000	16,000	12,174	12,174	12,174	(3,826)	(23.91%)	
J567 - Pmt - City Hall-One Broward	704,549	894,000	894,000	650,000	596,118	596,118	(297,882)	(33.32%)	

Transportation and Mobility Department

Transportation and Mobility Department - Parking System

Department-Fund Budget by SubObject

Sub-Object - Name	FY 2020 Actuals	FY 2021 Adopted Budget	FY 2021 Amended Budget	FY 2021 Estimate	FY 2022 Department Requested	FY 2022 Budget Recommended	FY 2021 Adopted vs FY 2022 Budget Recommended	% Dif	Justification
J569 - Pmt- Misc Parking Pmts	608	2,070	2,070	540	540	540	(1,530)	(73.91%)	
J570 - Pmt - North Beach Village Parking Lot	-	-	-	-	76,800	76,800	76,800	100.00%	
J571 - Pmt- Broward County Garage	225,000	180,000	180,000	180,000	180,000	180,000	-	0.00%	
J573 - Pmt-SW 2nd Ave On Street	4,095	-	-	19,440	19,440	19,440	19,440	100.00%	
J576 - Mtr-City Parking Garage	558,066	456,219	456,219	605,433	605,433	605,433	149,214	32.71%	
J577 - Pmt-17th St Causeway	5,395	3,000	3,000	25,155	25,155	25,155	22,155	738.50%	
J578 - Pmt-RPPP (Residential Parking Permits)	16,562	17,500	17,500	11,396	11,396	11,396	(6,104)	(34.88%)	
J582 - Mtr - Las Olas Garage	478,053	569,916	569,916	598,267	690,308	690,308	120,392	21.12%	
J583 - South Side Facility Parking Fees	243	-	-	-	-	-	-	0.00%	
J584 - Pmt - Las Olas Employee Pmt	62,237	65,000	65,000	56,081	81,369	81,369	16,369	25.18%	
J674 - Admin Service Charges	34,117	47,209	47,209	10,800	10,800	10,800	(36,409)	(77.12%)	
M100 - Storage Fee Dock/Micro	2,750	-	-	-	-	-	-	0.00%	
M105 - Parking Citations	1,985,801	1,424,142	1,424,142	2,100,000	3,200,000	3,200,000	1,775,858	124.70%	
M107 - Handicap Parking Citations	-	-	-	25,000	25,000	25,000	25,000	100.00%	
M114 - Micro Mobility App and Filing Costs	1,750	-	-	-	-	-	-	0.00%	
N103 - Earn-Pooled Investments	368,696	264,523	264,523	264,523	-	169,215	(95,308)	(36.03%)	
N352 - ASD Garage Joint Venture Earnings	54,421	235,174	235,174	78,788	155,615	155,615	(79,559)	(33.83%)	
N404 - Vehicle Sale Proceeds	16,500	-	-	-	-	-	-	0.00%	
N571 - Misc Charges to Other Funds	10,080	4,200	4,200	27,240	9,360	9,360	5,160	122.86%	
N591 - Interfund Overtime Reimbursements	2,742	-	-	644	-	-	-	0.00%	
N597 - Chgs to Other Fds	21,012	21,012	21,012	21,012	21,012	21,012	-	0.00%	
N900 - Miscellaneous Income	16,280	16,000	16,000	10,000	16,000	16,000	-	0.00%	
N904 - Florida Sales Tax Commissions	11	-	-	-	-	-	-	0.00%	
N938 - Insurance Carrier Reimb	4,220	-	-	-	-	-	-	0.00%	
Revenue	15,235,136	21,311,464	21,311,464	18,973,449	21,816,901	21,986,116	674,652	3.17%	
Transportation and Mobility Department - Parking System Total	15,235,136	21,311,464	21,311,464	18,973,449	21,816,901	21,986,116	674,652	3.17%	

Transportation and Mobility Department

Transportation and Mobility Department - Parking System

Department-Fund Budget by SubObject

Sub-Object - Name	FY 2020 Actuals	FY 2021 Adopted Budget	FY 2021 Amended Budget	FY 2021 Estimate	FY 2022 Department Requested	FY 2022 Budget Recommended	FY 2021 Adopted vs FY 2022 Budget Recommended	% Dif	Justification
N597 - Chgs to Other Fds	88,575	62,811	62,811	62,811	62,811	62,811	-	0.00%	
N938 - Insurance Carrier Reimb	333	-	-	169	-	-	-	0.00%	
Revenue	88,908	62,811	62,811	62,980	62,811	62,811	-	0.00%	
Transportation and Mobility Department - Parking System Total	88,908	62,811	62,811	62,980	62,811	62,811	-	0.00%	

Transportation and Mobility Department

Transp. & Mobility Admin Support - Parking System

Division-Fund Budget by SubObject

Sub-Object - Name	FY 2020 Actuals	FY 2021 Adopted Budget	FY 2021 Amended Budget	FY 2021 Estimate	FY 2022 Department Requested	FY 2022 Budget Recommended	FY 2021 Adopted vs FY 2022 Budget Recommended	% Dif	Justification
1101 - Permanent Salaries	444,653	510,211	544,328	544,328	593,610	593,610	83,399	16.35%	
1107 - Part Time Salaries	9,494	-	-	1,321	-	-	-	0.00%	
1113 - Vac Mgmt Conv	6,758	-	-	9,000	-	-	-	0.00%	
1119 - Payroll Accrual	16,168	-	-	(16,168)	-	-	-	0.00%	
1201 - Longevity Pay	1,817	1,899	1,899	1,958	2,089	2,089	190	10.01%	
1316 - Upgrade Pay	1,522	-	-	-	-	-	-	0.00%	
1401 - Car Allowances	12,480	15,840	15,840	15,840	15,840	15,840	-	0.00%	
1407 - Expense Allowances	2,080	1,440	1,440	1,440	2,880	2,880	1,440	100.00%	
1413 - Cellphone Allowance	640	480	480	480	480	480	-	0.00%	
1501 - Overtime 1.5X Pay	1,142	1,200	1,200	-	1,260	1,260	60	5.00%	
1504 - Overtime 1X Pay	16	240	240	-	260	260	20	8.33%	
1604 - Direct Labor Credits	(2,525)	(2,214)	(2,214)	(6,833)	(2,653)	(2,653)	(439)	19.83%	Reimbursement from the PACA fund for Position-T104 52 hours per fiscal year with benefits
2119 - Wellness Incentives	2,000	1,500	1,500	1,500	2,000	2,000	500	33.33%	
2204 - Pension - General Emp	28,420	14,163	14,163	14,163	15,382	15,382	1,219	8.61%	
2210 - Pension - FRS	-	49,610	49,610	7,025	26,851	26,851	(22,759)	(45.88%)	
2299 - Pension - Def Cont	31,523	23,602	26,673	38,781	29,780	29,780	6,178	26.18%	
2301 - Soc Sec/Medicare	35,042	37,513	40,123	40,123	44,039	44,039	6,526	17.40%	
2304 - Supplemental FICA	-	120	120	120	100	100	(20)	(16.67%)	
2307 - Year End FICA Accr	957	-	-	(957)	-	-	-	0.00%	
2401 - Disability Insurance	909	1,439	1,550	1,550	1,057	1,057	(382)	(26.55%)	
2402 - Life Insurance	192	368	393	393	355	355	(13)	(3.53%)	
2404 - Health Insurance	40,876	51,627	62,508	62,508	85,492	85,492	33,865	65.60%	
2405 - Post Employment Health Obligation	-	14,400	14,400	-	14,400	14,400	-	0.00%	
2410 - Workers' Comp	828	738	738	744	738	738	-	0.00%	
9237 - Transfer Out to Special Obligation Bonds	31,578	22,921	22,921	18,780	22,921	22,921	-	0.00%	
9239 - Transfer Out to Special Obligation Bonds Refinance	-	-	-	4,139	-	-	-	0.00%	
Personal Services	666,570	747,097	797,912	740,235	856,881	856,881	109,784	14.69%	
3101 - Acct & Auditing	240	200	200	200	300	300	100	50.00%	Finance charges for auditing
3199 - Other Prof Serv	14,592	21,245	21,245	15,000	21,500	21,500	255	1.20%	Financial Sustainability Analysis conducted by Stantec

Transportation and Mobility Department

Transp. & Mobility Admin Support - Parking System

Division-Fund Budget by SubObject

Sub-Object - Name	FY 2020 Actuals	FY 2021 Adopted Budget	FY 2021 Amended Budget	FY 2021 Estimate	FY 2022 Department Requested	FY 2022 Budget Recommended	FY 2021 Adopted vs FY 2022 Budget Recommended	% Dif	Justification
3201 - Ad/Marketing	444	5,400	5,400	1,500	5,000	500	(4,900)	(90.74%)	"Parking maps and other advertising for special events such as St. Patrick's Day and Fourth of July. Public announcements related to parking rate study and other parking related notices."
3216 - Costs/Fees/Permits	-	-	-	103	500	500	500	100.00%	Elevator permits
3222 - Custodial Services	2,600	10,600	10,600	12,304	11,586	11,586	986	9.30%	Services provided by outside vendors for the cleaning of parking lots and the Parking administration building.
3231 - Food Services	-	-	-	100	500	500	500	100.00%	Orientation Program
3299 - Other Services	295	500	500	500	500	500	-	0.00%	Shared costs of services for the 290 Parking administration building, such as the security system.
3304 - Office Equip Rent	1,241	1,500	1,500	1,000	1,500	1,500	-	0.00%	Shared costs of the Toshiba color copier on the 2nd floor of the 290 building.
3310 - Other Equip Rent	-	-	-	167	-	-	-	0.00%	
3407 - Equip Rep & Maint	5,018	-	-	1,190	1,200	1,200	1,200	100.00%	Elevator maintenance
3428 - Bldg Rep & Maint	698	-	-	2,126	1,000	1,000	1,000	100.00%	
3437 - Imp Rep & Maint	2,113	-	-	-	-	-	-	0.00%	
3601 - Electricity	13,151	73,400	6,600	6,600	14,000	14,000	(59,400)	(80.93%)	
3613 - Special Delivery	7	-	-	-	-	-	-	0.00%	
3616 - Postage	-	100	100	100	100	100	-	0.00%	
3628 - Telephone/Cable TV	6,775	3,900	3,900	3,900	6,800	6,800	2,900	74.36%	
3634 - Water/Sew/Storm	5,813	209,000	5,000	5,000	7,000	7,000	(202,000)	(96.65%)	
3907 - Data Proc Supplies	602	4,000	4,000	2,000	2,100	2,100	(1,900)	(47.50%)	Software renewals- AutoCadd, Photoshop, Adobe Reader
3910 - Electrical Supplies	124	-	-	-	-	-	-	0.00%	
3916 - Janitorial Supplies	1,170	600	600	3,100	3,000	3,000	2,400	400.00%	All janitorial supplies for the 290 building
3922 - Medical Supplies	-	-	-	44	-	-	-	0.00%	
3925 - Office Equip < \$5000	2,593	-	-	-	-	1,000	1,000	100.00%	5 FTE x \$200
3928 - Office Supplies	2,317	2,780	2,780	1,500	1,500	1,500	(1,280)	(46.04%)	Office supplies for 2nd floor of the 290 parking building such as copier paper, adding machine paper, folders, envelopes, etc.
3937 - Safety/Train Mat	227	250	250	-	-	-	(250)	(100.00%)	

Transportation and Mobility Department

Transp. & Mobility Admin Support - Parking System

Division-Fund Budget by SubObject

Sub-Object - Name	FY 2020 Actuals	FY 2021 Adopted Budget	FY 2021 Amended Budget	FY 2021 Estimate	FY 2022 Department Requested	FY 2022 Budget Recommended	FY 2021 Adopted vs FY 2022 Budget Recommended	% Dif	Justification
3999 - Other Supplies	3,203	1,000	1,000	2,000	1,500	1,500	500	50.00%	Operational expenses (paint, Home Depot, etc...)
4119 - Training & Travel	1,600	12,800	12,800	2,000	15,000	15,000	2,200	17.19%	
4213 - Retiree Health Bene	12,400	-	-	-	-	-	-	0.00%	
4316 - ROI Admin Chg	72,444	72,443	72,443	72,443	72,443	72,443	-	0.00%	
4346 - Servchg-Pking Sys	60,936	60,939	60,939	60,936	60,939	60,939	-	0.00%	"T211-Senior Management Analyst--total salary/fringe is \$95,202. \$47,601 is 50%. "
4355 - Servchg-Print Shop	332	300	300	300	300	300	-	0.00%	
4404 - Fidelity Bonds	372	22	22	24	22	22	-	0.00%	
4407 - Emp Proceedings	672	655	655	660	655	655	-	0.00%	
4410 - General Liability	2,100	7,033	7,033	7,032	7,033	7,033	-	0.00%	
4416 - Other Ins Charges	27,864	2,132	2,132	2,136	2,132	2,132	-	0.00%	
4431 - Pub Officials Liab	696	547	547	547	547	547	-	0.00%	
Operating Expenses	242,639	491,346	220,546	204,512	238,657	235,157	(256,189)	(52.14%)	
Transp. & Mobility Admin Support - Parking System Total	909,209	1,238,443	1,018,458	944,747	1,095,538	1,092,038	(146,405)	(11.82%)	

Transportation and Mobility Department

Parking Services - Parking System

Division-Fund Budget by SubObject

Sub-Object - Name	FY 2020 Actuals	FY 2021 Adopted Budget	FY 2021 Amended Budget	FY 2021 Estimate	FY 2022 Department Requested	FY 2022 Budget Recommended	FY 2021 Adopted vs FY 2022 Budget Recommended	% Dif	Justification
1101 - Permanent Salaries	3,133,084	3,584,752	3,550,635	3,428,367	3,738,393	3,738,393	153,641	4.29%	
1104 - Temporary Salaries	-	47,340	47,340	-	49,480	49,480	2,140	4.52%	
1107 - Part Time Salaries	228,883	287,640	287,640	205,581	300,580	300,580	12,940	4.50%	
1110 - Sick Conv to Cash	5,425	-	-	5,000	-	-	-	0.00%	
1113 - Vac Mgmt Conv	10,981	-	-	15,000	-	-	-	0.00%	
1116 - Comp Absences	54,425	-	-	-	-	-	-	0.00%	
1119 - Payroll Accrual	104,500	-	-	(104,500)	-	-	-	0.00%	
1201 - Longevity Pay	30,383	16,458	16,458	19,488	20,785	20,785	4,327	26.29%	
1204 - Longevity Accr	(12,668)	-	-	-	-	-	-	0.00%	
1304 - Assignment Pay	2,405	-	-	(2,139)	-	-	-	0.00%	
1310 - Shift Differential	6,760	5,330	5,330	6,187	5,330	5,330	-	0.00%	
1316 - Upgrade Pay	4,035	-	-	-	-	-	-	0.00%	
1401 - Car Allowances	21,240	21,240	21,240	19,240	21,240	21,240	-	0.00%	
1407 - Expense Allowances	7,320	8,640	8,640	8,160	8,640	8,640	-	0.00%	
1413 - Cellphone Allowance	840	-	-	5,460	960	960	960	100.00%	
1501 - Overtime 1.5X Pay	45,208	137,790	137,790	56,224	144,020	144,020	6,230	4.52%	
1504 - Overtime 1X Pay	293	800	800	140	850	850	50	6.25%	
1604 - Direct Labor Credits	(67,641)	(26,925)	(26,925)	(26,925)	(23,300)	(23,300)	3,625	(13.46%)	R reimbursement from PACA for accounting service by parking employees
1707 - Sick Termination Pay	17,707	-	-	1,715	-	-	-	0.00%	
1710 - Vacation Term Pay	30,707	-	-	9,690	-	-	-	0.00%	
1799 - Other Term Pay	-	-	-	-	29,960	29,960	29,960	100.00%	
2104 - Mileage Reimburse	16	-	-	-	-	-	-	0.00%	
2119 - Wellness Incentives	6,500	5,500	5,500	-	6,500	6,500	1,000	18.18%	
2204 - Pension - General Emp	201,301	215,701	215,701	215,701	233,822	233,822	18,121	8.40%	
2210 - Pension - FRS	-	28,764	28,764	47,548	155,704	155,704	126,940	441.32%	
2290 - Pension - Other	-	-	-	-	32,050	32,050	32,050	100.00%	
2299 - Pension - Def Cont	179,040	215,166	212,095	176,222	100,488	100,488	(114,678)	(53.30%)	
2301 - Soc Sec/Medicare	256,536	277,783	275,173	287,188	289,935	289,935	12,152	4.37%	
2304 - Supplemental FICA	-	36,230	36,230	36,230	37,830	37,830	1,600	4.42%	
2307 - Year End FICA Accr	11,113	-	-	(7,919)	-	-	-	0.00%	
2401 - Disability Insurance	5,268	8,079	7,968	1,229	3,564	3,564	(4,515)	(55.89%)	
2402 - Life Insurance	855	2,524	2,499	1,056	2,576	2,576	52	2.06%	
2404 - Health Insurance	612,046	623,002	612,121	570,708	765,712	765,712	142,710	22.91%	

Transportation and Mobility Department

Parking Services - Parking System

Division-Fund Budget by SubObject

Sub-Object - Name	FY 2020 Actuals	FY 2021 Adopted Budget	FY 2021 Amended Budget	FY 2021 Estimate	FY 2022 Department Requested	FY 2022 Budget Recommended	FY 2021 Adopted vs FY 2022 Budget Recommended	% Dif	Justification
2405 - Post Employment Health Obligation	(84,586)	14,300	14,300	-	14,300	14,300	-	0.00%	
2407 - Unemployment Comp	-	6,500	6,500	-	6,500	6,500	-	0.00%	
2410 - Workers' Comp	55,716	40,906	40,906	40,908	40,906	40,906	-	0.00%	
9237 - Transfer Out to Special Obligation Bonds	223,693	349,090	349,090	286,080	349,090	349,090	-	0.00%	
9239 - Transfer Out to Special Obligation Bonds Refinance	-	-	-	63,012	-	-	-	0.00%	
Personal Services	5,091,385	5,906,610	5,855,795	5,364,651	6,335,915	6,335,915	429,305	7.27%	
3101 - Acct & Auditing	5,120	5,130	5,130	5,130	5,380	5,380	250	4.87%	Finance Department charges to the Parking fund for accounting and auditing services.
3113 - Fin & Bank Serv	685,702	892,918	892,918	885,918	904,730	904,730	11,812	1.32%	Bank service fees for credit card transactions online and in person payments. Financial Processing Recovery Charge. Projected increase in revenue
3198 - Backflow Program	-	12,725	12,725	12,725	12,725	12,725	-	0.00%	
3199 - Other Prof Serv	4,547	61,500	61,500	61,500	-	-	(61,500)	(100.00%)	Collection Agency contract (Penn Credit) moved to 3299
3201 - Ad/Marketing	392	6,000	6,000	6,000	-	-	(6,000)	(100.00%)	
3216 - Costs/Fees/Permits	5,300	2,000	2,000	2,000	900	900	(1,100)	(55.00%)	Elevator permits
3222 - Custodial Services	148,678	161,131	161,131	162,134	163,373	177,693	16,562	10.28%	Services provided by outside vendors for the cleaning of parking lots and the Parking administration building.
3237 - Lawn & Tree Service	118,910	111,238	111,238	111,238	133,629	133,629	22,391	20.13%	Payments for lawn and hedge maintenance and/or debris removal services on City parking lots and garages.
3240 - Mgmt/Oper Serv	1,069,402	1,288,177	1,288,177	1,288,177	1,345,000	1,345,000	56,823	4.41%	Both Parking City Hall Garage & Bridgeside Sq are based on revenues generated. Payments for the operational management of City assets such as the City Hall Parking Garage (\$700,000) and the Bridgeside Square Parking Garage (\$590,000). The City is responsible for reimbursement of some operational costs to Merin Hunter (One Broward LLC) (\$55,000)
3243 - Prizes & Awards	750	-	-	100	-	-	-	0.00%	

Transportation and Mobility Department

Parking Services - Parking System

Division-Fund Budget by SubObject

Sub-Object - Name	FY 2020 Actuals	FY 2021 Adopted Budget	FY 2021 Amended Budget	FY 2021 Estimate	FY 2022 Department Requested	FY 2022 Budget Recommended	FY 2021 Adopted vs FY 2022 Budget Recommended	% Dif	Justification
3249 - Security Services	6,841	9,654	9,654	8,732	9,515	9,515	(139)	(1.44%)	Armored Security Services, pick up and drop off of funds collected from cashiers, parking meters, and lot attendants.
3299 - Other Services	992,261	1,344,198	1,344,198	1,344,198	1,219,000	1,181,800	(162,398)	(12.08%)	Global Parking System (\$225,000), Paybyphone PP190466 (\$614,000), Penn Credit Collection Agency (\$60,000), Broward County pass through of permit revenue with Auto Nation (\$180,000), 70,000 (Las Olas Garage Maintenance Decision Package), Hulet Environmental (\$2,000), Law Enforcement Systems (\$20,000), Merin Hunter (\$10,800-paid to the City for TAM accounting J674 revenue)
3304 - Office Equip Rent	4,558	6,124	6,124	5,370	6,287	6,287	163	2.66%	Toshiba copiers (leases)
3401 - Computer Maint	77,263	56,893	56,893	77,127	81,500	81,500	24,607	43.25%	Funding associated with maintenance expense for T2 System.
3404 - Components/Parts	220	-	-	-	-	-	-	0.00%	
3407 - Equip Rep & Maint	10,006	10,000	10,000	25,425	14,800	13,600	3,600	36.00%	Maintenance and repair services for Parking facilities, most common expense are elevator and electrical repairs and services. Elevators locations: Parking Administration Building, City Park Garage/ Riverwalk Center, City Hall Garage, and the New Las Olas Garage in FY21. Cummings Allison contract renewal for coint counter and bill counter and repair and maintenance, Proline Generator maintenance & repairs, City Fire PP161562, annual maintenance Proline Generator maintenance & repairs City Fire PP161562, annual maintenance
3425 - Bldg Rep Materials	10,750	-	-	-	-	-	-	0.00%	

Transportation and Mobility Department

Parking Services - Parking System

Division-Fund Budget by SubObject

Sub-Object - Name	FY 2020 Actuals	FY 2021 Adopted Budget	FY 2021 Amended Budget	FY 2021 Estimate	FY 2022 Department Requested	FY 2022 Budget Recommended	FY 2021 Adopted vs FY 2022 Budget Recommended	% Dif	Justification
3428 - Bldg Rep & Maint	3,948	10,000	10,000	10,000	13,900	12,900	2,900	29.00%	Maintenance and repair services for Parking facilities, most common expense are elevator and electrical repairs and services. Elevators locations: Parking Administration Building, City Park Garage/ Riverwalk Center, City Hall Garage, and the New Las Olas Garage in FY20. Maverick United Elevator
3437 - Imp Rep & Maint	4,483	-	-	-	-	-	-	0.00%	
3516 - Printing Serv - Ext	-	-	-	693	-	-	-	0.00%	
3601 - Electricity	95,794	-	66,800	66,800	101,700	101,700	101,700	100.00%	
3613 - Special Delivery	472	600	600	652	500	500	(100)	(16.67%)	
3616 - Postage	30,309	45,000	45,000	45,000	47,200	45,000	-	0.00%	These letters are generated according to citations issued and delinquent citations
3628 - Telephone/Cable TV	37,737	34,200	34,200	34,200	39,300	39,300	5,100	14.91%	
3634 - Water/Sew/Storm	175,650	-	204,000	204,000	194,000	194,000	194,000	100.00%	
3801 - Gasoline	30,898	26,302	26,302	26,436	31,900	31,900	5,598	21.28%	
3804 - Diesel Fuel	566	1,324	1,324	156	700	700	(624)	(47.13%)	
3807 - Oil & Lubricants	-	35	35	35	-	-	(35)	(100.00%)	
3907 - Data Proc Supplies	7,281	8,863	8,863	8,863	10,581	6,000	(2,863)	(32.30%)	Funding for software licenses, software renewal fees, and software upgrades. AdobePro DC, AutoCADD
3916 - Janitorial Supplies	13,832	12,100	12,100	12,100	16,000	16,000	3,900	32.23%	Janitorial supplies for parking services facilities, such as: cleaning chemicals, trash bags, paper towels.
3925 - Office Equip < \$5000	5,068	-	-	211	-	-	-	0.00%	
3926 - Furniture < \$5000	152	-	-	-	-	-	-	0.00%	
3928 - Office Supplies	6,979	10,250	10,250	6,000	10,000	10,000	(250)	(2.44%)	Copier paper, printer supplies, forms, file folders, notepads, cashier receipt paper.
3937 - Safety/Train Mat	1,525	1,000	1,000	1,000	1,000	1,000	-	0.00%	Required equipment for enforcement and security personnel.
3940 - Safety Shoes	2,673	9,000	9,000	5,000	7,725	6,250	(2,750)	(30.56%)	Required shoes for enforcement and security personnel.
3946 - Tools/Equip < \$5000	5,690	7,500	7,500	13,060	1,500	1,500	(6,000)	(80.00%)	Small tools and equipment purchases on a as needed basis for parking services operations.

Transportation and Mobility Department

Parking Services - Parking System

Division-Fund Budget by SubObject

Sub-Object - Name	FY 2020 Actuals	FY 2021 Adopted Budget	FY 2021 Amended Budget	FY 2021 Estimate	FY 2022 Department Requested	FY 2022 Budget Recommended	FY 2021 Adopted vs FY 2022 Budget Recommended	% Dif	Justification
3949 - Uniforms	11,479	48,014	48,014	27,000	34,495	25,000	(23,014)	(47.93%)	Required by contract for customer service, enforcement, security, and maintenance personnel
3999 - Other Supplies	98,740	176,600	176,600	176,600	161,500	161,500	(15,100)	(8.55%)	Funding is utilized for various supplies such as Dri-Stick permit decals, parking signs, parking meter batteries, parking meter receipt paper, etc.
4119 - Training & Travel	6,810	28,200	28,200	5,000	28,200	28,200	-	0.00%	
4204 - Oper Subsidies	31,074	200,000	200,000	200,000	200,000	200,000	-	0.00%	\$125K is earmarked for the operations of the TRAM and \$75K for the maintenance of it
4210 - Social Contr	116,503	235,174	235,174	78,788	155,615	155,615	(79,559)	(33.83%)	Revenue offset N352 - Arts/Science Garage
4213 - Retiree Health Bene	18,820	-	-	-	-	-	-	0.00%	
4304 - Indirect Admin Serv	991,980	1,094,897	1,094,897	1,094,897	1,139,947	1,139,947	45,050	4.11%	
4308 - Overhead-Fleet	22,629	22,971	22,971	22,971	22,971	22,971	-	0.00%	
4316 - ROI Admin Chg	3,091,236	3,091,252	3,091,252	3,091,252	3,091,252	3,091,252	-	0.00%	
4337 - Servchg-Fire	1,179,204	1,179,204	1,179,204	1,179,204	-	1,179,204	-	0.00%	
4343 - Servchg-Info Sys	728,292	845,809	845,809	882,176	876,202	876,202	30,393	3.59%	Increase due to Las Olas Parking Gargage Security Camera Annual Maintenance
4352 - Servchg-Police	129,629	175,000	165,050	185,000	182,900	182,900	7,900	4.51%	
4355 - Servchg-Print Shop	13,510	34,680	34,680	34,680	30,700	30,700	(3,980)	(11.48%)	
4361 - Servchg-Pub Works	27,163	1,500	1,500	-	5,000	12,500	11,000	733.33%	
4373 - Servchg-Fleet O&M	42,023	52,092	52,092	52,092	73,700	73,700	21,608	41.48%	
4399 - Servchg-Other Funds	121,800	34,893	34,893	34,896	-	34,893	-	0.00%	
4401 - Auto Liability	53,532	43,282	43,282	43,284	43,282	43,282	-	0.00%	
4404 - Fidelity Bonds	-	302	302	312	302	302	-	0.00%	
4407 - Emp Proceedings	9,588	9,169	9,169	9,180	9,169	9,169	-	0.00%	
4410 - General Liability	29,746	98,468	98,468	98,476	98,468	98,468	-	0.00%	
4416 - Other Ins Charges	-	27,714	27,714	27,708	27,714	27,714	-	0.00%	
4428 - Prop/Fire Insurance	108,840	246,535	246,535	246,528	246,535	246,535	-	0.00%	
4431 - Pub Officials Liab	1,032	1,312	1,312	1,320	1,312	1,312	-	0.00%	
Operating Expenses	10,397,387	11,780,930	12,041,780	11,921,344	10,802,109	11,980,875	199,945	1.70%	
6410 - New Services/ Meters	-	250,000	250,000	242,640	250,000	250,000	-	0.00%	
6416 - Vehicles	118,102	120,472	120,472	120,472	-	-	(120,472)	(100.00%)	
6499 - Other Equipment	89,889	-	9,950	9,950	-	-	-	0.00%	

Transportation and Mobility Department

Parking Services - Parking System

Division-Fund Budget by SubObject

Sub-Object - Name	FY 2020 Actuals	FY 2021 Adopted Budget	FY 2021 Amended Budget	FY 2021 Estimate	FY 2022 Department Requested	FY 2022 Budget Recommended	FY 2021 Adopted vs FY 2022 Budget Recommended	% Dif	Justification
Capital Outlay	207,991	370,472	380,422	373,062	250,000	250,000	(120,472)	(32.52%)	
Parking Services - Parking System Total	15,696,763	18,058,012	18,277,997	17,659,057	17,388,024	18,566,790	508,778	2.82%	


Transportation and Mobility Department

Loans and Notes - Parking System

Division-Fund Budget by SubObject

Sub-Object - Name	FY 2020 Actuals	FY 2021 Adopted Budget	FY 2021 Amended Budget	FY 2021 Estimate	FY 2022 Department Requested	FY 2022 Budget Recommended	FY 2021 Adopted vs FY 2022 Budget Recommended	% Dif	Justification
7103 - Loan Principal	94,157	99,329	99,329	94,157	104,698	104,698	104,698	5.41%	
7203 - Loan Interest	23,302	21,439	21,439	23,302	19,475	19,475	19,475	(9.16%)	
Debt Services	117,459	120,768	120,768	117,459	124,173	124,173	124,173	2.82%	
	117,459	120,768	120,768	117,459	124,173	124,173	124,173	2.82%	

FY 2022 Decision Package Requests



FY 2022 Decision Package Summary

Parking System Fund (461)

Priority	Request Type	Title of Request	# of Positions	Year 1 Net Cost	Year 2 Net Cost (Ongoing)
1	Reduction	T156-Sr. Tech Strategist Position Removal	(1.00)	(121,365)	(124,336)
2	Capital Outlay	Purchase of 2 fixed Mounted LPR (License Plate Recognition) Systems	-	50,341	-
3	Position Request - New	T107-Moving position from Parking to General Fund	(1.00)	(129,957)	(131,894)
			(2.00)	(\$200,981)	(\$256,230)

FY 2022 Decision Package Form

Transportation and Mobility Department

Priority Number: 1
Title of Request: T156-Sr. Tech Strategist Position Removal
Request Type: Reduction

New Position(s) Requested:	Position(s) Eliminated:	Change in Part-Time:	Total Change in FTEs:
0.00	(1)	0.00	(1)

Basis of Justification: Improvement, revenue generating, mandated, cost reduction, workload change. Please state what will be the consequence if this request is not funded?

The Transportation and Mobility Department (TAM) is requesting the removal of the TAM Senior Technology Strategist (STS). The STS was requested and added to the Department's budget in order to assist with the ongoing maintenance and technology support for the in-house parking system and to assist with other technology projects for Parking, Transportation and Fort Lauderdale Executive Airport. With the transition of these parking applications to the cloud environment there is no longer a need to retain a dedicated STS to assist with the maintenance of these systems. Staff will coordinate with our technology vendors and the IT Department as needed for any technology needs or projects. By removing this position there will be an estimated savings of (-\$121,365) to the parking fund.

Performance Measures:

Measure Description	Next Year Target	Next Year Target with Modification

Strategic Connections:

Focus Area: Internal Support
 Goal: Internal Support - Leading Government Organization
 Objective: IS-6 Maintain financial integrity through sound budgeting practices, prudent fiscal management, cost effective operations and long-term financial planning
 Source of Justification: Press Play Fort Lauderdale 2024, A 5-Year Strategic Plan

Position Requests:

Position Type	Job Code	Job Description	Count	Budgeted Salary and Benefits
Removed Position	FP041	Senior Technology Strategist	(1)	(\$142,210)
Totals			(1)	(\$142,210)

Funding Requests:

Index	Sub Object	SubObject Title	Cost Description	Budget Request	Year 2 (Ongoing)
Expenditures					
TAM010101	1101	Permanent Salaries	Senior Technology Strategist	(101,950)	(104,459)
TAM010101	1401	Car Allowances	Senior Technology Strategist	(4,080)	(4,080)
TAM010101	1413	Cellphone Allowance	Senior Technology Strategist	(480)	(480)
TAM010101	2210	Pension - FRS	Senior Technology Strategist	(10,868)	(11,135)
TAM010101	2301	Soc Sec/Medicare	Senior Technology Strategist	(8,148)	(8,340)
TAM010101	2402	Life Insurance	Senior Technology Strategist	(72)	(75)
TAM010101	2404	Health Insurance	Senior Technology Strategist	(14,012)	(14,012)
TAM010101	4119	Training & Travel	Senior Technology Strategist	(2,600)	(2,600)
TAM010101	3925	Office Equip < \$5000	office equip	(200)	(200)
Total Expenditures				(142,410)	(145,381)

FY 2022 Decision Package Form

Transportation and Mobility Department

Funding Requests:

Index	Sub Object	SubObject Title	Cost Description	Budget Request	Year 2 (Ongoing)
Revenues					
TAM010101	N597	Chgs to Other Fds	Revenue Reduction	(21,045)	(21,045)
Total Revenues				(21,045)	(21,045)
Net				(\$121,365)	(\$124,336)

Funding Impacts (Net):

Fund	Budget Request	Year 2 (Ongoing)
Parking System	(121,365)	(124,336)

FY 2022 Decision Package Form

Transportation and Mobility Department

Priority Number: 2
Title of Request: Purchase of 2 fixed Mounted LPR (License Plate Recognition) Systems
Request Type: Capital Outlay

New Position(s) Requested:	Position(s) Eliminated:	Change in Part-Time:	Total Change in FTEs:
0.00	0.00	0.00	0.00

Basis of Justification: Improvement, revenue generating, mandated, cost reduction, workload change. Please state what will be the consequence if this request is not funded?

This fixed system will be mounted at parking entrances to scan license plates as the enter the parking lot and automatically alert an Enforcement Officer of vehicles parked with expired timed limits, parked without permits, and vehicles on the cities boot list (vehicles with three or more outstanding unpaid citations). With this enhanced enforcement capability there will be an increase in collections on unpaid debt to the City and will increase compliance.

This system also provides enforcement staff the ability to utilize pay by plate technology efficiently without the officer having to manually enter each tag into the handheld device to verify payment. The LPR system will also provide electronic chalking capabilities allowing the digital tracking of wheel positions and cite vehicles parked longer than the allotted time in metered and non-metered areas.

Performance Measures:

Measure Description	Next Year Target	Next Year Target with Modification
Increase in Violations Detected	0	15%

Strategic Connections:

Focus Area: Internal Support
 Goal: Internal Support - Leading Government Organization
 Objective: IS-8 Provide a reliable and progressive technology infrastructure
 Source of Justification: Press Play Fort Lauderdale 2024, A 5-Year Strategic Plan

Funding Requests:

Index	Sub Object	SubObject Title	Cost Description	Budget Request	Year 2 (Ongoing)
Expenditures					
TAM020107	6499	Other Equipment		50,341	-
Total Expenditures				50,341	-
Net				\$50,341	\$-

Funding Impacts (Net):

Fund	Budget Request	Year 2 (Ongoing)
Parking System	50,341	-

FY 2022 Decision Package Form

Transportation and Mobility Department

Priority Number: 3
Title of Request: T107-Moving position from Parking to General Fund
Request Type: Position Request - New

New Position(s) Requested:	Position(s) Eliminated:	Change in Part-Time:	Total Change in FTEs:
1	(1)	0.00	0.00

Basis of Justification: Improvement, revenue generating, mandated, cost reduction, workload change. Please state what will be the consequence if this request is not funded?

Currently within the Transportation and Mobility Department there is a Grants and Special Projects Coordinator (T107) that is dedicated to the management of the Department's grants and miscellaneous special projects. This position is currently funded by the Parking Fund. However, with the operational changes to the City's Community Shuttle program and high priority projects that remain unfunded (Such as the Las Olas Mobility Improvements and LauderTrail) there is a need to dedicate this position entirely to the Transportation Division and re-assign it's funding source from the Parking Fund to the General Fund. By dedicating this resource to the general fund, we will be able to seek more funding opportunities for these projects and effectively manage more than \$6.5 million dollars currently awarded for Transportation initiatives.

Performance Measures:

Measure Description	Next Year Target	Next Year Target with Modification
---------------------	------------------	------------------------------------

Strategic Connections:

Focus Area: Internal Support
 Goal: Internal Support - Leading Government Organization
 Objective: IS-6 Maintain financial integrity through sound budgeting practices, prudent fiscal management, cost effective operations and long-term financial planning
 Source of Justification: None

Position Requests:

Position Type	Job Code	Job Description	Count	Budgeted Salary and Benefits
Add Position	FP013	Grants and Special Projects Coordinator	1	\$129,757
Removed Position	FP013	Grants and Special Projects Coordinator	(1)	(\$129,757)
Totals			0	\$0

Funding Requests:

Index	Sub Object	SubObject Title	Cost Description	Budget Request	Year 2 (Ongoing)
Expenditures					
TAM020101	1101	Permanent Salaries	Grants and Special Projects Coordinator	(84,477)	(85,967)
TAM020101	1401	Car Allowances	Grants and Special Projects Coordinator	(3,000)	(3,000)
TAM020101	2204	Pension - General Emp	Grants and Special Projects Coordinator	(18,749)	(19,080)
TAM020101	2301	Soc Sec/Medicare	Grants and Special Projects Coordinator	(6,692)	(6,806)
TAM020101	2402	Life Insurance	Grants and Special Projects Coordinator	(60)	(62)
TAM020101	2404	Health Insurance	Grants and Special Projects Coordinator	(14,379)	(14,379)
TAM020101	4119	Training & Travel	Grants and Special Projects Coordinator	(2,400)	(2,400)
TAM020101	3925	Office Equip < \$5000	office equip	(200)	(200)
TAM060101	1101	Permanent Salaries	Grants and Special Projects Coordinator	84,477	85,967

FY 2022 Decision Package Form

Transportation and Mobility Department


Funding Requests:

Index	Sub Object	SubObject Title	Cost Description	Budget Request	Year 2 (Ongoing)
TAM060101	1401	Car Allowances	Grants and Special Projects Coordinator	3,000	3,000
TAM060101	2204	Pension - General Emp	Grants and Special Projects Coordinator	18,749	19,080
TAM060101	2301	Soc Sec/Medicare	Grants and Special Projects Coordinator	6,692	6,806
TAM060101	2402	Life Insurance	Grants and Special Projects Coordinator	60	62
TAM060101	2404	Health Insurance	Grants and Special Projects Coordinator	14,379	14,379
TAM060101	4119	Training & Travel	Grants and Special Projects Coordinator	2,400	2,400
TAM060101	3925	Office Equip < \$5000	office equip	200	200
Total Expenditures				-	-
Net				\$-	\$-

Funding Impacts (Net):

Fund	Budget Request	Year 2 (Ongoing)
General Fund	129,957	131,894
Parking System	(129,957)	(131,894)

Transportation and Mobility Department Arts and Science District Garage Fund



Transportation and Mobility Department - Arts and Science District Garage

Department Fund Financial Summary

Financial Summary - Funding Source

	FY 2020 Actuals	FY 2021 Adopted Budget	FY 2021 Estimate	FY 2022 Budget Recommended	FY 2021 Adopted Budget vs FY 2022 Budget Recommended	Percent Difference
Arts and Science District Garage - 643	\$ 1,040,270	1,853,061	788,384	1,420,317	(432,744)	(23.4%)
Total Funding	1,040,270	1,853,061	788,384	1,420,317	(432,744)	(23.4%)

Financial Summary - Program Expenditures

	FY 2020 Actuals	FY 2021 Adopted Budget	FY 2021 Estimate	FY 2022 Budget Recommended	FY 2021 Adopted Budget vs FY 2022 Budget Recommended	Percent Difference
Arts & Science District Garage	1,040,270	1,853,061	788,384	1,420,317	(432,744)	(23.4%)
Total Expenditures	1,040,270	1,853,061	788,384	1,420,317	(432,744)	(23.4%)

Financial Summary - Category Expenditures

	FY 2020 Actuals	FY 2021 Adopted Budget	FY 2021 Estimate	FY 2022 Budget Recommended	FY 2021 Adopted Budget vs FY 2022 Budget Recommended	Percent Difference
Personal Services	204,570	245,943	125,924	259,445	13,502	5.5%
Operating Expenses	835,700	1,607,118	662,460	1,160,872	(446,246)	(27.8%)
Total Expenditures	\$ 1,040,270	1,853,061	788,384	1,420,317	(432,744)	(23.4%)
Full Time Equivalents (FTEs)	1	1	1	1	-	0.0%

FY 2022 Major Variances

Operating Expenses

- \$ (378,092) - Decrease due to reduction in operational services per the parking operations agreement
- (57,051) - Decrease in the Information Systems and General Fund service charge now allocated in the Parking Fund

Descriptions & Line Items By Division



Transportation and Mobility Department

Arts & Science District Garage - Arts and Science District Garage

Division-Fund Budget by SubObject

Sub-Object - Name	FY 2020 Actuals	FY 2021 Adopted Budget	FY 2021 Amended Budget	FY 2021 Estimate	FY 2022 Department Requested	FY 2022 Budget Recommended	FY 2021 Adopted vs FY 2022 Budget Recommended	% Dif	Justification
1101 - Permanent Salaries	26,371	42,645	42,645	39,418	46,586	46,586	3,941	9.24%	
1104 - Temporary Salaries	-	88,220	88,220	-	92,190	92,190	3,970	4.50%	
1107 - Part Time Salaries	125,815	51,060	51,060	51,060	53,360	53,360	2,300	4.50%	
1116 - Comp Absences	(1,175)	-	-	-	-	-	-	0.00%	
1119 - Payroll Accrual	2,889	-	-	(2,889)	-	-	-	0.00%	
1413 - Cellphone Allowance	-	-	-	500	-	-	-	0.00%	
1501 - Overtime 1.5X Pay	921	-	-	32	-	-	-	0.00%	
1601 - Direct Labor Charges	24,074	24,492	24,492	24,492	24,492	24,492	-	0.00%	
1604 - Direct Labor Credits	(2,601)	-	-	-	-	-	-	0.00%	
2210 - Pension - FRS	-	5,106	5,106	4,542	4,966	4,966	(140)	(2.74%)	
2290 - Pension - Other	-	-	-	-	5,690	5,690	5,690	100.00%	
2299 - Pension - Def Cont	3,499	3,838	3,838	1,200	-	-	(3,838)	(100.00%)	
2301 - Soc Sec/Medicare	11,477	3,262	3,262	4,124	3,564	3,564	302	9.26%	
2304 - Supplemental FICA	-	10,700	10,700	-	11,130	11,130	430	4.02%	
2307 - Year End FICA Accr	125	-	-	(215)	-	-	-	0.00%	
2401 - Disability Insurance	108	138	138	-	-	-	(138)	(100.00%)	
2402 - Life Insurance	-	31	31	-	33	33	2	6.45%	
2404 - Health Insurance	10,974	11,788	11,788	-	12,771	12,771	983	8.34%	
2405 - Post Employment Health Obligation	-	2,400	2,400	2,400	2,400	2,400	-	0.00%	
2407 - Unemployment Comp	761	1,000	1,000	-	1,000	1,000	-	0.00%	
2410 - Workers' Comp	1,332	1,263	1,263	1,260	1,263	1,263	-	0.00%	
Personal Services	204,570	245,943	245,943	125,924	259,445	259,445	13,502	5.49%	
3113 - Fin & Bank Serv	12,527	35,000	35,000	10,000	30,249	30,249	(4,751)	(13.57%)	Funding for independent financial services including financial advisor services, accounting services, and credit card transactions. Charge determined by Finance.
3198 - Backflow Program	-	145	145	145	145	145	-	0.00%	
3216 - Costs/Fees/Permits	792	600	600	600	800	600	-	0.00%	Elevator Permit
3222 - Custodial Services	10,786	14,200	14,200	12,000	15,000	15,000	800	5.63%	Funding for independent custodial services for parking deck.

Transportation and Mobility Department

Arts & Science District Garage - Arts and Science District Garage

Division-Fund Budget by SubObject

Sub-Object - Name	FY 2020 Actuals	FY 2021 Adopted Budget	FY 2021 Amended Budget	FY 2021 Estimate	FY 2022 Department Requested	FY 2022 Budget Recommended	FY 2021 Adopted vs FY 2022 Budget Recommended	% Dif	Justification
3249 - Security Services	7,356	7,274	7,274	8,248	8,500	8,500	1,226	16.85%	Funding for security services. This includes alarm monitoring or security guards.
3299 - Other Services	640,266	1,358,680	1,358,680	502,427	980,588	980,588	(378,092)	(27.83%)	Funding for meter communication services for point-of-sale credit card authorizations, meter management alerts, and audit trails of collections and maintenance. Funding to City (\$175,615)/ Downtown Development Authority (DDA)-\$57,635/ Performing Arts Center Garage (\$747,338) per the Parking operations agreement is also recorded in this sub-object. Decrease is due to lower revenue projections in FY22.
3407 - Equip Rep & Maint	-	1,500	1,500	1,500	1,500	1,500	-	0.00%	Funding for repairs and maintenance for service contracts and various other software maintenance.
3428 - Bldg Rep & Maint	2,400	10,000	10,000	2,500	10,000	6,000	(4,000)	(40.00%)	Funding for non-capital related repairs and maintenance.
3437 - Imp Rep & Maint	3,283	-	-	-	-	-	-	0.00%	
3601 - Electricity	6,197	7,100	7,100	7,100	6,600	6,600	(500)	(7.04%)	
3628 - Telephone/Cable TV	1,047	1,700	1,700	500	1,100	1,100	(600)	(35.29%)	
3634 - Water/Sew/Storm	9,439	10,000	10,000	8,000	11,000	11,000	1,000	10.00%	
3801 - Gasoline	948	978	978	-	1,000	1,000	22	2.25%	
3907 - Data Proc Supplies	-	-	-	155	-	-	-	0.00%	
3916 - Janitorial Supplies	1,366	2,000	2,000	500	1,500	1,500	(500)	(25.00%)	
3925 - Office Equip < \$5000	1,398	700	700	-	500	500	(200)	(28.57%)	Funding for equipment less than \$5,000 such as printers, office furniture and chairs.
3928 - Office Supplies	163	600	600	100	500	500	(100)	(16.67%)	Funding for materials and supplies such as toner, copier paper, parking notifications, drafting supplies, etc.
3940 - Safety Shoes	321	250	250	250	500	500	250	100.00%	Funding for safety shoes for part-time staff.
3949 - Uniforms	348	3,100	3,100	1,500	1,000	1,000	(2,100)	(67.74%)	Funding for safety uniforms for part-time and temporary staff.
3999 - Other Supplies	1,218	6,000	6,000	3,000	6,000	6,000	-	0.00%	Funding for miscellaneous supplies, signs, hardware, insecticides, and rodent removal.
4213 - Retiree Health Bene	2,200	-	-	-	-	-	-	0.00%	


Transportation and Mobility Department

Arts & Science District Garage - Arts and Science District Garage

Division-Fund Budget by SubObject

Sub-Object - Name	FY 2020 Actuals	FY 2021 Adopted Budget	FY 2021 Amended Budget	FY 2021 Estimate	FY 2022 Department Requested	FY 2022 Budget Recommended	FY 2021 Adopted vs FY 2022 Budget Recommended	% Dif	Justification
4304 - Indirect Admin Serv	26,520	26,658	26,658	26,658	-	-	(26,658)	(100.00%)	
4308 - Overhead-Fleet	648	1,299	1,299	1,299	1,299	1,299	-	0.00%	
4337 - Servchg-Fire	125	-	-	-	-	-	-	0.00%	
4343 - Servchg-Info Sys	32,604	36,368	36,368	-	5,975	5,975	(30,393)	(83.57%)	
4355 - Servchg-Print Shop	2,156	4,000	4,000	4,000	4,000	4,000	-	0.00%	
4372 - Servchg-Fleet Replacement	10,536	10,465	10,465	3,488	8,512	8,512	(1,953)	(18.66%)	
4373 - Servchg-Fleet O&M	1,104	1,547	1,547	1,547	1,850	1,850	303	19.59%	
4401 - Auto Liability	4,464	3,247	3,247	3,247	3,247	3,247	-	0.00%	
4404 - Fidelity Bonds	36	4	4	-	4	4	-	0.00%	
4407 - Emp Proceedings	132	130	130	132	130	130	-	0.00%	
4410 - General Liability	420	1,408	1,408	1,404	1,408	1,408	-	0.00%	
4416 - Other Ins Charges	480	532	532	528	532	532	-	0.00%	
4428 - Prop/Fire Insurance	54,420	61,633	61,633	61,632	61,633	61,633	-	0.00%	
Operating Expenses	835,700	1,607,118	1,607,118	662,460	1,165,072	1,160,872	(446,246)	(27.77%)	
Arts & Science District Garage - Arts and Science District Garage Total	1,040,270	1,853,061	1,853,061	788,384	1,424,517	1,420,317	(432,744)	(23.35%)	

FY 2022 Decision Package Requests



FY 2022 Decision Package Summary

Arts and Science District Garage Fund (643)

Priority	Request Type	Title of Request	# of Positions	Year 1 Net Cost	Year 2 Net Cost (Ongoing)
1	Reduction	Removing Position T203	(1.00)	(68,120)	(68,876)
			(1.00)	(\$68,120)	(\$68,876)

FY 2022 Decision Package Form

Transportation and Mobility Department

Priority Number: 1
Title of Request: Removing Position T203
Request Type: Reduction

New Position(s) Requested:	Position(s) Eliminated:	Change in Part-Time:	Total Change in FTEs:
0.00	(1)	0.00	(1)

Basis of Justification: Improvement, revenue generating, mandated, cost reduction, workload change. Please state what will be the consequence if this request is not funded?

The purpose of this request is to remove the full time staff member allocated to the maintenance of the performing arts center garage. In discussions with the garage owners (Broward Center and the Downtown Development Authority) it was determined that the maintenance need would be better served by utilizing event workers due to the varying seasonal maintenance needs.

Performance Measures:

Measure Description	Next Year Target	Next Year Target with Modification

Strategic Connections:

Focus Area: Internal Support
 Goal: NA
 Objective:
 Source of Justification:

Position Requests:

Position Type	Job Code	Job Description	Count	Budgeted Salary and Benefits
Removed Position	TM050	Facilities Worker I	(1)	(\$67,920)
Totals			(1)	(\$67,920)


Funding Requests:

Index	Sub Object	SubObject Title	Cost Description	Budget Request	Year 2 (Ongoing)
Expenditures					
TAM080101	1101	Permanent Salaries	Facilities Worker I	(46,586)	(47,224)
TAM080101	2210	Pension - FRS	Facilities Worker I	(4,966)	(5,034)
TAM080101	2301	Soc Sec/Medicare	Facilities Worker I	(3,564)	(3,613)
TAM080101	2402	Life Insurance	Facilities Worker I	(33)	(34)
TAM080101	2404	Health Insurance	Facilities Worker I	(12,771)	(12,771)
TAM080101	3925	Office Equip < \$5000	office equip	(200)	(200)
Total Expenditures				(68,120)	(68,876)
Net				(\$68,120)	(\$68,876)

Funding Impacts (Net):

Fund	Budget Request	Year 2 (Ongoing)
Arts and Science District Garage	(68,120)	(68,876)

Community Investment Plan (CIP) Fund 331





BREAKERS AVENUE AND BIRCH ROAD IMPROVEMENTS

PROJECT#: 12435

Project Mgr: Ben Rogers **Department:** Transportation & Mobility **Address:** Breakers Avenue
Fund: 331 CIP - General Fund **City:** Fort Lauderdale
District: I II III IV **State:** FL
Zip:

Description: The Breakers Avenue project will implement the streetscape vision established for the North Beach Village Area through the Central Beach Master Planning process. The consensus reached by stakeholders was for the City to prioritize creating Breakers Avenue as a model street that places more prominence on the safe movement of the pedestrian in recognition of the character and destinations on the street. Neighbors prioritized the addition of wider sidewalks, on-street parking, landscaping, street trees, string canopy lighting, and traffic calming on this 7 block stretch from Riomar Street north to the entrance of the Bonnet House Museum and Gardens. They also emphasized the need to address aging infrastructure and incorporate sustainable design elements and innovative stormwater treatments, which will be defined through the design process. The components of the project will be designed to serve multiple functions and provide co-benefits.

Justification: The project will address challenges that prevent the area from transforming organically in response to the increased pedestrian activity, including expansive asphalt, existing back-out parking, and a lack of shade and lighting.

The Central Beach Area has been designated an Adaptation Action Area (AAA). Infrastructure upgrades will increase the lifecycle of the streetscape investment and increase its overall resiliency. Breakers Avenue is at the highest elevation in the area and provides an opportunity to maximize stormwater retention that will reduce flooding on streets to the west, which are at significantly lower elevation and experiencing tidal flooding today.

Source Of the Justification: Connecting the Blocks Plan

Project Type: Roadway Improvements

Project Funding Summary:

SOURCE	USAGE	AVAILABLE \$	FY 2022	FY 2023	FY 2024	FY 2025	FY 2026	BEYOND 5-YEAR HORIZON	TOTAL FUNDING
<i>CIP - General Fund ENGINEERING FEES</i>									
331	6534	-	-	-	-	-	-	-	-
<i>CIP - General Fund CONSTRUCTION</i>									
331	6599	2,569,417	-	-	-	-	5,000,000	-	7,569,417
Total Fund 331:		2,569,417	-	-	-	-	5,000,000	-	7,569,417
GRAND TOTAL:		\$2,569,417	-	-	-	-	5,000,000	-	7,569,417

Comments:

Impact On Operating Budget:

IMPACT	AVAILABLE \$	BEYOND 5-YEAR HORIZON	TOTAL FUNDING
TOTAL	\$ -	-	-

Comments:

Cost Estimate Justification:

The engineering and force account is based on an estimated construction value of \$5 million based on projects of similar scope, adjusted to the length of the project and increased to account for sustainable design components. Stormwater storage will likely include rock wrapped with fabric or other storage infrastructure (i.e. Stormtech) on west side of road under the sidewalk, as well as silva cells for trees. Pipe lining, resizing and water meter components are identified as potential needs.

Strategic Connections:

Focus Area: Infrastructure

Strategic Goals: Be a Pedestrian friendly, multi-modal City

Quarters To Perform Each Task:

Initiation / Planning: 2
Design / Permitting: 3
Bidding / Award: 0
Construction / Closeout: 4

Objectives: Integrate transportation land use and planning to create a walkable and bikeable community



BIRCH ROAD IMPROVEMENTS

PROJECT#: FY 20221088

Project Mgr: Judy Erickson
Department: Transportation & Mobility
Fund: 331 CIP - General Fund
District: I II III IV
Address:
City:
State:
Zip:

Description: The project provides for design and construction that can be implemented both in the short and long term to create traffic calming, safety improvements and mobility enhancements along Birch Road between Las Olas and Vistamar Street. Based on stakeholder feedback, the project intent is to develop short-term solutions that can develop into a long-term streetscape design that accomplishes the vision of the community. This project has been identified as a priority by the City Commission and community leaders.

Justification: This project has been identified as a priority by the City Commission and community leaders. Birch Road is an important collector parallel to State Road A1A that experiences cut through traffic and speeding as well as limited multi-modal connections. This project will address those issues.

Source Of the Justification: Connecting the Blocks Plan

Project Type: Roadway Improvements

Project Funding Summary:

SOURCE	USAGE	AVAILABLE \$	FY 2022	FY 2023	FY 2024	FY 2025	FY 2026	BEYOND 5-YEAR HORIZON	TOTAL FUNDING
<i>CIP - General Fund ENGINEERING FEES</i>									
331	6534	-	-	400,000	-	-	-	-	400,000
<i>CIP - General Fund CONSTRUCTION</i>									
331	6599	-	-	-	-	-	12,500,000	-	12,500,000
Total Fund 331:		-	-	400,000	-	-	12,500,000	-	12,900,000
GRAND TOTAL:		\$-	-	400,000	-	-	12,500,000	-	12,900,000

Comments:

Impact On Operating Budget:

IMPACT	AVAILABLE \$	BEYOND 5-YEAR HORIZON	TOTAL FUNDING
			-
TOTAL	\$ -	-	-

Comments:

Cost Estimate Justification:

The engineering and force account is based on an estimated construction value of projects of similar scope, adjusted to the length of the project and increased to account for sustainable design components.

Strategic Connections:

Focus Area: Infrastructure
Strategic Goals: Build a multi-modal and pedestrian friendly community.
Objectives: Improve transportation options and reduce congestion by working with partners

Quarters To Perform Each Task:

Initiation / Planning:
Design / Permitting:
Bidding / Award:
Construction / Closeout:



LAUDERTRAIL CONSTRUCTION

PROJECT#: P12627

Project Mgr: Kristin Thompson
Department: Transportation & Mobility
Fund: 331 CIP - General Fund
District: I II III IV
Address:
City:
State:
Zip:

Description: The LauderTrail project intends to serve as a multi-modal trail throughout the City. The project consists of designing and constructing various shared-use paths, bicycle lanes both standard and buffered, roadway improvements extending the connections on the trail path, roadway and share-use path lighting, , and realignment of parking, is necessary. The trail will also construct new sidewalks, overpasses, transit enhancements and ADA improvements, raised intersections and Pedestrian Rectangular reflective flashing beacon (RRFB) systems to better serve our neighbors and tourists while on the path.

Justification: The project implements the Vision Plan, the Connecting the Blocks Program, and the Vision Zero Fort Lauderdale Plan. This Project has also been a Commission Priority in both 2018 nd 2020. Resolution 18-118 allowed for a working group to be created to develop a seven-mile pedestrian and bicycle trail connecting various local and regional destinations within the City of Fort Lauderdale. As the trail's proposed route stands, the construction of the laudertrail will connect 17 neighborhoods, 26 parks, 11 schools, 30% residents, 7 entertainment districts, 4 government services, 3 higher education centers, 30% jobs and will increase as the trail extends into district 1. information supporting this data is from the City of Fort Lauderdale GIS; US Census 2016 Population estimates; US census longitudinal employer-household dynamics 2015.

Source Of the Justification: Commission Priorities

Project Type: Roadway Improvements

Project Funding Summary:

SOURCE	USAGE	AVAILABLE \$	FY 2022	FY 2023	FY 2024	FY 2025	FY 2026	BEYOND 5-YEAR HORIZON	TOTAL FUNDING
<i>CIP - General Fund CONSTRUCTION</i>									
331	6599	-	-	-	-	-	43,000,000	-	43,000,000
Total Fund 331:		-	-	-	-	-	43,000,000	-	43,000,000
GRAND TOTAL:		\$-	-	-	-	-	43,000,000	-	43,000,000

Comments:

Impact On Operating Budget:

IMPACT	AVAILABLE \$	BEYOND 5-YEAR HORIZON	TOTAL FUNDING
TOTAL	\$ -	-	-

Comments:

Cost Estimate Justification:

Strategic Connections:

Focus Area: Infrastructure
Strategic Goals: Be a Pedestrian friendly, multi-modal City
Objectives: Integrate transportation land use and planning to create a walkable and bikeable community
Comp Plan Elements: Transportation & Mobility

Quarters To Perform Each Task:

Initiation / Planning: 4
Design / Permitting: 4
Bidding / Award: 1
Construction / Closeout: 8



LAS OLAS MOBILITY IMPROVEMENTS

PROJECT#: 12548

Project Mgr: Karen Warfel **Department:** Transportation & Mobility **Address:**
Fund: 331 CIP - General Fund **City:**
District: I II III IV **State:**
Zip:

Description: The Las Olas Corridor Improvement project will be a comprehensive streetscape improvement project for Las Olas Boulevard from Andrews Avenue to A1A. This project will implement the concept and vision adopted by the City Commission through the Las Olas Vision plan. Improvements include landscaping, lane meandering for traffic calming, sidewalk widening and other mobility improvements.

Justification: This project implements the 2021 Las Olas Vision Plan, the Connecting the Blocks Program, FY 2014 the City Commission Annual Action Priority, and the Downtown Walkability Study conducted by Jeff Speck during FY 2013.

Source Of the Justification: Central Beach Master Plan (12/15/2009, CAR 09-1772, I-A (conference)) **Project Type:** Roadway Improvements

Project Funding Summary:

SOURCE	USAGE	AVAILABLE \$	FY 2022	FY 2023	FY 2024	FY 2025	FY 2026	BEYOND 5-YEAR HORIZON	TOTAL FUNDING
<i>CIP - General Fund CONSTRUCTION</i>									
331	6599	-	-	1,000,000	-	-	4,900,000	-	5,900,000
<i>CIP - General Fund FORCE CHARGES / ENGINEERING</i>									
331	6501	-	-	30,000	-	-	100,000	-	130,000
Total Fund 331:		-	-	1,030,000	-	-	5,000,000	-	6,030,000
GRAND TOTAL:		\$-	-	1,030,000	-	-	5,000,000	-	6,030,000

Comments: \$1,030,000 moved from P12470 that has been funded with surtax dollars

Impact On Operating Budget:

IMPACT	AVAILABLE \$	BEYOND 5-YEAR HORIZON	TOTAL FUNDING
			-
TOTAL	\$ -	-	-

Comments:

Cost Estimate Justification:

Strategic Connections:

Focus Area: Public Places

Strategic Goals: Be a community that finds opportunities and leverages partnerships to create unique, inviting and connected gathering places that highlight our beaches, waterways, urban areas and parks

Objectives: Improve access to and enjoyment of our beach, Riverwalk, waterways, parks and open spaces for everyone

Quarters To Perform Each Task:

Initiation / Planning:
Design / Permitting:
Bidding / Award:
Construction / Closeout:



RIVERLAND ROAD TRAFFIC CALMING

PROJECT#: 12598

Project Mgr: Karen Warfel x3798
Department: Transportation & Mobility
Fund: 331 CIP - General Fund
District: I II III IV
Address: Riverland Road SR7 to Davie Blvd
City: Fort Lauderdale
State: FL
Zip:

Description: This project will design and construct traffic calming improvements along Riverland Road between State Road 7 and Davie Blvd to complement the Complete Streets project, which is being constructed by the Broward Metropolitan Planning Organization (MPO) through Transportation Investments Generating Economic Recovery (TIGER) grants. The concept plan includes raised intersections at Okeechobee Lane, SW 35th Avenue, SW 14th Street, and SW 18th Street, as well as a Traffic Circle at SW 31st Avenue. The project will include mini-medians between the intersection improvements to help reduce vehicle passing and to slow vehicles. Additionally, the project will add Wave Delineators where possible to create a separation of the bike lane from the vehicle travel lane .

Justification: Riverland Road has experienced a significant increase in vehicle cut-through traffic since the advent of GPS navigation apps. Based on a recent study, approximately 30% of the vehicles on this two-lane residential street are traveling from SR 7 to Davie Blvd cutting through . Based on past traffic studies there are also significant speeding issues occurring which pose safety concerns for pedestrians and bicyclists along this frequently used route . Additionally, since there is a school located on the corridor, children walking or biking to school must frequently contend with safety issues as well. An upcoming TIGER grant is planned to improve the infrastructure for bicyclists and pedestrians currently competing for the existing narrow sidewalk; however, this project is essential to calming vehicle traffic and ensuring a safer environment. This project will leverage the TIGER Project improvements. This project will support safer, more effective interconnectivity of all modes.

Source Of the Justification: Connecting the Blocks Plan

Project Type: Roadway Improvements

Project Funding Summary:

SOURCE	USAGE	AVAILABLE \$	FY 2022	FY 2023	FY 2024	FY 2025	FY 2026	BEYOND 5-YEAR HORIZON	TOTAL FUNDING
<i>CIP - General Fund FORCE CHARGES / ENGINEERING</i>									
331	6501	-	-	-	-	-	8,000	-	8,000
<i>CIP - General Fund ENGINEERING FEES</i>									
331	6534	100,000	-	-	-	-	-	-	100,000
<i>CIP - General Fund CONSTRUCTION</i>									
331	6599	-	-	-	-	-	800,000	-	800,000
<i>CIP - General Fund PROJECT CONTINGENCIES</i>									
331	6598	-	-	-	-	-	120,000	-	120,000
Total Fund 331:		100,000	-	-	-	-	928,000	-	1,028,000
GRAND TOTAL:		\$100,000	-	-	-	-	928,000	-	1,028,000

Comments: \$100,000 scheduled for FY22 being moved to P12599 ADA Bus Stop Improvements.

Impact On Operating Budget:

IMPACT	AVAILABLE \$	BEYOND 5-YEAR HORIZON	TOTAL FUNDING
			-
TOTAL	\$ -	-	-

Comments: The scope of work is not established therefore the impact on operating is not able to be completed at this time. It will be completed once design is completed. The funds request for FY25 & 26 are actually needed in FY22, Commissioners agree

Cost Estimate Justification:

Cost estimates developed by the design engineer based on past experience for project construction.

Strategic Connections:

Focus Area: Infrastructure

Strategic Goals: Build a multi-modal and pedestrian friendly community.

Objectives: Improve transportation options and reduce congestion by working with partners

Quarters To Perform Each Task:

Initiation / Planning: 2

Design / Permitting: 4

Bidding / Award: 1

Construction / Closeout: 4



ADA-COMPLIANT BUS STOPS

PROJECT#: 12599

Project Mgr: Lisa Marie Glover
Department: Transportation & Mobility
Fund: 331 CIP - General Fund
District: I II III IV
Address:
City:
State:
Zip:

Description: This project concerns the installation of 15 ADA-Compliant Bus Stops along the Community Bus (Sun Trolley) Service Routes. As of 2019, 15 bus stops have been identified as 'non-compliant' within the City. An additional attachment has been provided to detail the locations of the non-compliant stops. Broward County Transit (BCT) has provided a cost estimate for work needed to obtain compliance, which is estimated at \$52,500 per bus stop, for a total of \$750,000 to update all 15 bus stop locations to ADA compliance standards. The work would include:

- Purchase of Right of Way
- Relocation of utilities/cables/drainage
- Installation of concrete pad
- Redesign curbing around location
- Shelter/bus equipment

Justification: Per the October 1, 2019 Interlocal Agreement (ILA) with Broward County Transit for the provision of Community Bus (Sun Trolley) services: Article 2- SCOPE – CITY'S OBLIGATIONS subsection 2.7 BUS STOPS:

2.7 BUS STOPS: It shall be [the] City's sole responsibility to obtain any permission necessary to access or encroach upon any property for use as an origin and/or destination point associated with Community Shuttle Service (a bus stop).

Per 2.7.1 Service: [The] City shall ensure that all proposed bus stops are ADA compliant before revenue service starts. If a proposed bus stop is found to be non-ADA compliant it will not be used until it is made ADA compliant. If a proposed bus stop cannot be made ADA compliant due to cost, geography, right-of-way, etc., it will not be used. County will review bus stops prior to start of service for ADA compliance. If County determines a bus stop to be ADA non-compliant, it will be removed and not used until City makes stop ADA compliant.

Source Of the Justification: Broward County Transit/City of Fort Lauderdale ILA **Project Type:** Operations

Project Funding Summary:

SOURCE	USAGE	AVAILABLE \$	FY 2022	FY 2023	FY 2024	FY 2025	FY 2026	BEYOND 5-YEAR HORIZON	TOTAL FUNDING
<i>CIP - General Fund SITE IMPROVEMENTS</i>									
331	6510	-	200,000	-	-	-	-	-	200,000
Total Fund 331:		-	200,000	-	-	-	-	-	200,000
GRAND TOTAL:		\$-	200,000	-	-	-	-	-	200,000

Comments: \$100,000 from the Riverland Road Project 12598

Impact On Operating Budget:

IMPACT	AVAILABLE \$	FY 2022	FY 2023	FY 2024	FY 2025	FY 2026	BEYOND 5-YEAR HORIZON	TOTAL FUNDING
<i>Incr./(Dec.) Operating Costs</i>								
CHAR 30	-	-	-	-	-	-	-	-
TOTAL	\$-	-	-	-	-	-	-	-

Comments: \$45,000 is the estimated annual maintenance cost for 15 new bus stops. This cost would begin the year following the expiration of the construction warranty.

Cost Estimate Justification:

Per cost estimates paid by Broward County Transit the cost per bus stop is \$50,000 for fifteen (15) identified non-compliant stops in our service area for a total cost of \$750,000. The costs includes funding in case there needs to be the relocation of utilities, cabling, and right-of-way purchasing if needed.

Strategic Connections:

Focus Area: Infrastructure

Strategic Goals: Build a multi-modal and pedestrian friendly community.

Objectives: Improve transportation options and reduce congestion by working with partners

Quarters To Perform Each Task:

Initiation / Planning: 1

Design / Permitting: 3

Bidding / Award: 3

Construction / Closeout: 4



TRAFFIC FLOW IMPROVEMENTS

PROJECT#: 12600

Project Mgr: LISA MARIE GLOVER
Department: Transportation & Mobility
Fund: 331 CIP - General Fund
District: I II III IV
Address:
City:
State:
Zip:

Description: In order to address the FY 2021 City Commission Priority to improve traffic flow throughout the City of Fort Lauderdale, the Transportation and Mobility Department is requesting to provide technology improvements to improve critical areas and pinch points throughout the City. This project will be done in coordination with the Florida Department of Transportation and Broward County Traffic Engineering.

Justification: This project will address the FY 2021 City Commission Priority and will align with an infrastructure objective within the City's strategic plan to improve transportation options and reduce congestion by working with partners.

Source Of the Justification: Broward County Transit/City of Fort Lauderdale ILA **Project Type:** Roadway Improvements

Project Funding Summary:

SOURCE	USAGE	AVAILABLE \$	FY 2022	FY 2023	FY 2024	FY 2025	FY 2026	BEYOND 5-YEAR HORIZON	TOTAL FUNDING
<i>CIP - General Fund CONSTRUCTION</i>									
331	6599	-	-	175,972	500,000	-	500,000	-	1,175,972
Total Fund 331:		-	-	175,972	500,000	-	500,000	-	1,175,972
GRAND TOTAL:		\$-	-	175,972	500,000	-	500,000	-	1,175,972

Comments: FY22 funding moved to FY20221063-E Las Olas Blvd Signalized Mid Block Pedestrian CR

Impact On Operating Budget:

IMPACT	AVAILABLE \$	BEYOND 5-YEAR HORIZON	TOTAL FUNDING
TOTAL	\$ -	-	-

Comments:

Cost Estimate Justification:

Strategic Connections:

Focus Area: Infrastructure
Strategic Goals: Build a multi-modal and pedestrian friendly community.
Objectives: Improve transportation options and reduce congestion by working with partners

Quarters To Perform Each Task:

Initiation / Planning: 3
Design / Permitting: 0
Bidding / Award: 0
Construction / Closeout: 0



RIO VISTA SE 6TH AVE TRAFFIC CALMING

PROJECT#: FY 20210979

Project Mgr: Karen Warfel **Department:** Transportation & Mobility **Address:** SE 6th Ave from SE 5th St to Rio Vista Blvd
Fund: 331 CIP - General Fund **City:** Fort Lauderdale
District: I II III IV **State:** FL
Zip:

Description: This project will improve safety for all users along SE 6th Avenue, around the Henry Kinney Tunnel, and on SE 9th Avenue in Rio Vista. Improvements on SE 6th Avenue will include a raised crosswalk just north of SE 6th Street, a speed hump just north of SE 5th Street, and a raised intersection at SE 6th Avenue and Rio Vista Boulevard. SE 9th Avenue improvements will include the installation of two solar speed radar signs .

Justification: The ramps on SE 6th Avenue in the project area are for the local surface streets above the Henry Kinney Tunnel. There are significant safety issues along SE 6th Avenue related to vehicle speeds and related to driver confusion as a result of lane drops, both issues negatively impact the safety of pedestrians and cyclists. The safety concerns were identified via a traffic study which showed that 85 percent of vehicles are driving 10 miles above the posted speed limit. Similar speeding concerns were also observed along SE 9th Avenue with radar signs recommended in that study to alleviate the problem.

Source Of the Justification: 2035 Vision Plan: Fast Forward Fort Lauderdale

Project Type: Roadway Improvements

Project Funding Summary:

SOURCE	USAGE	AVAILABLE \$	FY 2022	FY 2023	FY 2024	FY 2025	FY 2026	BEYOND 5-YEAR HORIZON	TOTAL FUNDING
<i>CIP - General Fund CONSTRUCTION</i>									
331	6599	-	-	-	-	180,000	-	-	180,000
<i>CIP - General Fund FORCE CHARGES / ENGINEERING</i>									
331	6501	-	-	-	-	36,600	-	-	36,600
<i>CIP - General Fund ENGINEERING FEES</i>									
331	6534	-	-	-	-	22,600	-	-	22,600
Total Fund 331:		-	-	-	-	239,200	-	-	239,200
GRAND TOTAL:		\$-	-	-	-	239,200	-	-	239,200

Comments:

Impact On Operating Budget:

IMPACT	AVAILABLE \$	FY 2022	FY 2023	FY 2024	FY 2025	FY 2026	BEYOND 5-YEAR HORIZON	TOTAL FUNDING
TOTAL	\$ -	-	-	-	-	-	-	-

Comments:

Cost Estimate Justification:

Estimate is based on cost from previous projects and the following percentages: Engineering 15%, Consulting 12%, Construction Management 5%.

Strategic Connections:

Focus Area: Infrastructure

Strategic Goals: Build a multi-modal and pedestrian friendly community.

Objectives: Improve roads, sidewalks, and trails to prioritize a safer, more walkable and bikeable community

Quarters To Perform Each Task:

Initiation / Planning: 1

Design / Permitting: 1

Bidding / Award: 1

Construction / Closeout: 1



SE 9TH AVE PEDESTRIAN CONNECTION

PROJECT#: FY 20210980

Project Mgr: Karen Warfel **Department:** Transportation & Mobility **Address:** SE 9th Ave and SE 4th Street
Fund: 331 CIP - General Fund **City:** Fort Lauderdale
District: I II III IV **State:** FL
Zip:

Description: This project will implement traffic calming measures within the area and create a safer pedestrian connection between Las Olas Boulevard and the water transportation stop at the end of SE 9th Avenue.

Justification: SE 4th Street serves as a parallel road to Las Olas Boulevard and often experiences vehicles traveling at a high rate of speed. The speeding creates dangerous conditions for pedestrians and bicyclists who also use the street, particularly when accessing the water transportation stop or crossing between the Riverside Hotel properties. While there is significant pedestrian crossing at SE 9th Ave, there are no crosswalks at the location; consequently, the addition of crosswalks and a raised intersection aimed at slowing down vehicles will significantly improve safety for all users.

Source Of the Justification: 2035 Vision Plan: Fast Forward Fort Lauderdale

Project Type: Roadway Improvements

Project Funding Summary:

SOURCE	USAGE	AVAILABLE \$	FY 2022	FY 2023	FY 2024	FY 2025	FY 2026	BEYOND 5-YEAR HORIZON	TOTAL FUNDING
<i>CIP - General Fund CONSTRUCTION</i>									
331	6599	-	-	-	-	125,000	-	-	125,000
<i>CIP - General Fund FORCE CHARGES / ENGINEERING</i>									
331	6501	-	-	-	-	25,600	-	-	25,600
<i>CIP - General Fund ENGINEERING FEES</i>									
331	6534	-	-	-	-	16,000	-	-	16,000
Total Fund 331:		-	-	-	-	166,600	-	-	166,600
GRAND TOTAL:		\$-	-	-	-	166,600	-	-	166,600

Comments:

Impact On Operating Budget:

IMPACT	AVAILABLE \$	BEYOND 5-YEAR HORIZON	TOTAL FUNDING
			-
TOTAL	\$ -	-	-

Comments:

Cost Estimate Justification:

Estimate is based on cost from previous projects, and the following percentages: Engineering 15%, Consulting 12%, Construction Management 5%. See CIP Cost Estimate Form.

Strategic Connections:

Focus Area: Infrastructure
Strategic Goals: Build a multi-modal and pedestrian friendly community.

Objectives: Improve roads, sidewalks, and trails to prioritize a safer, more walkable and bikeable community

Quarters To Perform Each Task:

Initiation / Planning: 1
Design / Permitting: 2
Bidding / Award: 1
Construction / Closeout: 2



BAYVIEW DRIVE NORTH BIKE LANES

PROJECT#: FY 20221050

Project Mgr: Karen Warfel **Department:** Transportation & Mobility **Address:** Bayview Drive - NE 60th St to US1/Federal Hig
Fund: 331 CIP - General Fund **City:** Fort Lauderdale
District: I II III IV **State:** FL
Zip:

Description: The Project is to complete a missing link in the bike lane network on Bayview Drive by resurfacing the road and restriping to add bike lanes within the existing roadway between NE 60th Street and US1/Federal Highway by reducing the excessively wide lane widths of 20' to 11' wide. The landscaped buffer on the north side at US1 will be filled with concrete along the shopping plaza to allow bicyclists to be separated from vehicles as they approach the intersection and keep the existing lane configuration and will add a painted bike box at the intersection westbound to allow for bicyclists to safely position at the intersection for turning movements.

Justification: Bayview Drive currently has 4.6 miles of bike lane from Sunrise Boulevard to NE 60th Ave providing a north/south route for bicyclists that connects to the bike lanes on Sunrise Blvd to the Beach but is missing the approximately 1,000 feet to connect to US1/Federal Highway and NE 62nd Street. This connection will fill an important gap in the network that is highly used by bicyclists as seen through Strava data and previous bike counts collected by the City. There is existing pavement width to complete this project. FDOT will be completing a resurfacing project on US1 at this area which will improve bike facilities making this an even more important missing link.

Source Of the Justification: Connecting the Blocks Plan

Project Type: Roadway Improvements

Project Funding Summary:

SOURCE	USAGE	AVAILABLE \$	FY 2022	FY 2023	FY 2024	FY 2025	FY 2026	BEYOND 5-YEAR HORIZON	TOTAL FUNDING
<i>CIP - General Fund ENGINEERING FEES</i>									
331	6534	-	-	-	-	35,000	-	-	35,000
<i>CIP - General Fund FORCE CHARGES / ENGINEERING</i>									
331	6501	-	-	-	-	5,000	-	-	5,000
<i>CIP - General Fund CONSTRUCTION</i>									
331	6599	-	-	-	-	-	100,000	-	100,000
Total Fund 331:		-	-	-	-	40,000	100,000	-	140,000
GRAND TOTAL:		\$-	-	-	-	40,000	100,000	-	140,000

Comments:

Impact On Operating Budget:

IMPACT	AVAILABLE \$	BEYOND 5-YEAR HORIZON	TOTAL FUNDING
TOTAL	\$ -	-	-

Comments:

Cost Estimate Justification:

Strategic Connections:

Focus Area: Infrastructure
Strategic Goals: Be a Pedestrian friendly, multi-modal City
Objectives: Improve pedestrian, bicyclist and vehicular safety

Quarters To Perform Each Task:

Initiation / Planning: 1
Design / Permitting: 2
Bidding / Award: 1
Construction / Closeout: 1



SE 12TH ST & CORDOVA ROAD INTERSECTION IMPROVEMENT

PROJECT#: FY 20221051

Project Mgr: Benjamin Restrepo
Department: Transportation & Mobility
Fund: 331 CIP - General Fund
District: I II III IV
Address: Cordova Road & SE 12th St
City: Fort Lauderdale
State: FL
Zip:

Description: The project will redesign the intersection to provide better organization for vehicle and pedestrian movements through such things as removing pavement to create traffic islands and creating a traffic circle around the existing utility building to better organize vehicle movements. The project will also add crosswalks on the north and east legs of the intersection to improve pedestrian safety.

Justification: The current configuration of the intersection causes safety concerns for all users due to the wide expanse of pavement created by the irregular alignment of how Cordova Road and SE 12th Street come together. There are currently no crosswalks at the intersection and combined with the lack of direction for vehicles creates a severe safety hazard. The project has been requested by the neighborhood for a number of years. Interim measures have been attempted, but there is a need to design improvements holistically for the entire larger intersection to address all concerns. This project improves mobility and safety for residents and visitors to Rio Vista.

Source Of the Justification: 2035 Vision Plan: Fast Forward Fort Lauderdale

Project Type: Roadway Improvements

Project Funding Summary:

SOURCE	USAGE	AVAILABLE \$	FY 2022	FY 2023	FY 2024	FY 2025	FY 2026	BEYOND 5-YEAR HORIZON	TOTAL FUNDING
<i>CIP - General Fund ENGINEERING FEES</i>									
331	6534	-	-	-	-	30,000	-	-	30,000
<i>CIP - General Fund FORCE CHARGES / ENGINEERING</i>									
331	6501	-	-	-	-	3,000	-	-	3,000
<i>CIP - General Fund CONSTRUCTION</i>									
331	6599	-	-	-	-	-	200,000	-	200,000
Total Fund 331:		-	-	-	-	33,000	200,000	-	233,000
GRAND TOTAL:		\$-	-	-	-	33,000	200,000	-	233,000

Comments: Funding for FY25 was moved from P12598

Impact On Operating Budget:

IMPACT	AVAILABLE \$	FY 2022	FY 2023	FY 2024	FY 2025	FY 2026	BEYOND 5-YEAR HORIZON	TOTAL FUNDING
TOTAL	\$ -	-	-	-	-	-	-	-

Comments:

Cost Estimate Justification:

Strategic Connections:

Focus Area: Infrastructure
Strategic Goals: Build a multi-modal and pedestrian friendly community.
Objectives: Improve roads, sidewalks, and trails to prioritize a safer, more walkable and bikeable community

Quarters To Perform Each Task:

Initiation / Planning: 2
Design / Permitting: 3
Bidding / Award: 1
Construction / Closeout: 2



SUNRISE LANE DISTRICT STREETSCAPES

PROJECT#: FY 20221052

Project Mgr: Karen Warfel **Department:** Transportation & Mobility **Address:** Sunrise Lane, NE 9th Street and Breakers Ave
Fund: 331 CIP - General Fund **City:** Fort Lauderdale
District: I II III IV **State:** FL
Zip:

Description: Roadway improvements to the support the surrounding businesses including widening sidewalk area, improving lighting through pedestrian lighting, roadway lighting, and overhead festival lighting, realignment of parking, landscaping where possible, and entryway features to help create a unique destination feel for the district that attracts visitors into the area letting them know there are stores and restaurants within the area just off A1A including wayfinding features.

Justification: The current business district has aging infrastructure that does not support the businesses adequately. The lighting is inadequate which contributes to crime, there is limited sidewalk space to allow for outdoor dining or walking. Parking is limited in the area so is critical to maintain as much as possible however the efficiency of design needs to be explored. The district does not have a unique identity that notifies visitors that there are stores and restaurants just off A1A. Due to its location between two large open spaces and across from the beach, this project will focus on sustainability measures. It is also intended to help spur capital investment in the commercial buildings in this area. Business owners have expressed great concern for safety of visitors and high crime activity in this area due to poor lighting.

Source Of the Justification: 2035 Vision Plan: Fast Forward Fort Lauderdale

Project Type: Roadway Improvements

Project Funding Summary:

SOURCE	USAGE	AVAILABLE \$	FY 2022	FY 2023	FY 2024	FY 2025	FY 2026	BEYOND 5-YEAR HORIZON	TOTAL FUNDING
<i>CIP - General Fund ENGINEERING FEES</i>									
331	6534	-	-	-	-	210,800	-	-	210,800
<i>CIP - General Fund FORCE CHARGES / ENGINEERING</i>									
331	6501	-	-	-	-	10,000	-	-	10,000
<i>CIP - General Fund CONSTRUCTION</i>									
331	6599	-	-	-	-	-	1,000,000	-	1,000,000
Total Fund 331:		-	-	-	-	220,800	1,000,000	-	1,220,800
GRAND TOTAL:		\$-	-	-	-	220,800	1,000,000	-	1,220,800

Comments: Cost estimates established based on similar projects including the recent Galt Shops streetscape redesign. Funding for FY25 was moved from P12598, a new request for P12598 has been added to FY26

Impact On Operating Budget:

IMPACT	AVAILABLE \$	BEYOND 5-YEAR HORIZON	TOTAL FUNDING
TOTAL	\$ -	-	-

Comments:

Cost Estimate Justification:

Strategic Connections:

Focus Area: Infrastructure

Strategic Goals: Build a multi-modal and pedestrian friendly community.

Objectives: Improve roads, sidewalks, and trails to prioritize a safer, more walkable and bikeable community

Quarters To Perform Each Task:

Initiation / Planning: 2
Design / Permitting: 4
Bidding / Award: 2
Construction / Closeout: 4



SHADY BANKS & TARPON RIVER MASTER PLAN IMPLEMENTATION

PROJECT#: FY 20221053

Project Mgr: Karen Warfel **Department:** Transportation & Mobility **Address:**
Fund: 331 CIP - General Fund **City:**
District: I II III IV **State:**
Zip:

Description: The project will implement priority elements from the adopted Neighborhood Mobility Master Plans for Shady Banks and Tarpon River including adding sidewalks, lighting, and traffic calming. The project was awarded a grant through the Broward Metropolitan Planning Organization's Complete Streets and Localized Initiatives Grant Program.

Justification: The format of the grant has since changed to where the City will be required to manage the project. Grant funds will be provided to the City for Design, Construction and CEI on a reimbursable bases, however the city will not need to provide contingency funds. The elements of the project were identified as priorities by the neighborhoods through the Neighborhood Mobility Master Plan process completed with both Shady Banks and Tarpon River neighborhoods. The project will improve multimodal connections and improve safety for users of the roadway through sidewalks, traffic calming and lighting on key corridors in each neighborhood.

Source Of the Justification: Connecting the Blocks Plan

Project Type: Roadway Improvements

Project Funding Summary:

SOURCE	USAGE	AVAILABLE \$	FY 2022	FY 2023	FY 2024	FY 2025	FY 2026	BEYOND 5-YEAR HORIZON	TOTAL FUNDING
<i>CIP - General Fund PROJECT CONTINGENCIES</i>									
331	6598	-	-	-	-	-	270,000	-	270,000
Total Fund 331:		-	-	-	-	-	270,000	-	270,000
<i>FDOT ENGINEERING FEES</i>									
778	6534	-	-	-	-	-	307,000	-	307,000
<i>FDOT CONSTRUCTION</i>									
778	6599	-	-	-	-	-	1,619,369	-	1,619,369
Total Fund 778:		-	-	-	-	-	1,926,369	-	1,926,369
GRAND TOTAL:		\$-	-	-	-	-	2,196,369	-	2,196,369

Comments: Metropolitan Planning Organization, CSLIP Grant that was received by the City in 2017. FDOT changed the delivery process where now the city will receive the funding on a reimbursable basis. City to provide Contingency. Please see notes in comments

Impact On Operating Budget:

IMPACT	AVAILABLE \$	BEYOND 5-YEAR HORIZON	TOTAL FUNDING
TOTAL	\$ -	-	-

Comments: These funds are actually needed as follows and Commissioner(s) are aware: \$270,000 in FY23.

Cost Estimate Justification:

Cost estimates were prepared by FDOT.

Strategic Connections:

Focus Area: Infrastructure

Strategic Goals: Build a multi-modal and pedestrian friendly community.

Objectives: Improve roads, sidewalks, and trails to prioritize a safer, more walkable and bikeable community

Quarters To Perform Each Task:

Initiation / Planning:

Design / Permitting:

Bidding / Award:

Construction / Closeout:



NW 4TH STREET COMPLETE STREETS

PROJECT#: FY 20221059

Project Mgr: Karen Warfel **Department:** Transportation & Mobility **Address:** NW 4th Street - NW 7th Ave to NW 18th Ave
Fund: 331 CIP - General Fund **City:** Fort Lauderdale
District: I II III IV **State:** FL
Zip:

Description: Conduct a signal study and improve NW 4th Street between NW 18th Ave and NW 7th Ave with a streetscape design that provides a wide sidewalk for bicycles and pedestrians, enhanced crosswalks, mid-block crossings, lighting upgrades, wayfinding signage and beautification while implementing traffic calming measures and an adjusted intersection geometry.

Justification: NW 4th Street is a major collector through the residential neighborhood of Historic Dorsey Riverbend. Concerns have been raised regarding speeding cut through vehicles avoiding Broward Blvd, safety for students of Walker Elementary, and residents walking and driving. The project was most recently identified in the Northwest Progresso Flagler Village CRA Mobility Master Plan as a priority corridor. The top priorities established during the community involvement for the study were to address pedestrian safety, speeding vehicles, transit connectivity, congestion, and lack of lighting. NW 4th Street was identified as Project #2.

Source Of the Justification: 2035 Vision Plan: Fast Forward Fort Lauderdale **Project Type:** Roadway Improvements

Project Funding Summary:

SOURCE	USAGE	AVAILABLE \$	FY 2022	FY 2023	FY 2024	FY 2025	FY 2026	BEYOND 5-YEAR HORIZON	TOTAL FUNDING
<i>CIP - General Fund ENGINEERING FEES</i>									
331	6534	-	-	-	-	-	200,000	-	200,000
<i>CIP - General Fund FORCE CHARGES / ENGINEERING</i>									
331	6501	-	-	-	-	-	10,000	-	10,000
<i>CIP - General Fund CONSTRUCTION</i>									
331	6599	-	-	-	-	-	-	1,000,000	-
Total Fund 331:		-	-	-	-	-	210,000	1,000,000	210,000
GRAND TOTAL:		\$-	-	-	-	-	210,000	1,000,000	210,000

Comments:

Impact On Operating Budget:

IMPACT	AVAILABLE \$	BEYOND 5-YEAR HORIZON	TOTAL FUNDING
TOTAL	\$ -	-	-

Comments: Maintenance costs will be determined once the design is completed and the scope of improvements understood.

Cost Estimate Justification:

Cost estimate based on recent similar roadway projects including NW 15th Avenue that is similar length and scope.

Strategic Connections:

Focus Area: Infrastructure
Strategic Goals: Build a multi-modal and pedestrian friendly community.
Objectives: Improve roads, sidewalks, and trails to prioritize a safer, more walkable and bikeable community

Quarters To Perform Each Task:

Initiation / Planning: 2
Design / Permitting: 4
Bidding / Award: 2
Construction / Closeout: 4



NW 17TH AVE BI DIRECTIONAL & NW 16TH TERR ROAD CL

PROJECT#: FY 20221061

Project Mgr: Istvan Virag **Department:** Transportation & Mobility **Address:**
Fund: 331 CIP - General Fund **City:**
District: I II III IV **State:**
Zip:

Description: -NW 17th Avenue bidirectional in the Northbound and Southbound direction :
o Roadway reconstruction required
o Utility relocation along sunrise boulevard
o Right of way acquisition for roadway widening to minimum 24 ft.
o Landscape removal /relocation.
o Closed Drainage system installation
o Requires FDOT approval for Sunrise Boulevard impacts and may be within I-95 access management influence area

NW 16th Terrace permanent access (street) closure:
o Planter/landscape for permanent roadway closure.
o Sidewalk and curbing reconstruction abutting Sunrise Boulevard.
o Right of way acquisition required for turn around area abutting Sunrise boulevard.
o Requires FDOT approval for Sunrise Boulevard impacts and may be within I-95 access management influence area

Total construction and traffic analysis cost = \$385,861.11
The above cost does not include the cost of acquiring the right of way needed to construct this project.

Justification: Neighborhood and District Three commissioner have requested for improvement to reduce speeding, cut through traffic, and truck traffic though the Durrs neighborhood.
The solution is to close off vehicular access from Sunrise Blvd on NW 16th Terrace and to make NW 17th Ave at Sunrise Blvd bidirectional replacing the existing one way south configuration.

Source Of the Justification: Not identified in an approved plan

Project Type: Roadway Improvements

Project Funding Summary:

SOURCE	USAGE	AVAILABLE \$	FY 2022	FY 2023	FY 2024	FY 2025	FY 2026	BEYOND 5-YEAR HORIZON	TOTAL FUNDING
<i>CIP - General Fund ENGINEERING FEES</i>									
331	6534	-	-	-	-	-	50,000	-	50,000
<i>CIP - General Fund CONSTRUCTION</i>									
331	6599	-	-	-	-	-	335,862	-	335,862
Total Fund 331:		-	-	-	-	-	385,862	-	385,862
GRAND TOTAL:		\$-	-	-	-	-	385,862	-	385,862

Comments:

Impact On Operating Budget:

IMPACT	AVAILABLE \$	BEYOND 5-YEAR HORIZON	TOTAL FUNDING
			-
TOTAL	\$ -	-	-

Comments:

Cost Estimate Justification:

Strategic Connections:

Focus Area: Infrastructure

Strategic Goals: Build a multi-modal and pedestrian friendly community.

Objectives: Improve transportation options and reduce congestion by working with partners

Quarters To Perform Each Task:

Initiation / Planning:
Design / Permitting:
Bidding / Award:
Construction / Closeout:



E LAS OLAS BLVD SIGNALIZED MID-BLOCK PEDESTRIAN CR

PROJECT#: FY 20221063

Project Mgr: Benjamin Restrepo
Department: Transportation & Mobility
Fund: 331 CIP - General Fund
District: I II III IV
Address:
City:
State:
Zip:

Description: Install two signalized mid-block crossing on E Las Olas Blvd at Coconut Isle Dr and Coral Way .

Cost per signalized mid-block pedestrian crossing will be \$270,000 each for a total cost of \$540,000.

Justification: The las Olas working group has studied and identified key locations for midblock pedestrian crossings on E Las Olas Blvd between SE 15th Ave and SE 25th Ave.

SE 15th Ave and SE 25th Ave are about a mile (5,280 Feet) apart from each other along E Las Olas Blvd, and existing today there isn't a safe crossing for pedestrians and bicyclist to cross 70 feet of pavement width to get from one side of E Las Olas to the other.

These signalized crossings would enhance the community by providing the safe passage for pedestrians and bicyclist and reduce the need for community members to armor themselves in a vehicle to cross E Las Olas Blvd.

Source Of the Justification: Vision Zero: Fort Lauderdale

Project Type: Roadway Improvements

Project Funding Summary:

SOURCE	USAGE	AVAILABLE \$	FY 2022	FY 2023	FY 2024	FY 2025	FY 2026	BEYOND 5-YEAR HORIZON	TOTAL FUNDING
<i>CIP - General Fund CONSTRUCTION</i>									
331	6599	-	300,000	-	-	-	300,000	-	600,000
Total Fund 331:		-	300,000	-	-	-	300,000	-	600,000
GRAND TOTAL:		\$-	300,000	-	-	-	300,000	-	600,000

Comments: FY22 funding moved from P12600-Traffic Flow Improvements

Impact On Operating Budget:

IMPACT	AVAILABLE \$	BEYOND 5-YEAR HORIZON	TOTAL FUNDING
TOTAL	\$ -	-	-

Comments:

Cost Estimate Justification:

Strategic Connections:

Focus Area: Infrastructure

Strategic Goals: Be a Pedestrian friendly, multi-modal City

Objectives: Integrate transportation land use and planning to create a walkable and bikeable community

Quarters To Perform Each Task:

Initiation / Planning:

Design / Permitting:

Bidding / Award:

Construction / Closeout:



20 SPEED HUMPS IN LAUDERDALE MANORS

PROJECT#: FY 20221064

Project Mgr: Benjamin Restrepo **Department:** Transportation & Mobility **Address:**
Fund: 331 CIP - General Fund **City:**
District: I II III IV **State:**
Zip:

Description: Install 20 speed humps throughout the neighborhood Lauderdale Manors neighborhood spaced out 500 feet between each other.

Cost Estimate \$146,495.25

Justification: Since 2017 city has received multiple requests to install speed humps in Lauderdale Manors in order to reduce vehicular speeds through the neighborhood. City staff have identified key locations to install 20 speed humps throughout the neighborhood spaced out 500 feet between each other.

Source Of the Justification: Not identified in an approved plan

Project Type: Roadway Improvements

Project Funding Summary:

SOURCE	USAGE	AVAILABLE \$	FY 2022	FY 2023	FY 2024	FY 2025	FY 2026	BEYOND 5-YEAR HORIZON	TOTAL FUNDING
<i>CIP - General Fund CONSTRUCTION</i>									
331	6599	-	-	-	-	-	146,496	-	146,496
Total Fund 331:		-	-	-	-	-	146,496	-	146,496
GRAND TOTAL:		\$-	-	-	-	-	146,496	-	146,496

Comments:

Impact On Operating Budget:

IMPACT	AVAILABLE \$	BEYOND 5-YEAR HORIZON	TOTAL FUNDING
			-
TOTAL	\$ -	-	-

Comments:

Cost Estimate Justification:

Strategic Connections:

Focus Area: Infrastructure
Strategic Goals: Be a Pedestrian friendly, multi-modal City

Objectives: Integrate transportation land use and planning to create a walkable and bikeable community

Quarters To Perform Each Task:

Initiation / Planning:
Design / Permitting:
Bidding / Award:
Construction / Closeout:



NE 15TH AVENUE COMPLETE STREETS PROJECT

PROJECT#: FY 20221065

Project Mgr: Karen Warfel **Department:** Transportation & Mobility **Address:** NE 15th Ave from Sunrise Blvd to Middle River
Fund: 331 CIP - General Fund **City:** Fort Lauderdale
District: I II III IV **State:** FL
Zip:

Description: The project is to create a consistent cross-section on NE 15th Avenue between Sunrise Blvd and the Middle River that improves safety for all users especially adding new pedestrian and bicycle space. The project will implement a lane elimination to add bike lanes between NE 11th St and NE 13th Street, landscaped medians, raised intersections and crosswalks. It will address turning movement conflicts between Sunrise Blvd and NE 11th St. North of NE 13th St the lanes will be realigned to be consistent with narrower travel lanes and wider bike lanes, adding crosswalks at NE 14th St and NE 18th Court to improve safety for students, and lengthening several medians to improve safety and add pedestrian medians.

Justification: This roadway experiences significant safety challenges including vehicle speeding, a lack of any crosswalks to support the pedestrian activity, and no bike lanes between Sunrise Blvd and NE 13th St while there are nearby connections south through Victoria Park and north into Wilton Manors. The project will address many issues that have been raised by the neighborhoods for many years and specific QAlert concerns. The project has been identified as the priority item for the Lake Ridge Neighborhood Mobility Master Plan and within Poinsettia Heights were identified by their HOA and through QAlerts. There have been more than 200 crashes on this corridor over the last 5 years include 6 involving pedestrians. The key locations for these crashes are at the intersections where improvements are being recommended.

Source Of the Justification: Connecting the Blocks Plan

Project Type: Roadway Improvements

Project Funding Summary:

SOURCE	USAGE	AVAILABLE \$	FY 2022	FY 2023	FY 2024	FY 2025	FY 2026	BEYOND 5-YEAR HORIZON	TOTAL FUNDING
<i>CIP - General Fund ENGINEERING FEES</i>									
331	6534	-	-	-	-	-	200,000	-	200,000
<i>CIP - General Fund CONSTRUCTION</i>									
331	6599	-	-	-	-	-	-	1,340,000	-
<i>CIP - General Fund FORCE CHARGES / ENGINEERING</i>									
331	6501	-	-	-	-	-	14,000	-	14,000
Total Fund 331:		-	-	-	-	-	214,000	1,340,000	214,000
GRAND TOTAL:		\$-	-	-	-	-	214,000	1,340,000	214,000

Comments: This is being put in just in case it is not funded by FDOT. They have been trying for 10 years to get this done.

Impact On Operating Budget:

IMPACT	AVAILABLE \$	BEYOND 5-YEAR HORIZON	TOTAL FUNDING
			-
TOTAL	\$ -	-	-

Comments:

Cost Estimate Justification:

The cost estimate was developed by an engineer using the FDOT cost estimate program.

Strategic Connections:

Focus Area: Infrastructure

Strategic Goals: Build a multi-modal and pedestrian friendly community.

Quarters To Perform Each Task:

Initiation / Planning: 2
Design / Permitting: 4
Bidding / Award: 2
Construction / Closeout: 4

Objectives:

Improve roads, sidewalks, and trails to prioritize a safer, more walkable and bikeable community

Community Investment Plan (CIP) Fund 129





SURTAX-ONE-WAY PAIRS STUDY

PROJECT#: 12594

Project Mgr: Lisa Glover **Department:** Transportation & Mobility **Address:** Andrews Avenue & E3rd Avenue
Fund: 129 Grants **City:** Fort Lauderdale
District: I II III IV **State:** FL
Zip:

Description: Study of the feasibility of one-way pairs on Andrews Avenue and E 3rd Avenue from Sunrise Blvd to SE 17th Street to better move vehicles and provide more space for transit and multimodal accommodations

Justification: Andrews and 3rd Avenue experience traffic congestion during peak commuting times because they serve as the main north/south arterials in and out of Downtown. An alternative that has been discussed to improve that movement is to restructure the streets as one-way pairs or some version similar. In order to move forward toward such an alignment a detailed traffic study needs to be completed through a partnership with Broward County, the DDA, Broward Metropolitan Planning Organization, and Florida Department of Transportation.

Source Of the Justification: Connecting the Blocks Plan

Project Type: Roadway Improvements

Project Funding Summary:

SOURCE	USAGE	AVAILABLE \$	FY 2022	FY 2023	FY 2024	FY 2025	FY 2026	BEYOND 5-YEAR HORIZON	TOTAL FUNDING
<i>Grants ENGINEERING FEES</i>									
129	6534	-	780,000	-	-	-	-	-	780,000
<i>Grants CONSTRUCTION</i>									
129	6599	-	-	2,762,500	2,762,500	-	-	-	5,525,000
Total Fund 129:		-	780,000	2,762,500	2,762,500	-	-	-	6,305,000
GRAND TOTAL:		\$-	780,000	2,762,500	2,762,500	-	-	-	6,305,000

Comments:

Impact On Operating Budget:

IMPACT	AVAILABLE \$	BEYOND 5-YEAR HORIZON	TOTAL FUNDING
			-
TOTAL	\$ -	-	-

Comments:

Cost Estimate Justification:

Strategic Connections:

Focus Area: Infrastructure
Strategic Goals: Be a Pedestrian friendly, multi-modal City
Objectives: Improve pedestrian, bicyclist and vehicular safety

Quarters To Perform Each Task:

Initiation / Planning: 4
Design / Permitting: 0
Bidding / Award: 0
Construction / Closeout: 0



SURTAX - SIDEWALK CONNECTIONS

PROJECT#: 12596

Project Mgr: Kristen Thompson
Department: Transportation & Mobility
Fund: 129 Grants
District: I II III IV
Address: Citywide
City: Fort Lauderdale
State: FL
Zip:

Description: There are many incomplete sidewalks within the City. The project will design the new sidewalks that will fill those missing gaps beginning with identifying priorities from the list and design.

Justification: The Transportation & Mobility Department has compiled a list of outstanding requests for completion of sidewalks identified through QAlerts and Master Plans. There are more than 65 outstanding requests dating back to 2015 totally more than 10 miles of sidewalks, however prior to this funding there was a city priority to address deficient sidewalks prior to adding new.

Source Of the Justification: Connecting the Blocks Plan

Project Type: Roadway Improvements

Project Funding Summary:

SOURCE	USAGE	AVAILABLE \$	FY 2022	FY 2023	FY 2024	FY 2025	FY 2026	BEYOND 5-YEAR HORIZON	TOTAL FUNDING
<i>Grants CONSTRUCTION</i>									
129	6599	-	-	2,640,000	-	-	-	-	2,640,000
Total Fund 129:		-	-	2,640,000	-	-	-	-	2,640,000
GRAND TOTAL:		\$-	-	2,640,000	-	-	-	-	2,640,000

Comments:

Impact On Operating Budget:

IMPACT	AVAILABLE \$	BEYOND 5-YEAR HORIZON	TOTAL FUNDING
			-
TOTAL	\$ -		-

Comments:

Cost Estimate Justification:

Strategic Connections:


Focus Area: Infrastructure
Strategic Goals: Be a Pedestrian friendly, multi-modal City

Quarters To Perform Each Task:

Initiation / Planning: 3
Design / Permitting: 2
Bidding / Award: 1
Construction / Closeout: 4

Objectives: Integrate transportation land use and planning to create a walkable and bikeable community

Community Investment Plan (CIP) Fund 461





PARKING TECHNOLOGIES UPDATE

PROJECT#: 11993

Project Mgr: BRYAN GREEN
Department: Transportation & Mobility
Fund: 461 Parking Fund
District: I II III IV
Address: City Wide
City: Fort Lauderdale
State: FL
Zip: 33301

Description: Purchasing a new City Parking Management system and corresponding technology such as sensors installations, license plate recognition systems and dynamic availability Signage

Justification: A test of this technology has shown that the installation of this device will enhance the ability of the parking customer to find available parking spaces through the use of their cell phone, and in addition will alert Parking Enforcement to potential violators.

Source Of the Justification: 2035 Vision Plan: Fast Forward Fort Lauderdale **Project Type:** Parking

Project Funding Summary:

SOURCE	USAGE	AVAILABLE \$	FY 2022	FY 2023	FY 2024	FY 2025	FY 2026	BEYOND 5-YEAR HORIZON	TOTAL FUNDING
<i>Parking Fund CONSTRUCTION</i>									
461	6599	-	-	1,700,000	-	-	-	-	1,700,000
Total Fund 461:		-	-	1,700,000	-	-	-	-	1,700,000
GRAND TOTAL:		\$-	-	1,700,000	-	-	-	-	1,700,000

Comments: CURRENT PROJECT WILL BE CLOSED AND FUNDS SENT TO FUND BALANCE IN FY20, THE NEEDED STILL EXISTS FOR THIS PROJECT THIS IS THE REASON FOR THE REQUEST IN FY22

Impact On Operating Budget:

IMPACT	AVAILABLE \$	BEYOND 5-YEAR HORIZON	TOTAL FUNDING
			-
TOTAL	\$ -		-

Comments:

Cost Estimate Justification:

Strategic Connections:

Focus Area: Internal Support

Strategic Goals: Build a leading government organization that manages all resources wisely and sustainably

Objectives: Provide a reliable and progressive technology infrastructure

Quarters To Perform Each Task:

Initiation / Planning: 1

Design / Permitting: 1

Bidding / Award: 0

Construction / Closeout: 5



PARKING ADMINISTRATION AND CITY PARKING GARAGE REP

PROJECT#: 12183

Project Mgr: Shiau Ching Low x3779 **Department:** Transportation & Mobility **Address:** 150 SE 2nd Street
Fund: 461 Parking Fund **City:** Fort Lauderdale
District: I II III IV **State:** FL
Zip: 33301

Description: This request is based on the costs estimates below:

Structural Repairs:

Lakdas/Yohalem Engineering, Inc. consulting firm was hired by the City in 2018 to perform a detail structural condition assessment and prepare restoration methods and drawings for the Riverwalk Center Garage. Based on the report dated 2/5/2019, for the 7 story parking garage of an approximately 500'x300', the immediate repair cost will be \$19,390.75; the repair within 6 months will cost \$1,887,875.75; the repair within 1 year will cost \$6,408,691.25; the repair within 5 years will cost \$207,500.00 and the maintenance cost \$22,988.95 with a total of \$8,846,466.70.

Mechanical/Electrical/Plumbing:

Per the BCC Engineering Consulting Inc. vision inspection report the mechanical repair is estimated at \$167,100. The electrical repairs is estimated at \$3,935,701.50. The plumbing/fire protection estimates at \$1,003,350.

Justification: The 40 year building safety inspection performed by DeRose Design Consultants, Inc. addressed multiple structural, mechanical, plumbing, and electrical findings. Depending on the condition of the finding, the repairs were identified as immediate, within 5 years or within 20 years. This request will address the issues as prioritized by the consultant.

The request is based on the detail structural condition survey report, restoration methods and design drawings completed by Lakdas/Yohalem Engineering, Inc. in February 2019. During the budget cycle for Fiscal Year 2020, we will begin part of the structural restoration in the garage. Note that the above cost did not include inflation, it is estimate 5% increment per year.

Source Of the Justification: Not identified in an approved plan

Project Type: Parking

Project Funding Summary:

SOURCE	USAGE	AVAILABLE \$	FY 2022	FY 2023	FY 2024	FY 2025	FY 2026	BEYOND 5-YEAR HORIZON	TOTAL FUNDING
<i>Parking Fund CONSTRUCTION</i>									
461	6599	3,094,543	2,675,000	1,900,000	2,546,829	-	-	-	10,216,372
<i>Parking Fund FORCE CHARGES / ENGINEERING</i>									
461	6501	99,652	100,000	100,000	100,000	-	-	-	399,652
Total Fund 461:		3,194,195	2,775,000	2,000,000	2,646,829	-	-	-	10,616,024
GRAND TOTAL:		\$3,194,195	2,775,000	2,000,000	2,646,829	-	-	-	10,616,024

Comments: FY 2021 repairs are included into FY 2022 which includes structural and mechanical repairs to City Park Garage.

Impact On Operating Budget:

IMPACT	AVAILABLE \$	BEYOND 5-YEAR HORIZON	TOTAL FUNDING
TOTAL	\$ -	-	-

Comments:

Cost Estimate Justification:

There are no anticipated additional costs to the operating budget at this time

Strategic Connections:

Focus Area: Infrastructure

Strategic Goals: Be a Pedestrian friendly, multi-modal City

Objectives: Improve pedestrian, bicyclist and vehicular safety

Quarters To Perform Each Task:

Initiation / Planning: 0

Design / Permitting: 1

Bidding / Award: 2

Construction / Closeout: 20

~ Notes ~