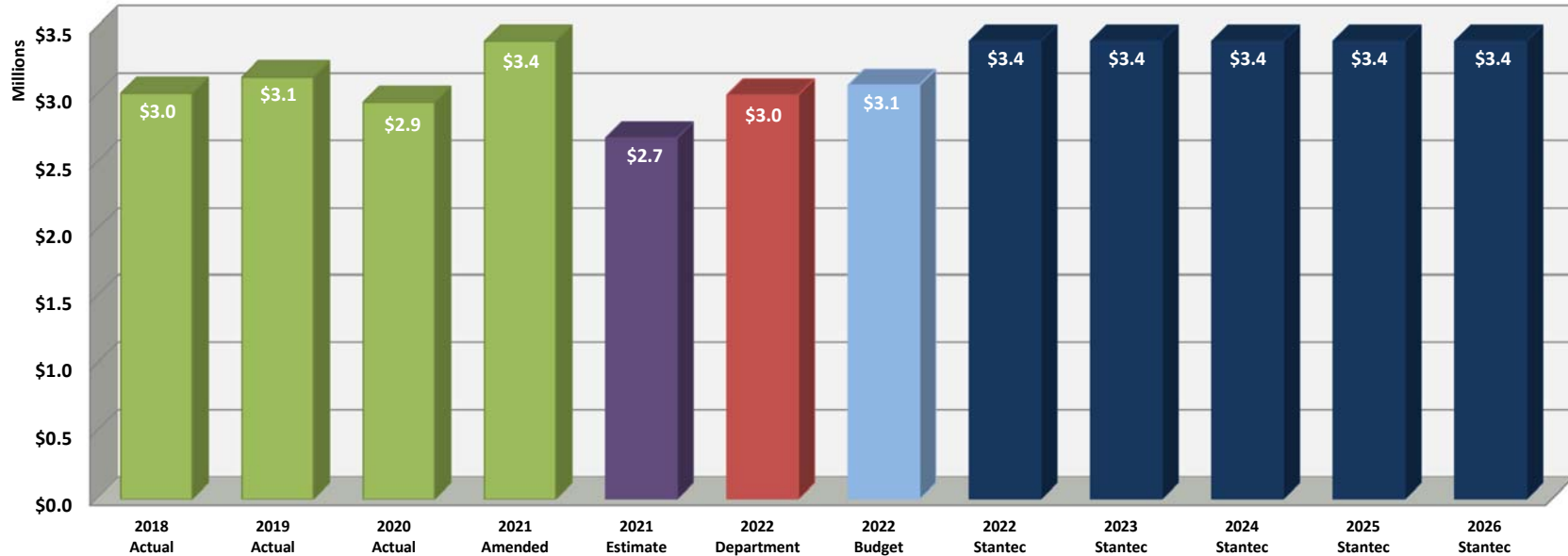


Business Tax



Revenue Source	2018 Actual	2019 Actual	2020 Actual	2021 Amended	2021 Estimate	2022 Department	2022 Budget	2022 Stantec	2023 Stantec	2024 Stantec	2025 Stantec	2026 Stantec	Department
Business Tax	\$ 3,013,275	\$ 3,133,975	\$ 2,945,727	\$ 3,400,000	\$ 2,682,642	\$ 3,000,000	\$ 3,073,625	\$ 3,400,000	\$ 3,400,000	\$ 3,400,000	\$ 3,400,000	\$ 3,400,000	Finance
% of Business Tax Change	3.6%	4.0%	-6.0%	15.4%	-8.9%	-11.8%	-9.6%	0.0%	0.0%	0.0%	0.0%	0.0%	

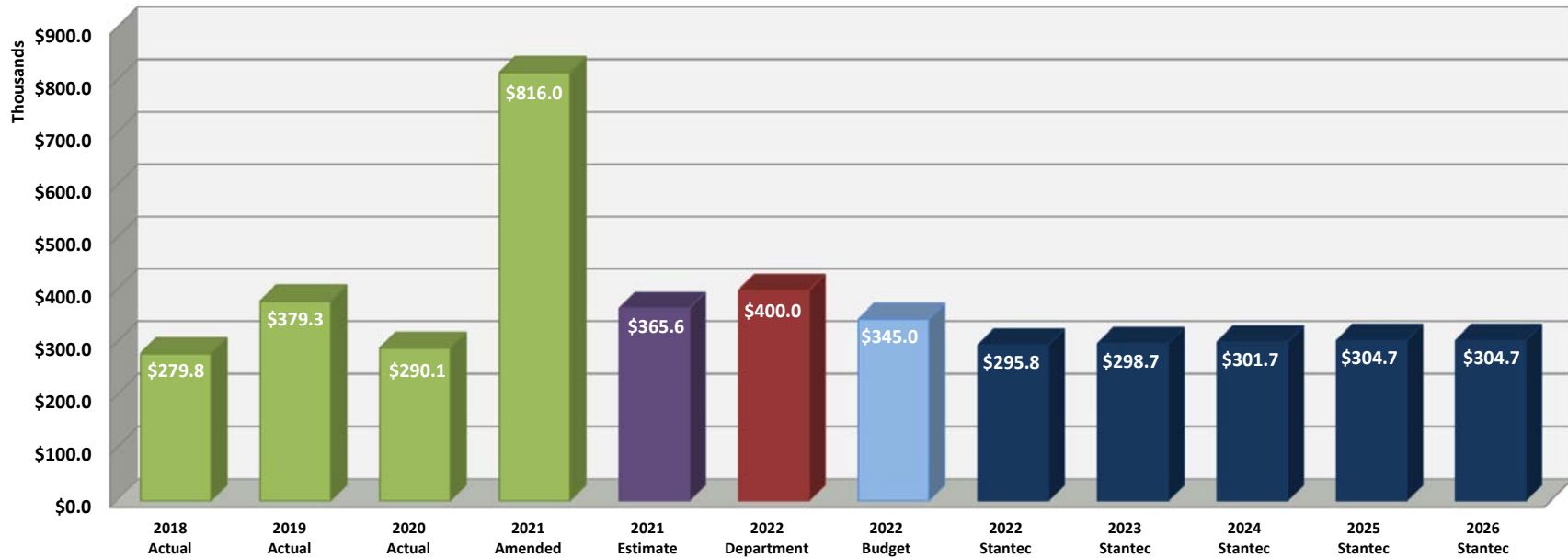
Description:

The Local Business Tax, formerly known as Occupational License Tax, is a tax for the privilege of engaging in or managing any business, profession, or occupation within the City limits.

Fiscal Capacity:

A business tax rate increase would require the Fort Lauderdale City Commission approval and adherence to the guidelines of Florida State Statutes. The business tax rate can increase or decrease up to 5% every other year by June 30. The expectation is for business tax receipts to remain stable because there is no significant change anticipated in the number of new businesses in the next fiscal year. The Florida Legislature has proposed changes to this tax; however, no changes have occurred to date.

Landscaping Permits



Revenue Source	2018 Actual	2019 Actual	2020 Actual	2021 Amended	2021 Estimate	2022 Department	2022 Budget	2022 Stantec	2023 Stantec	2024 Stantec	2025 Stantec	2026 Stantec	Department
Landscaping Permits	\$ 279,789	\$ 379,323	\$ 290,136	\$ 815,987	\$ 365,627	\$ 400,000	\$ 345,029	\$ 295,800	\$ 298,700	\$ 301,700	\$ 304,700	\$ 304,700	Sustainable Development
% of Landscaping Permits Change	16.2%	35.6%	-23.5%	181%	26%	-51.0%	-57.7%	-63.7%	1.0%	1.0%	1.0%	0.0%	

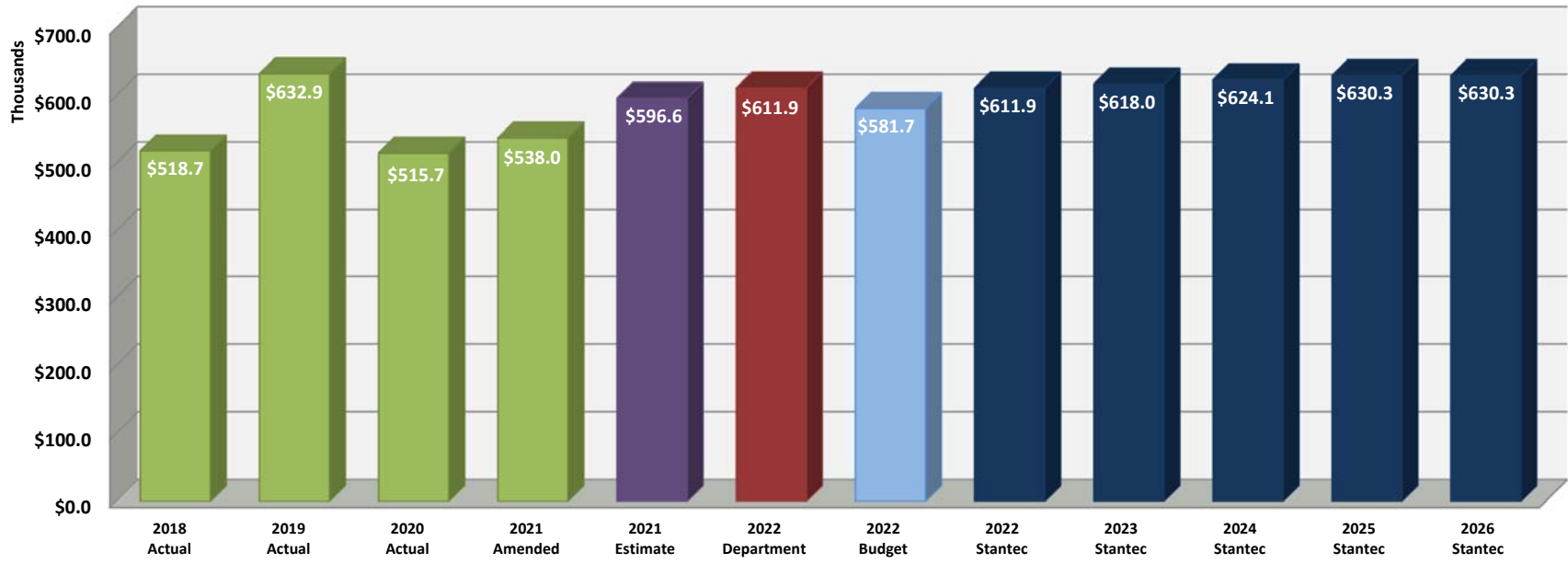
Description:

This revenue comes from fees assessed to neighbors who apply for tree removal and landscaping permits.

Fiscal Capacity:

Commission approval would be required to increase the fee schedule.

Permits/Miscellaneous Engineering Charges



Revenue Source	2018 Actual	2019 Actual	2020 Actual	2021 Amended	2021 Estimate	2022 Department	2022 Budget	2022 Stantec	2023 Stantec	2024 Stantec	2025 Stantec	2026 Stantec	Department
Permits/Misc. Eng. Fees	\$ 518,726	\$ 632,850	\$ 515,677	\$ 538,000	\$ 596,580	\$ 611,900	\$ 581,702	\$ 611,900	\$ 618,000	\$ 624,100	\$ 630,300	\$ 630,300	Sustainable Development
% of Permits/Misc. Eng. Fees Change	5.8%	22.0%	-18.5%	4%	16%	13.7%	8.1%	13.7%	1.0%	1.0%	1.0%	0.0%	

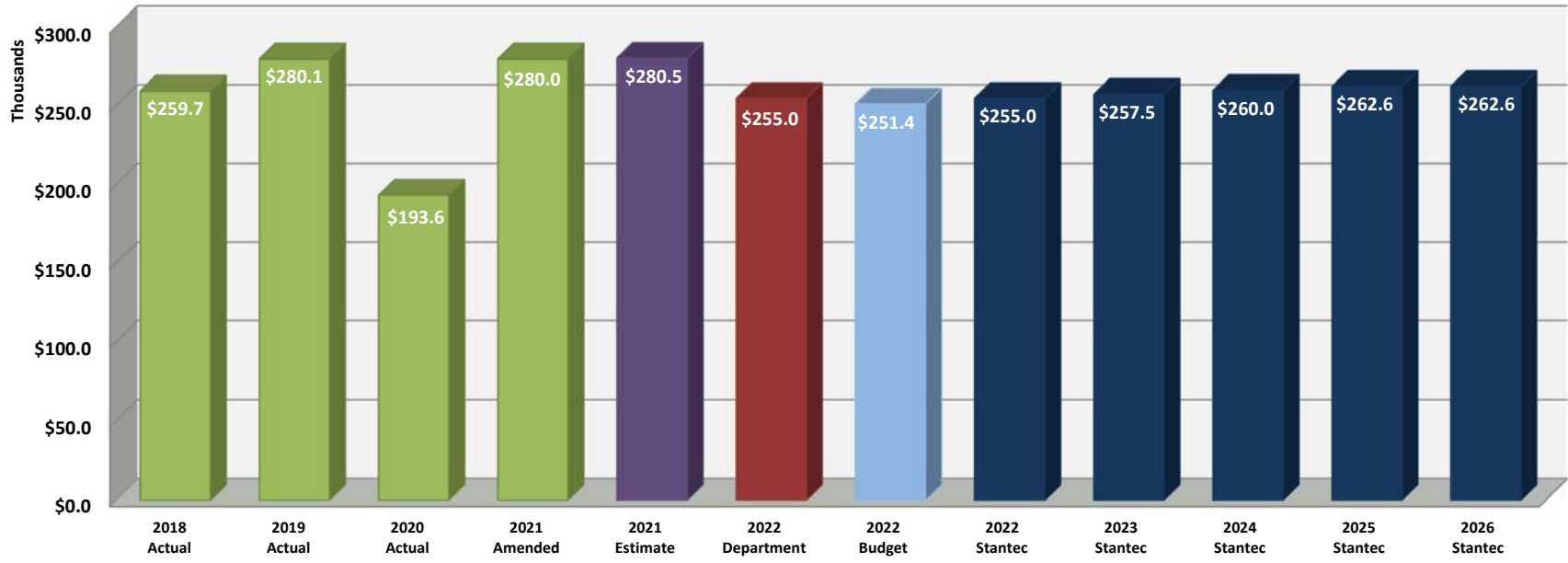
Description:

A nominal fee is charged to developers and property owners for modifications or improvements that would impact the City’s public facilities such as right-of-ways, traffic patterns, water, sewer, etc. The fee covers engineering permits, plan reviews and inspections to ensure the plans comply with the City’s engineering codes. This requirement must be met before plans are submitted to the Development Review Committee (DRC).

Fiscal Capacity:

Commission approval would be required to increase the fee schedule.

Development Review Fees



Revenue Source	2018 Actual	2019 Actual	2020 Actual	2021 Amended	2021 Estimate	2022 Department	2022 Budget	2022 Stantec	2023 Stantec	2024 Stantec	2025 Stantec	2026 Stantec	Department
Development Review Fees	\$ 259,651	\$ 280,073	\$ 193,570	\$ 280,000	\$ 280,457	\$ 255,000	\$ 251,367	\$ 255,000	\$ 257,500	\$ 260,000	\$ 262,600	\$ 262,600	Sustainable Development
% of Development Review Fees Change	9.8%	7.9%	-30.9%	45%	45%	-8.9%	-10.2%	-8.9%	1.0%	1.0%	1.0%	0.0%	

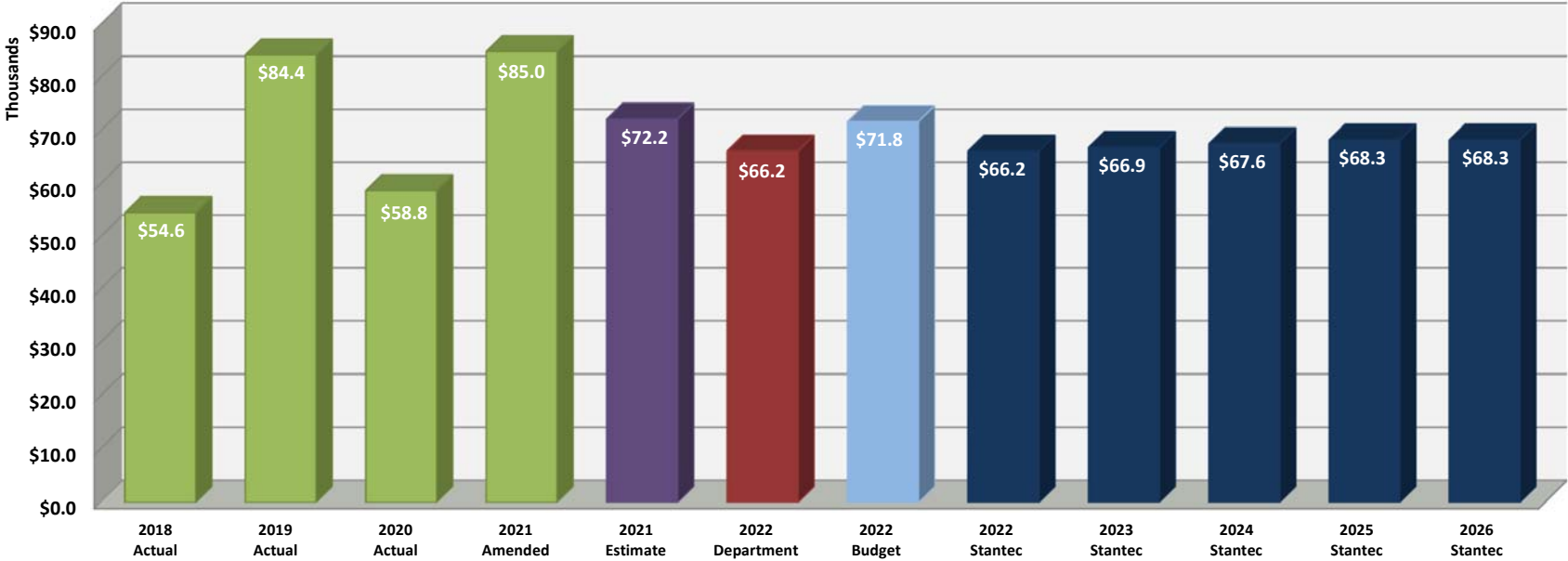
Description:

Development review fees are assessed to applicants for development review. The current fee schedule was adopted by the Fort Lauderdale Commission in September 2010. Applications are reviewed by the Development Review Committee, Planning and Zoning Board and City Commission.

Fiscal Capacity:

In 2010, the Fort Lauderdale City Commission approved the revision of the fee schedule for development applications. Commission approval would be required to increase the fee schedule.

Planning and Zoning Board Fees



Revenue Source	2018 Actual	2019 Actual	2020 Actual	2021 Amended	2021 Estimate	2022 Department	2022 Budget	2022 Stantec	2023 Stantec	2024 Stantec	2025 Stantec	2026 Stantec	Department
Planning and Zoning Board Fees	\$ 54,610	\$ 84,356	\$ 58,800	\$ 85,000	\$ 72,239	\$ 66,200	\$ 71,798	\$ 66,200	\$ 66,900	\$ 67,600	\$ 68,300	\$ 68,300	Sustainable Development
% of Planning and Zoning Board Fees Change	-15.8%	54.5%	-30.3%	45%	23%	-22.1%	-15.5%	-22.1%	1.1%	1.0%	1.0%	0.0%	

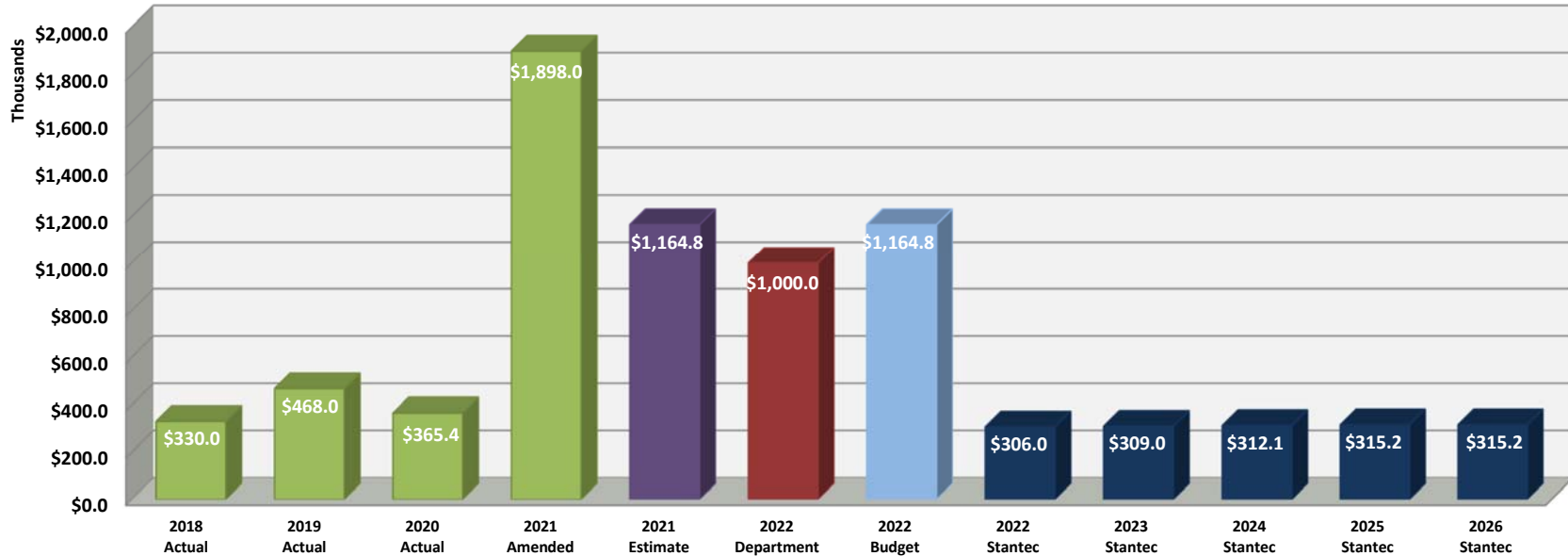
Description:

This revenue is generated from fees assessed to applicants with planning and zoning needs. Applications are reviewed by the Development Review Committee, Planning and Zoning Board and City Commission. Applicants are assessed an initial application fee or a list of fees based on service needs. The current rates are based on the fee schedule outlined on the Urban Design and Planning Division development application.

Fiscal Capacity:

In 2010, Fort Lauderdale City Commission approved the revision of the fees assessed to neighbors who submit Urban Design and Planning Division development applications to the Planning and Zoning Board. Commission approval would be required to increase the fee schedule.

Zoning Review Fees



Revenue Source	2018 Actual	2019 Actual	2020 Actual	2021 Amended	2021 Estimate	2022 Department	2022 Budget	2022 Stantec	2023 Stantec	2024 Stantec	2025 Stantec	2026 Stantec	Department
Zoning Review Fees	\$ 329,963	\$ 468,006	\$ 365,436	\$ 1,898,000	\$ 1,164,822	\$ 1,000,000	\$ 1,164,822	\$ 306,000	\$ 309,000	\$ 312,100	\$ 315,200	\$ 315,200	Sustainable Development
% of Zoning Review Fees Change	22.9%	41.8%	-21.9%	419%	219%	-47.3%	-38.6%	-83.9%	1.0%	1.0%	1.0%	0.0%	

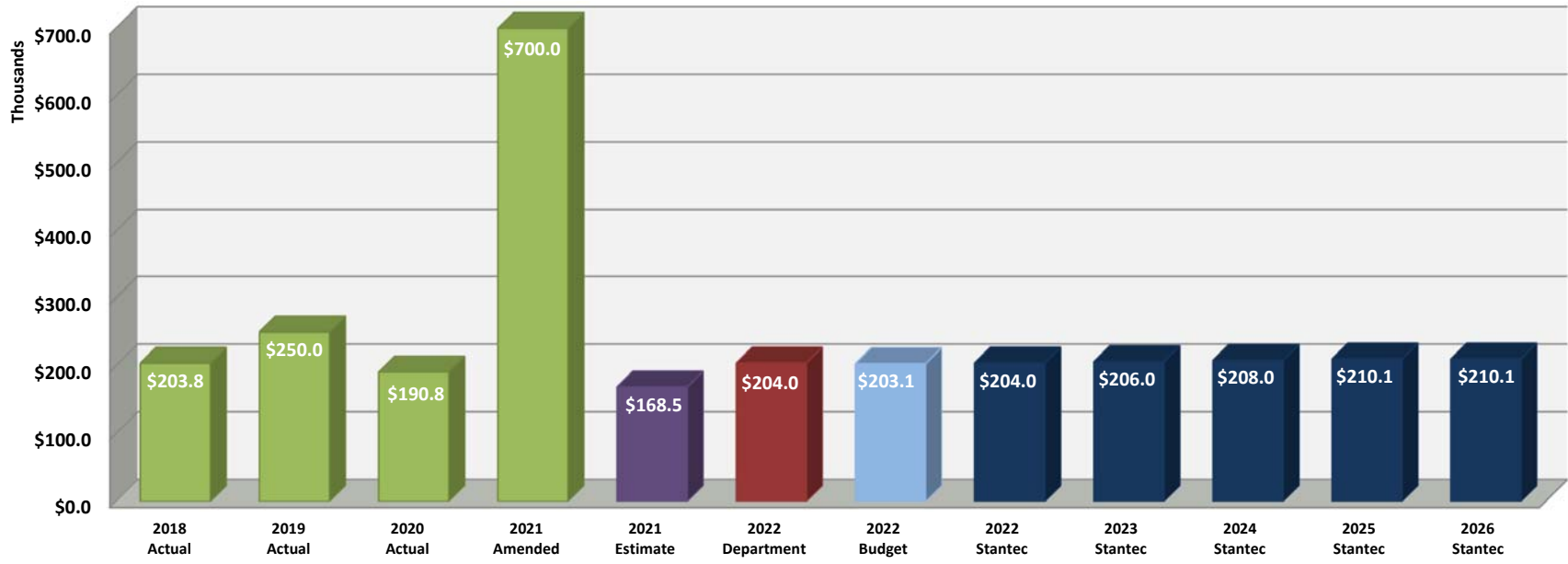
Description:

This revenue originates from fees assessed to Zoning Review applicants. The fee assessed for Zoning Review and Inspection is \$99.

Fiscal Capacity:

The fee assessed to zoning review and inspection applicants are a part of the revised fee schedule approved by Fort Lauderdale City Commission in 2010. Commission approval would be required to increase the fee schedule.

Zoning Inspection Fees



Revenue Source	2018 Actual	2019 Actual	2020 Actual	2021 Amended	2021 Estimate	2022 Department	2022 Budget	2022 Stantec	2023 Stantec	2024 Stantec	2025 Stantec	2026 Stantec	Department
Zoning Inspection Fees	\$ 203,796	\$ 250,040	\$ 190,762	\$ 700,000	\$ 168,514	\$ 204,000	\$ 203,105	\$ 204,000	\$ 206,000	\$ 208,000	\$ 210,100	\$ 210,100	Sustainable Development
% of Zoning Inspection Fees Change	9.4%	22.7%	-23.7%	267%	-12%	-70.9%	-71.0%	-70.9%	1.0%	1.0%	1.0%	0.0%	

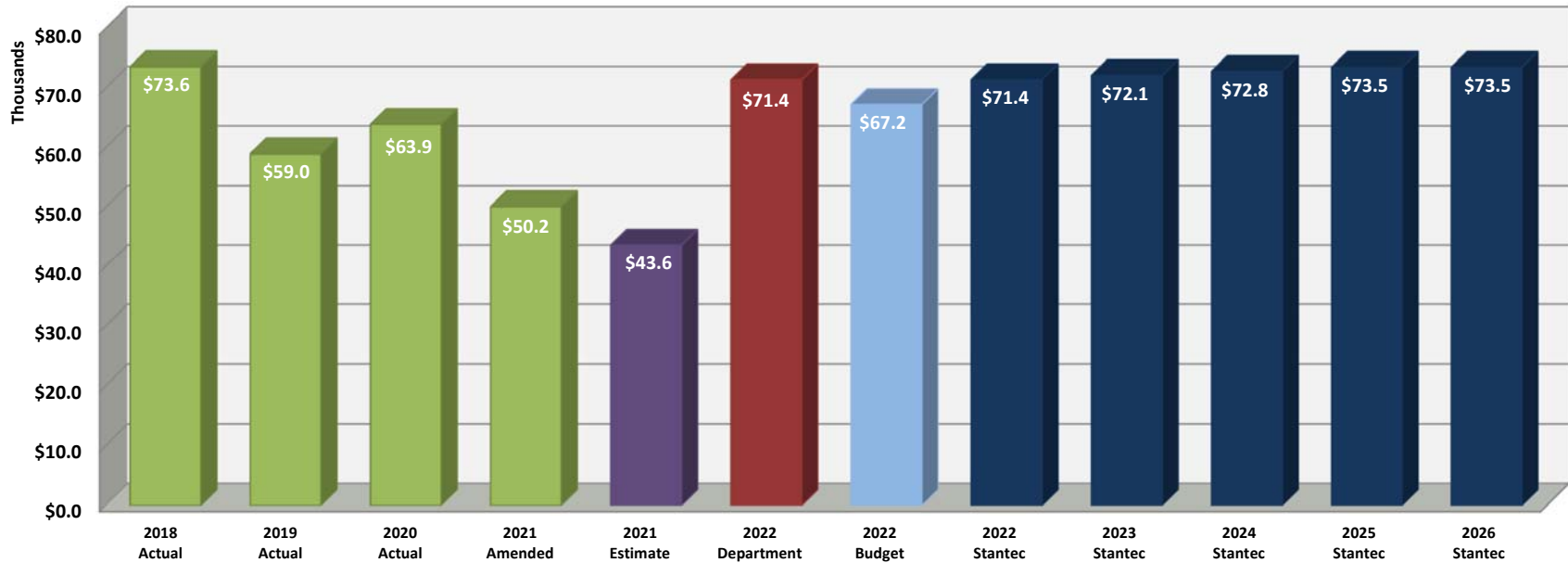
Description:

The fees assessed to applicants for Zoning Re-inspections. The additional re-inspection and job check fee of \$45 is assessed as needed.

Fiscal Capacity:

The fee assessed to zoning re-inspection applicants are a part of the revised fee schedule approved by Fort Lauderdale City Commission in 2010. Commission approval would be required to increase the fee schedule.

Administrative Review Fees



Revenue Source	2018 Actual	2019 Actual	2020 Actual	2021 Amended	2021 Estimate	2022 Department	2022 Budget	2022 Stantec	2023 Stantec	2024 Stantec	2025 Stantec	2026 Stantec	Department
Administrative Review Fees	\$ 73,610	\$ 59,000	\$ 63,940	\$ 50,150	\$ 43,645	\$ 71,400	\$ 67,237	\$ 71,400	\$ 72,100	\$ 72,800	\$ 73,500	\$ 73,500	Sustainable Development
% of Administrative Review Fees Change	6.5%	-19.8%	8.4%	-22%	-32%	42%	34.1%	42.4%	1.0%	1.0%	1.0%	0.0%	

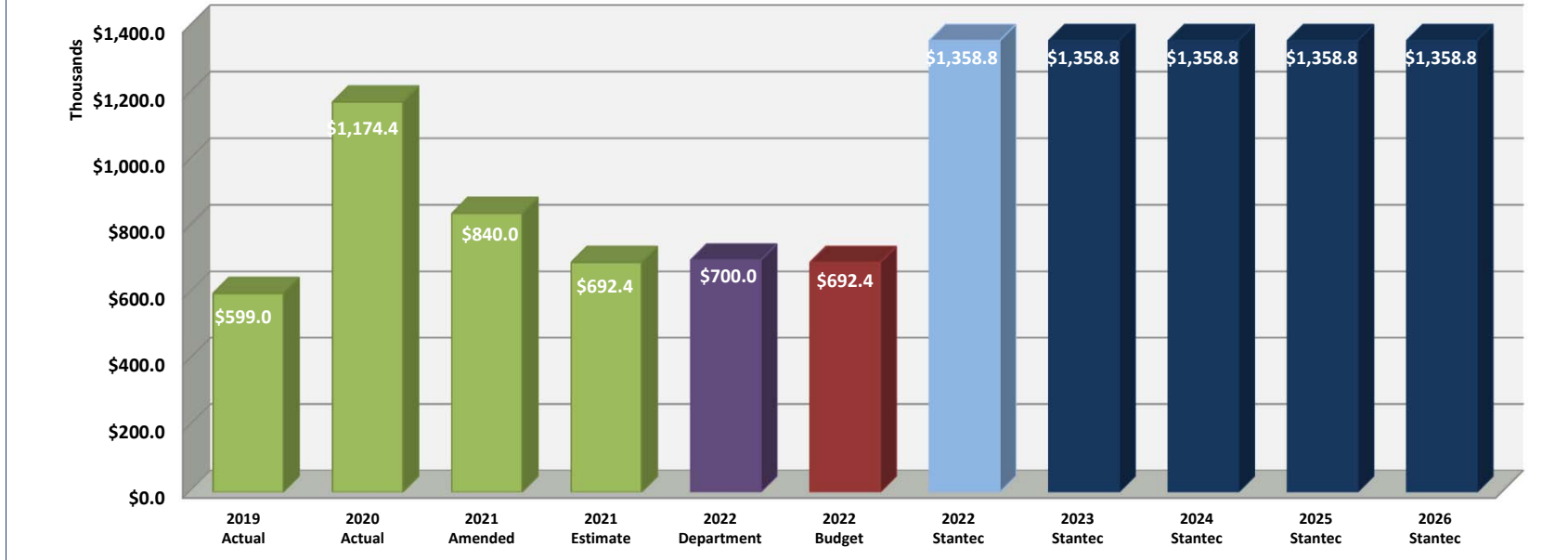
Description:

Administrative review fees are cost associated with an in-house review of a new or existing project. The administrative review fees vary based on the size of the project.

Fiscal Capacity:

The fee assessed for administrative review applicants are a part of the revised fee schedule approved by Fort Lauderdale City Commission in 2010. Commission approval would be required to increase the fee schedule.

Building Permit - Premium Fees



Revenue Source	2019 Actual	2020 Actual	2021 Amended	2021 Estimate	2022 Department	2022 Budget	2022 Stantec	2023 Stantec	2024 Stantec	2025 Stantec	2026 Stantec	Department
Building Permit Premium Fees	\$ 599,026	\$ 1,174,360	\$ 840,000	\$ 692,420	\$ 700,000	\$ 692,420	\$ 1,358,795	\$ 1,358,795	\$ 1,358,795	\$ 1,358,795	\$ 1,358,795	Sustainable Development
% of Premium Fees Change	100%	96%	-28%	-41%	-16.7%	-17.6%	61.8%	0.0%	0.0%	0.0%	0.0%	

**Revenues were previously posted in Code Enforcement Board Fines in prior Fiscal Years*

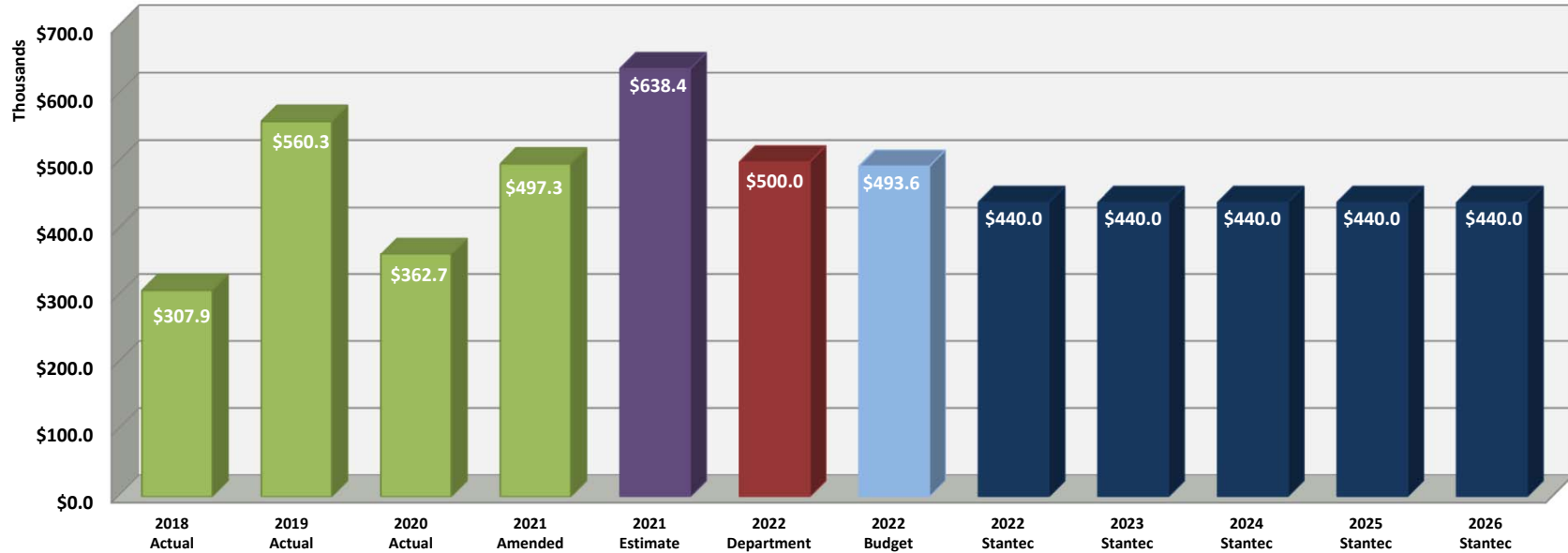
Description:

Revenue is collected from payments from daily fine accruals ordered by the special magistrate for violations of the Code of Ordinances of the City of Fort Lauderdale and/or Unified Land Development Regulations. When residential, commercial and industrial properties are not maintained in accordance with municipal code and zoning regulations, the City may take action through the Special Magistrate.

Fiscal Capacity:

Commission approval would be required to increase the fee schedule.

Special Magistrate Board Fines



Revenue Source	2018 Actual	2019 Actual	2020 Actual	2021 Amended	2021 Estimate	2022 Department	2022 Budget	2022 Stantec	2023 Stantec	2024 Stantec	2025 Stantec	2026 Stantec	Department
Special Magistrate Board Fines*	\$ 307,927	\$ 560,278	\$ 362,723	\$ 497,250	\$ 638,353	\$ 500,000	\$ 493,581	\$ 440,000	\$ 440,000	\$ 440,000	\$ 440,000	\$ 440,000	Sustainable Development
% of Administrative Review Fees Change	0.0%	100%	-35%	37%	76%	0.6%	-0.7%	-11.5%	0.0%	0.0%	0.0%	0.0%	

*Revenues were previously posted in Code Enforcement Board Fines in prior Fiscal Years

Description:

Revenue is collected from payments from daily fine accruals ordered by the special magistrate for violations of the Code of Ordinances of the City of Fort Lauderdale and/or Unified Land Development Regulations. When residential, commercial and industrial properties are not maintained in accordance with municipal code and zoning regulations, the City may take action through the Special Magistrate.

Fiscal Capacity:

Commission approval would be required to increase the fee schedule.