

PRESENTED TO

ED KWOKA



IN APPRECIATION
FOR OUTSTANDING SERVICE AS

AVIATION ADVISORY BOARD MEMBER AND CHAIR
MARCH 2014 THROUGH MARCH 2020



MEMBERS OF THE
AVIATION ADVISORY BOARD

RUFUS A. JAMES
AIRPORT MANAGER

PRESENTED TO

DANA POLLITT

~ ~

IN APPRECIATION
FOR OUTSTANDING SERVICE AS

AVIATION ADVISORY BOARD MEMBER AND CHAIR
JUNE 2014 THROUGH JUNE 2020

~ ~

MEMBERS OF THE
AVIATION ADVISORY BOARD

RUFUS A. JAMES
AIRPORT MANAGER

PRESENTED TO

JOHN DOOL

~ ~

IN APPRECIATION
FOR OUTSTANDING SERVICE AS

AVIATION ADVISORY BOARD MEMBER AND CHAIR
AUGUST 2018 THROUGH JULY 2020

~ ~

MEMBERS OF THE
AVIATION ADVISORY BOARD

RUFUS A. JAMES
AIRPORT MANAGER



CITY OF FORT LAUDERDALE

DRAFT

**AVIATION ADVISORY BOARD MEETING MINUTES
FORT LAUDERDALE EXECUTIVE AIRPORT
ADMINISTRATIVE OFFICE – MULTI-PURPOSE ROOM
6000 NW 21 AVENUE, FORT LAUDERDALE, FLORIDA
THURSDAY, DECEMBER 5, 2019 – 1:30 P.M.**

	Attendance	Cumulative Attendance 7/2019-6/2020	
		Present	Absent
Ed Kwoka, Chair	A	2	2
Edward Rebholz, Vice Chair	A	3	1
Louis Gavin	A	2	2
John Dool	P	4	0
Dana Pollitt	A	2	2
Wes Szymonik	P	3	1
Pierre Taschereau	P	2	2
John Watt	A	3	1
Valerie Vitale	P	4	0
Mark Volcheck	P	1	2
Commissioner Marlon Bolton, City of Tamarac [non-voting]	P	4	0
Jeff Helyer, City of Oakland Park [non-voting]	P	4	0

Airport Staff

Rufus A. James, Airport Manager
 Carlton M. Harrison, Assistant Airport Manager
 Florence Straugh, Noise Abatement Officer
 Jeri Pryor, Programs Manager
 Marie Cine, Administrative Assistant
 Will Ward, Operations Supervisor
 Khant Myat, Project Manager II/Airport Engineer
 Lisa Tayar, Recording Secretary, Prototype, Inc.

CALL TO ORDER

As the Chair and Vice Chair were absent, Acting Chair Dool was appointed by consensus to be the Acting Chair, calling the meeting to order at 1:37 p.m.

1. Roll Call

Roll was called, and a quorum was determined to be present. The Board Members introduced themselves.

APPROVAL OF MINUTES

- **October 24, 2019**

Motion made by Mr. Szymonik, seconded by Mr. Taschereau, to approve the minutes of the October 24, 2019, meeting as presented. The minutes were approved by consensus.

VOTING ITEMS

1. Parcel 8G Lease – Terminal Ventures LLC

Mr. James stated that Parcel 8G consists of 1.57 acres and is located in the northwest quadrant of the Airport. A two-story office building has been improved, which is approximately 10,000 square feet for each floor. There is ample parking on the side; unfortunately, the building was subject to some vandalism which requires some significant rehabilitation. Inspection of the building and foundation has identified these as being in good condition. Attorney Mark Goldstein and Ignacio Martinez of Terminal Ventures, LLC are interested in Parcel 8G and the improvements. It is estimated the project will require \$1.5 million in capital improvements in order to attract high-quality tenants. The proposed renovations will include architectural services and engineering in three phases: Phase One, demolition of the interior; Phase Two, remodeling of first floor; and Phase Three, remodeling of the second floor. The exterior work will include landscaping, painting, and restriping of the parking lot. Completion is expected between 12-18 months. Terminal Ventures have agreed to a long-term, 20-year lease, including an annual CPI rent adjustment, ground rent rate of \$0.40 per square-foot, and improved pavement rent of \$0.05 per square foot. A tenant appraisal will be conducted to establish the building improvement rent. This project will represent an annual rent increase for the Airport of approximately \$35,925, to meet the growing needs and demand for aviation services. Staff recommends that the City Commission enter into the lease agreement with Terminal Ventures, LLC to lease Parcel 8G with a 20-year lease, ground rent at \$0.40 per square-foot, and improved pavement rent at \$0.05 per square-foot, with appraisal performed at year ten for building improvement rent.

In response to Mr. Helyer, Mr. James stated that with the capital investment being made, 20 years is the minimum. With the building already there, 20 years will more than suffice for that type of property.

Mr. Volcheck inquired into the current or prior lessee. Mr. James stated the prior tenant failed to comply with fire violations, the rent had not been paid, improvements were not made. The Lease was terminated and the building was left vacant for some time. As to the access road being part of the parcel, there is an easement for three properties (the hotel, Toyota, and Parcel 8-A/B, which will stay as is; the boundary goes up to the edge of the road.

Mr. Szymonik wondered if the appraisal at year ten is standard with other agreements. Mr. James indicated that the building needed the additional improvements, and the ten years will allow them to recoup the initial investment. The Airport could have done it themselves and collected the rent, but this arrangement allows the tenant to come in and set up the building to their needs. Ten years will allow amortization of the expenditure and then a reappraisal at ten years.

Motion by Mr. Volcheck, seconded by Mr. Szymonik, to accept Staff's recommendation. In a voice vote, the motion passed unanimously.

UPDATE ITEMS

A. Noise Compatibility Program

Ms. Straugh noted that the summer months were relatively quiet compared to now. ; However, there have been an increase in calls regarding flight training, repetitive operations after 10:00 p.m. and before 7:00 a.m. A notice was sent out to remind all the tenants and pilot operators of the Noise Abatement Program and to request compliance and voluntary cooperation at night. Also, one particular operator was identified conducting several nighttime operations and sent a reminder to be aware of and conform to the voluntary program.

B. Development and Construction

Mr. Harrison spoke about the upcoming Super Bowl on February 2, 2020. The Airport has been meeting with the FAA and the Super Bowl Planning Committee along with other South Florida airports regarding the volume of traffic. Over the past few years the Super Bowl Planning Committee has gone to a slot system for reservations, which process is now underway.

Mr. Harrison stated that the vault expansion project is 100% complete; images were shown of before and after.

Moving on to Challenge Air for Kids and Friends, Banyan is hosting a Challenge Air Fly-In Day on January 25, 2020. Mr. Harrison called for volunteers for this amazing event and to register to volunteer on the Challenge Air website.

Acting Chair Dool inquired about any trends or issues needing attention. Mr. Harrison said Chair Kwoka had expressed interest in flat tire instances; however, taking advantage of some recent volunteer manpower, several hours have been spent walking around the Airport searching for debris. There has been no consistency found throughout the Airport as to why there have been so many flat tire issues.

C. Arrearages – None

D. Fort Lauderdale Executive Airport – Project 12070 – Master Plan Update

Mr. Harrison read the Staff Report (attached) into the record summarizing components of that report, including public workshops. Mr. Szymonik noted several changes being proposed and wondered if there are diagrams available to what the changes will look like. Mr. Harrison said a consolidated item will be sent out to the Board Members that will show a graphic representation of some of the changes through out the entire 20-year planning cycle.

Acting Chair Dool asked if it would be appropriate to have a presentation to the Board after City Counsel meets; Mr. Harrison agreed, and that it would be similar to others done throughout the planning process once the Commission approves it.

Mr. Szymonik noted that it appeared that more incoming aircraft could be accommodated; Mr. James said not more aircraft, but would actually accommodate the aircraft operating now. An example is lengthening the runway for departures and 1,000 feet would allow the aircraft to take on more fuel to make one-stop flights. Mr. Harrison added that noise components were contemplated in this plan as well.

E. Avionics Systems Technician Program Overview Presentation by Zoie Saunders

Zoie Saunders, Chief Education Officer with City of Fort Lauderdale, gave a PowerPoint presentation (attached) on this new role for the City. The goal is to intensify the City's focus on education in order to promote and drive economic development in the community. Highlights on Aviation Education and Training at the high school level were:

- Partners help to guide thinking;
- Establish long-term vision;
- Variety of careers in aviation industry;
- Skills gap identified;
- Need to bring together education and business partners;
- Businesses need a talent supply;
- Steering committee to think through longer-term vision;
- Advisory council developed, formed by business partners;
- Conducted focus groups to identify where the needs are;
- Alignment to industry needs;
- Timeline and milestones include vision for an academy, training and certifications; demands continue to evolve for gap analysis and training needs;
- Launching program in January; ATC (Atlantic Technical College) and FXE; mix of adults and high school students;
- Internships preparing for multiple job opportunities;
- Description of modern avionics and what all that comprises;
- Typical entry level is through high school avionics programs;

- Planned enrollment; state of the art lab; hands on experience; high school dual enrollment program; and adult full-day program;
- Since September: teacher recruited; equipment ordered and set up; students recruited (15 so far); transportation will be provided;
- Continued plans for implementation of Avionics Program and focus on longer-range program;
- Apprenticeship program from a number of FXE businesses; repair persons are needed for training; and curriculum development.

Mr. Taschereau asked about funding. Ms. Saunders said it will come from Broward County Public Schools for teacher(s), equipment, lab space at ATC, and grant opportunities. Mr. James said at this time, FXE is not providing space, which will be at ATC; when apprenticeship/hands-on begins, business partners and tenants will coordinate to provide props of aircraft parts for shops and classrooms. Ms. Saunders added that role of the City and FXE is to bring business partners together to support the effort and expand training opportunities in Aviation. Champions of the program noted as Commissioner Moraitis and Ft. Lauderdale School Board Members Heather Brinkworth and Dr. Osgood.

Acting Chair Dool asked if there are costs to the students, perhaps with transportation. Ms. Saunders said for high school students it is a dual enrollment program, so it is available free of charge as part of the choice programming of Broward County Public Schools and the meeting of the prerequisite coursework. For adults, there is a fee; however, there are grant opportunities (Ms. Saunders had a flyer for the program that ATC has put together).

Acting Chair Dool also asked if there is a role for this Board in terms of support, moving forward or at some point in the future. Ms. Saunders said this has very much been a collaborative effort and all stakeholders vested in the aviation sector are encouraged to give input in the development; Ms. Saunders can come to meetings to provide regular updates and receive feedback. General consensus was that this is a great opportunity and an option for younger students in aviation.

F. Communications to the City Commission – None.

UPDATES

Mr. James had several items:

- Introduced Will Ward as the new Airport Operations Supervisor.
- Khant Myat, new Airport Engineer.
- January 15, 2020 Open House Ace Awards.
- Happy Holiday Wishes.

NEXT SCHEDULED MEETING DATE: THURSDAY, JANUARY 23, 2020 – 1:30 P.M.

ADJOURNMENT


There being no further business to come before the Board at this time, the meeting was adjourned at 2:20 p.m.

Any written public comments made 48 hours prior to the meeting regarding items discussed during the proceedings have been attached hereto.

Attachments: Fort Lauderdale Executive Airport – Project 12070 – Master Plan Update
PowerPoint Avionics Systems Technician Program Overview

[Minutes prepared by M. Moore, Prototype, Inc.]

UPDATE ITEM A

DATE: June 29, 2020
TO: Aviation Advisory Board 
FROM: Rufus A. James, Airport Manager
BY: Carlton M. Harrison, Assistant Airport Manager
SUBJECT: CARES Act Grant Funding

The Coronavirus Aid, Relief, and Economic Security (CARES) Act was signed into law on March 27, 2020 to provide economic relief to eligible U.S. airports with the specific purpose of maintaining safe and efficient airport operations.

Funds provided under this Grant Agreement must only be used for purposes directly related to the Airport. Such purposes can include the reimbursement of an airport's operational and maintenance expenses incurred no earlier than January 20, 2020 or to reimburse debt service payments where such payments occur on or after April 14, 2020.

On May 28, 2020 the Fort Lauderdale Executive Airport (FXE) was awarded \$157,000 in CARES grant funding from the Federal Aviation Administration (FAA). This Grant award was provided in accordance with the CARES Act to provide funding to help offset a decline in revenues arising from diminished airport operations and activities as a result of the COVID-19 Public Health Emergency and has no matching fund obligations.


CARES Act Airport Grant amounts were derived by airport function and legislative formula. Under the Cares Act, approximately \$100 million was allocated to general aviation airports based on the categories in the National Plan of Integrated Airport System (NPIAS). Within the NPIAS, FXE is listed under the national category, which supports the national and state system by providing communities with access to international markets throughout the world, and domestic destinations within multiple states.

The general aviation airport formula for allocation provided the following:

- National airports received \$157,000
- Regional airports received 69,000
- Local airports received \$30,000
- Basic airports received \$20,000
- Unclassified airports received \$1,000

Funds provided under the Cares Act Grant will be governed by the same principles that govern airport revenue. The Airport intends to use the Grant to fund a combination of safety and security enhancements such as fence and gate improvements, and replacement of security cameras around the Airport.

UPDATE ITEM B


DATE: June 29, 2020
TO: Aviation Advisory Board 
FROM: Rufus A. James, Airport Manager
SUBJECT: Rent Deferral Option due to COVID-19 Financial Impact

The tragic events of the COVID-19 pandemic crisis have had a tremendous adverse effect on the country and the aviation industry. Immediately after the March 23, 2020 State of Florida Executive Order Number 20-80, the General Aviation industry experienced a reduction in air traffic. As a result of the reduction, the aviation Prime Tenant Lessees at the Airport have experienced financial losses. The actual amount of these losses will not be known for quite some time.

Financial commitments have been made by Lessee's to provide high-quality facilities that are needed in the Uptown area and have helped the Airport grow and develop in a manner that benefits the community. The excellent reputation that this Airport enjoys is due in large part to the Lessees. To that end, a two-month rent deferral option was offered to Airport Lessees (both aeronautical and non-aeronautical) in-light of the circumstances and supports the Airport's Mission to "help Airport businesses prosper". We felt that Lessees could use this assistance to offset the expenses that they have or will incur as a result the events of the COVID-19 pandemic. The proposed terms of the rent deferment were presented to the Federal Aviation Administration with no objections. Therefore, the item was proposed to the City Commission and approved on April 21, 2020 authorizing Lessee's at the Fort Lauderdale Executive Airport to defer May and June 2020 monthly rental payments to be paid over a period of six months from July 1, 2020 through December 1, 2020.

As of May 19, 2020, twelve Leases have requested rent deferral totaling \$560,947.80 in rent revenue that will be deferred (Exhibit 1). Fuel flowage fees figures will be determined when reports are submitted, and payments will be due by December 1, 2020.

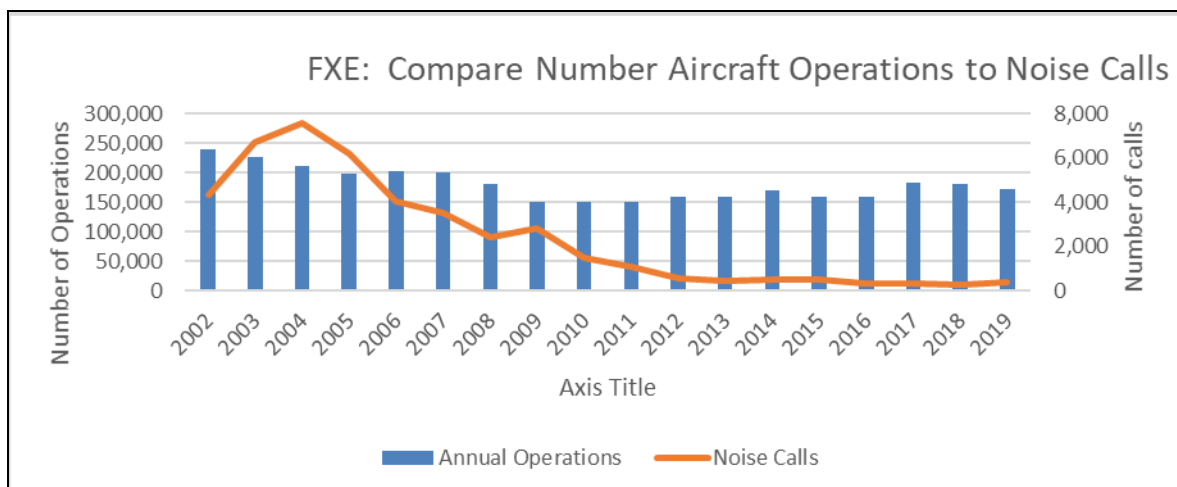
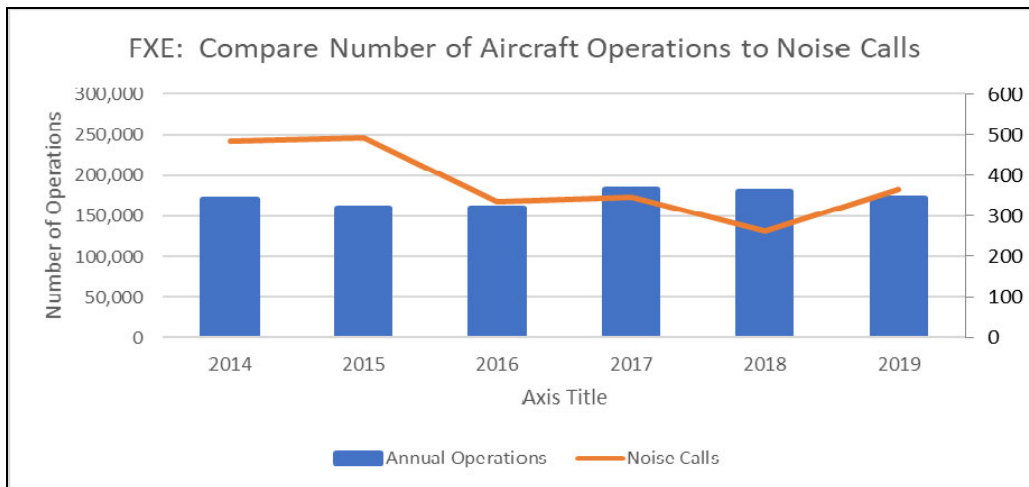
UPDATE ITEM C

DATE: June 29, 2020
TO: Aviation Advisory Board 
FROM: Rufus A. James, Airport Manager
BY: Florence Straugh, Noise Abatement Officer
SUBJECT: Noise Compatibility Program Update

Noise Abatement Program Update

The total number of annual noise calls/reports, as seen in the first graph below, dropped since 2014. In comparison during the same timeframe, the annual aircraft operations have remained approximately between 160,000 and 180,000. In the first graph, there was a significant drop in the number of noise calls from 2015 to 2016, which was likely due to the banning of older, noisier jets (known as Stage 1 & 2 jets) as of January 2016. The second graph shows a substantial decrease in annual noise calls since 2004.

As a reminder, the noise reports tend to increase during the winter and spring months just as aircraft operations increase. An additional factor that generates more noise calls during these months are the west winds in which aircraft must operate from east to west. The west winds are temporary conditions and occur less than one-quarter of the year.



Monthly Noise and Operations Tables

The tables below summarize the monthly noise and operations statistics for November 2019; December 2019; January 2020; February 2020; March 2020; and April 2020. Attached are the corresponding tables and graphs.

	Nov-19
Total Jet Departures	973
Runway 27 Jet Departures	291
Runway 9 Jet Departures	676
Runway 13-31 Jet Departures	6
Total I-95 Turns - Rwy 9 Jet Deps	362
% I-95 Turns - Rwy 9 Jet Deps	54%
Jet Events over 80 dB at Monitor #1	10
Jet Events over 80 dB at Monitor #2	0
No. of Households Reporting	12
No. of Noise Reports	83

	Feb-20
Total Jet Departures	1129
Runway 27 Jet Departures	361
Runway 9 Jet Departures	766
Runway 13-31 Jet Departures	2
Total I-95 Turns - Rwy 9 Jet Deps	444
% I-95 Turns - Rwy 9 Jet Deps	58%
Jet Events over 80 dB at Monitor #1	1
Jet Events over 80 dB at Monitor #2	0
No. of Households Reporting	7
No. of Noise Reports	14

	Dec-19
Total Jet Departures	1169
Runway 27 Jet Departures	413
Runway 9 Jet Departures	748
Runway 13-31 Jet Departures	8
Total I-95 Turns - Rwy 9 Jet Deps	334
% I-95 Turns - Rwy 9 Jet Deps	45%
Jet Events over 80 dB at Monitor #1	17
Jet Events over 80 dB at Monitor #2	2
No. of Households Reporting	11
No. of Noise Reports	81

	Mar-20
Total Jet Departures	972
Runway 27 Jet Departures	131
Runway 9 Jet Departures	839
Runway 13-31 Jet Departures	2
Total I-95 Turns - Rwy 9 Jet Deps	481
% I-95 Turns - Rwy 9 Jet Deps	57%
Jet Events over 80 dB at Monitor #1	0
Jet Events over 80 dB at Monitor #2	2
No. of Households Reporting	14
No. of Noise Reports	15

	Jan-20
Total Jet Departures	1110
Runway 27 Jet Departures	392
Runway 9 Jet Departures	711
Runway 13-31 Jet Departures	7
Total I-95 Turns - Rwy 9 Jet Deps	367
% I-95 Turns - Rwy 9 Jet Deps	52%
Jet Events over 80 dB at Monitor #1	15
Jet Events over 80 dB at Monitor #2	2
No. of Households Reporting	6
No. of Noise Reports	16

	Apr-20
Total Jet Departures	347
Runway 27 Jet Departures	124
Runway 9 Jet Departures	221
Runway 13-31 Jet Departures	2
Total I-95 Turns - Rwy 9 Jet Deps	152
% I-95 Turns - Rwy 9 Jet Deps	69%
Jet Events over 80 dB at Monitor #1	0
Jet Events over 80 dB at Monitor #2	2
No. of Households Reporting	3
No. of Noise Reports	4



COOPERATIVE NOISE ABATEMENT EFFORT

Month of November

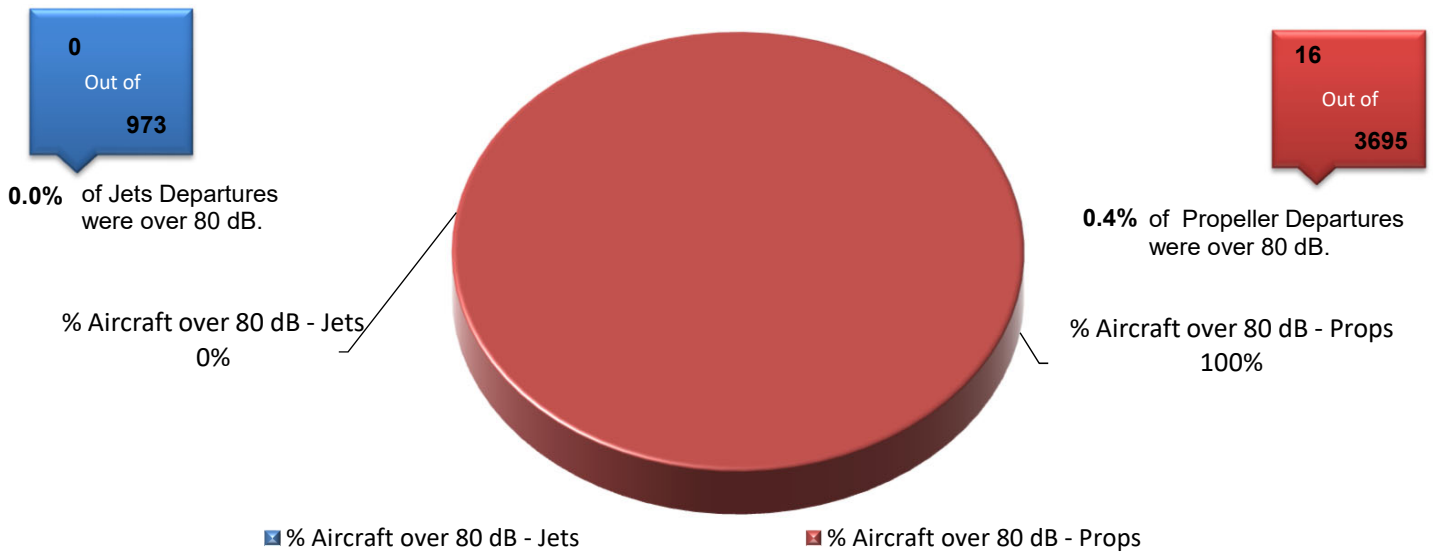
January 26, 2020

Operations	Nov-18	Dec-18	Jan-19	Feb-19	Mar-19	Apr-19	May-19	Jun-19	Jul-19	Aug-19	Sep-19	Oct-19	Nov-19
Total Jet Departures	1273	1128	1216	1109	1298	1145	987	895	781	824	755	876	973
Runway 27 Jet Departures	368	443	516	202	362	260	111	180	202	287	212	122	291
Runway 9 Jet Departures	899	677	692	905	934	883	871	713	578	536	532	749	676
Runway 13/31 Jet Departures	6	8	8	2	2	2	5	2	1	1	11	5	6
Jet Departures Rwy 9													
Total I-95 Turns	539	403	411	480	492	488	518	408	332	332	324	426	362
% I-95 Turns	60%	60%	59%	53%	53%	55%	59%	57%	57%	62%	61%	57%	54%
Jets over 80 dB at Monitor #2	3	3	0	3	2	2	0	1	4	4	2	1	0
Prop Departures Rwy 9													
Props over 80 dB at Monitor #2	9	9	16	11	8	7	2	4	6	5	20	15	16
Nighttime Jet Deps (10 p.m. - 7 a.m.)													
Total Nighttime Jet Departures	121	100	101	96	87	94	92	67	62	65	54	65	64
Nighttime Rwy 27 Jet Deps.	31	34	40	21	33	19	12	10	24	24	12	6	17
Nighttime Rwy 9 Jet Deps.	90	66	61	75	54	75	79	57	38	41	42	54	46
Nighttime Rwy 13/31 Jet Deps.	0	0	0	0	0	0	1	0	0	0	0	5	1
Nighttime Jet Deps Runway 9													
Nighttime I-95 Turns (11 p.m.-7 a.m.)	55	41	34	47	36	45	48	34	21	20	25	31	26
Nighttime Straight-Out (11 p.m. - 7 a.m.)	17	12	15	16	11	16	19	13	11	11	8	11	12
Nighttime Events Over 80 dB	1	0	0	0	0	0	0	0	0	0	0	0	0
Noise Reports													
	Nov-18	Dec-18	Jan-19	Feb-19	Mar-19	Apr-19	May-19	Jun-19	Jul-19	Aug-19	Sep-19	Oct-19	Nov-19
Noise Reports by Aircraft Category at FXE													
# Noise Reports - Jets	20	28	11	4	12	5	7	3	4	7	5	7	10
# Noise Reports - Propellers	11	14	11	8	10	3	6	6	2	2	6	4	68
# Noise Reports - Helicopters	0	1	2	0	1	1	1	0	1	3	0	2	2
# Noise Reports - Unmatched	0	0	0	0	0	0	0	0	0	1	0	0	0
# Noise Reports - FLL & Other Overflights	7	8	24	3	1	3	9	5	5	10	1	5	3
Total Noise Reports	38	51	48	15	24	12	23	14	12	23	12	18	83
# Households Reporting	14	20	10	12	14	6	4	5	4	8	6	9	12

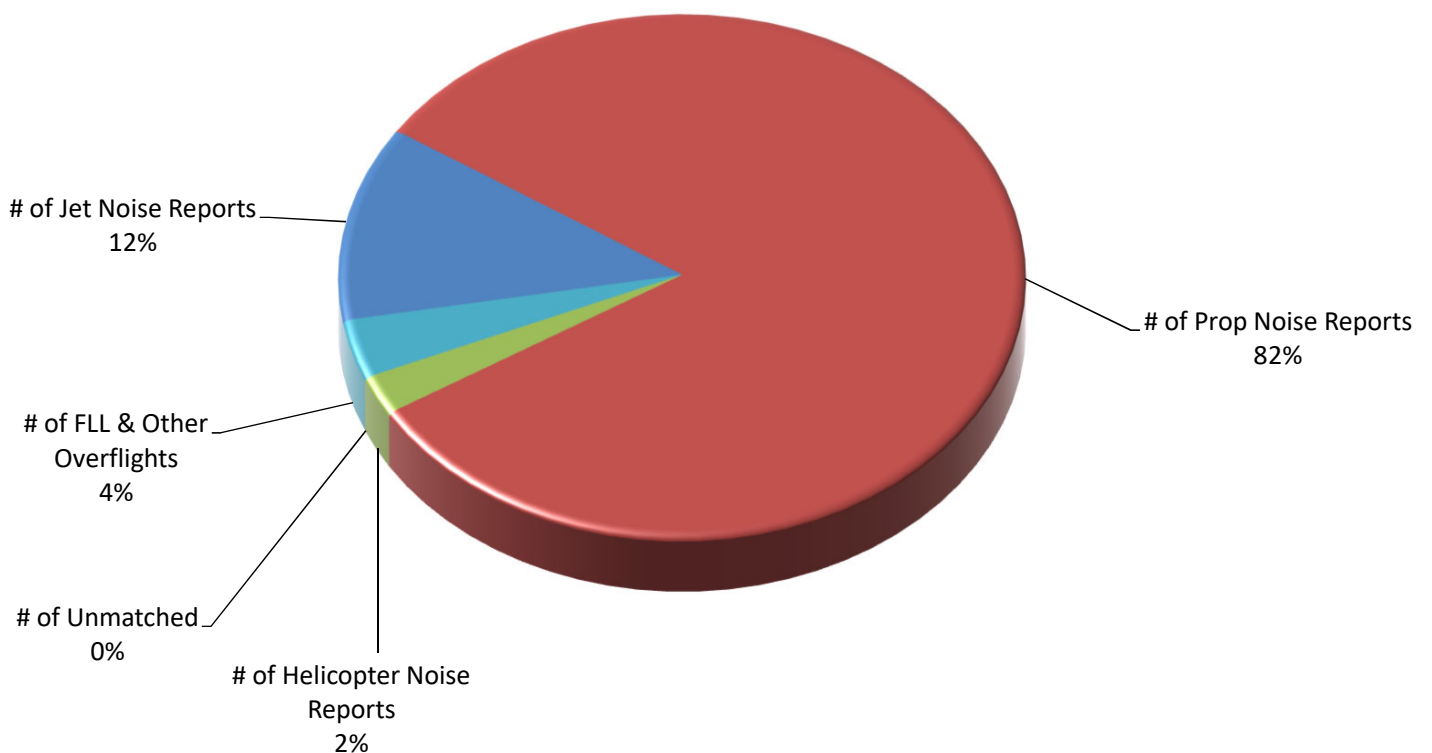
Notes:
 Corrections made to "Jets Departures" June 2019

Monthly Operations over 80dB Per Airplane Type

Percentage of Departures Over 80 dB per Airpane Type: 0.3%



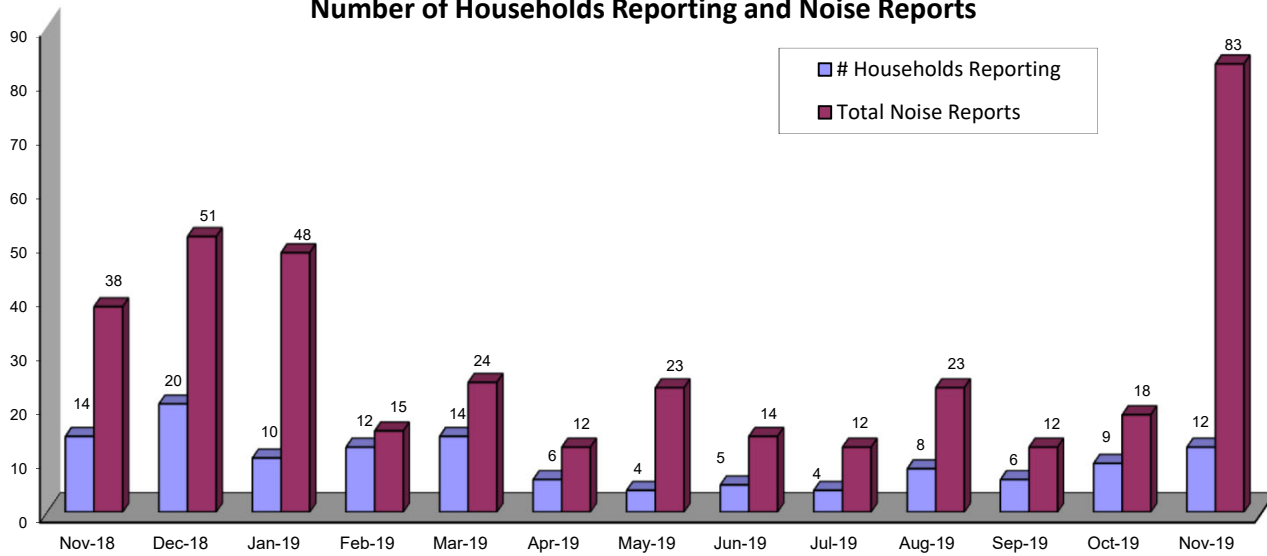
Monthly Noise Reports Per Airplane Type



Number of households that reported FXE aircraft noise this month:

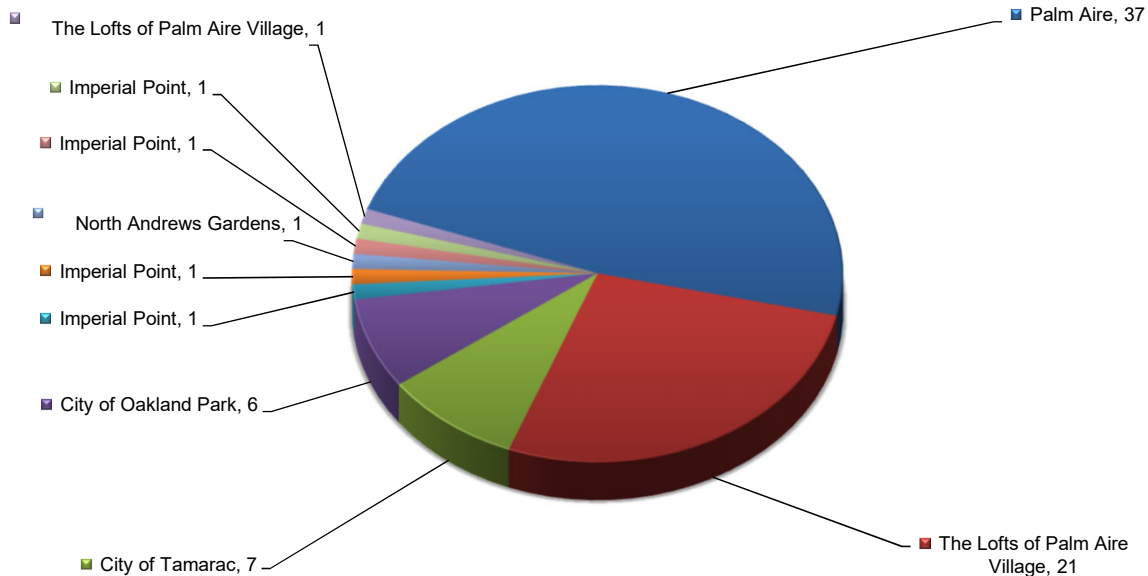
12

Number of Households Reporting and Noise Reports



Noise Reports by Households
12 Households Made 77 FXE Aircraft Noise Reports or 93% of the 83 Total Noise Reports

Note: 4% of Noise Reports regarded FLL, overflights, or other airports, and were incorrectly submitted to FXE.
 Note: 10 Households made 100% of the 80 Noise Reports for FXE.



COOPERATIVE NOISE ABATEMENT EFFORT

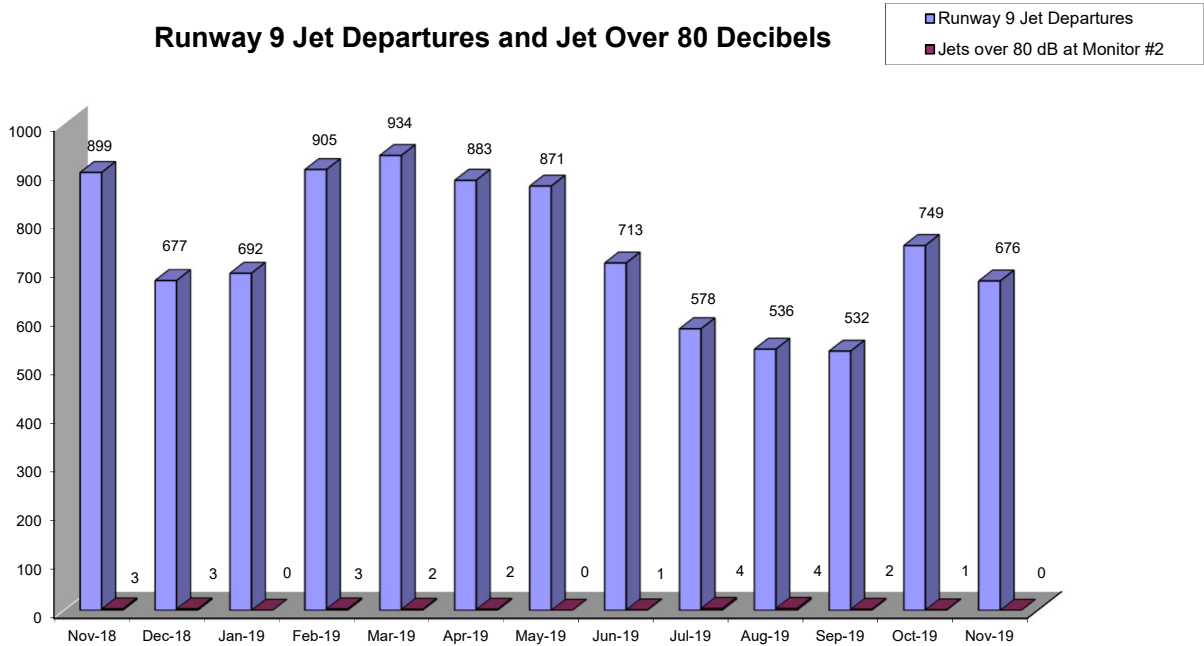
Month of November

January 26, 2020

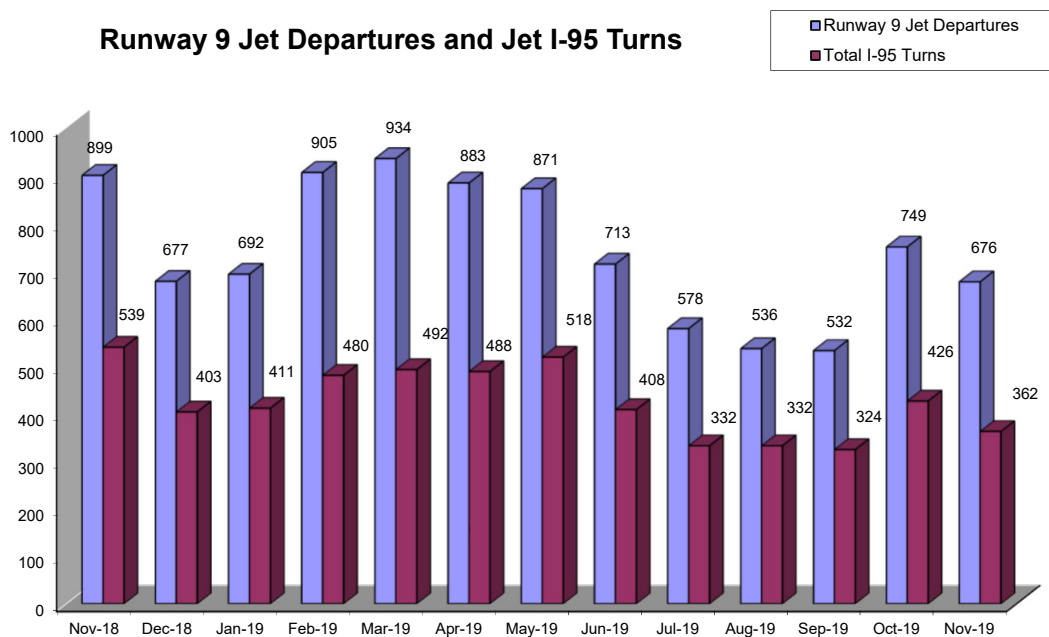
Number of Runway 9 Jet Departures over 80 decibels:

0

Runway 9 Jet Departures and Jet Over 80 Decibels



Runway 9 Jet Departures and Jet I-95 Turns

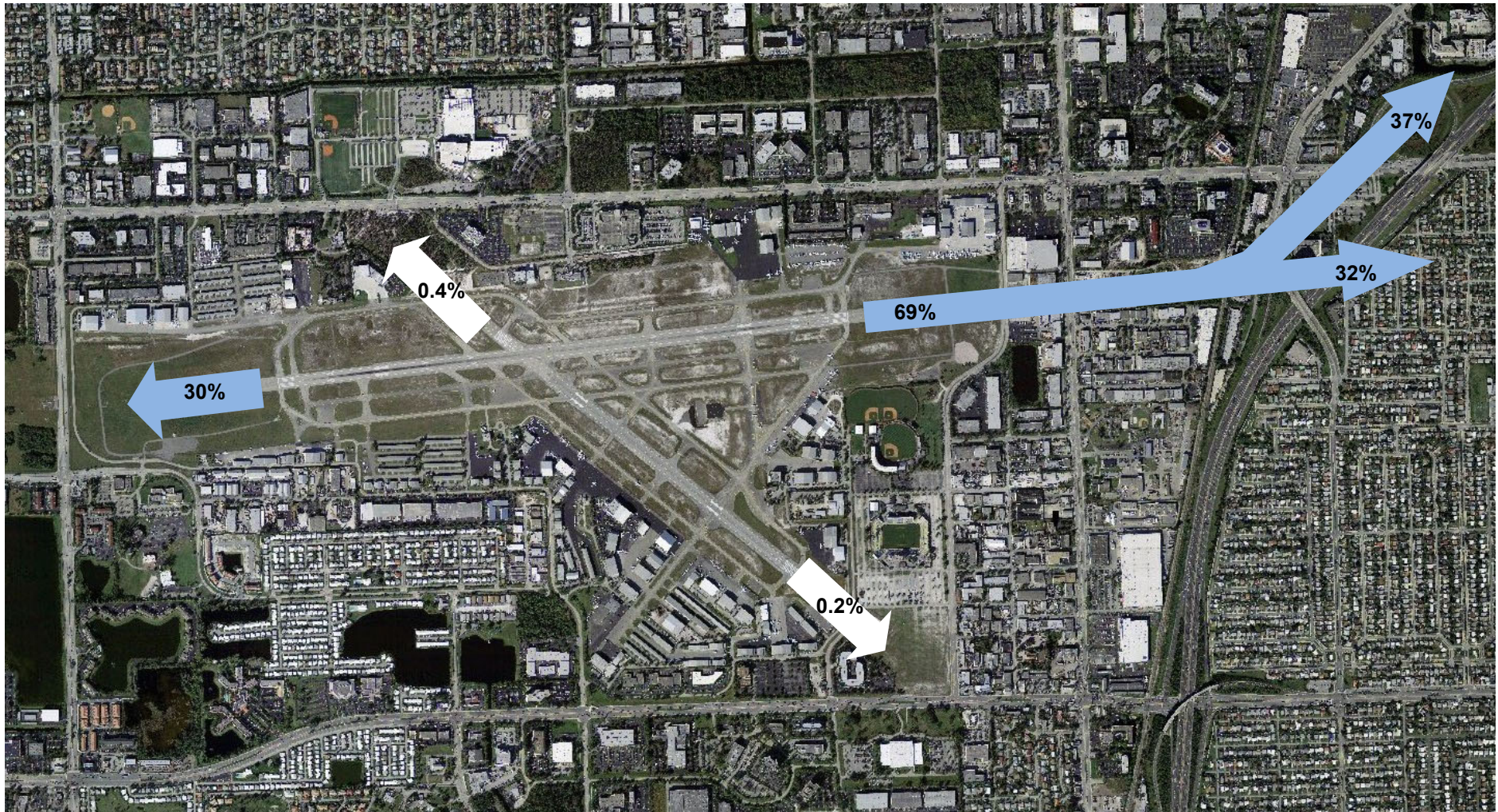


COOPERATIVE NOISE ABATEMENT EFFORT

Month of November

January 26, 2020

Percentage of Jet Departures Per Runway





COOPERATIVE NOISE ABATEMENT EFFORT

Month of November

January 26, 2020

ARRIVAL NOISE REPORTS

Operations

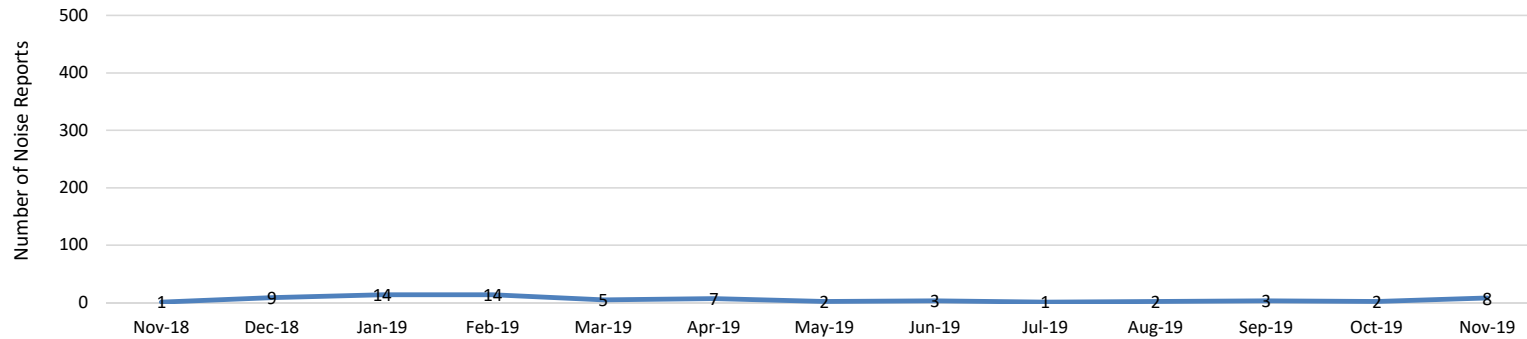
Nov-18 Dec-18 Jan-19 Feb-19 Mar-19 Apr-19 May-19 Jun-19 Jul-19 Aug-19 Sep-19 Oct-19 Nov-19

12-month
TOTALS

NOISE REPORTS: ARRIVALS

	Nov-18	Dec-18	Jan-19	Feb-19	Mar-19	Apr-19	May-19	Jun-19	Jul-19	Aug-19	Sep-19	Oct-19	Nov-19	12-month TOTALS
# Noise Reports - Runway 9 Arrivals														
Jet	0	0	0	1	0	1	1	1	1	0	2	1	2	10
Prop	1	0	0	0	0	1	0	0	0	0	1	1	5	8
# Noise Reports - Runway 13 Arrivals														
Jet	0	0	0	0	0	0	0	0	0	0	0	0	0	0
Prop	0	0	2	0	0	0	0	0	0	0	0	0	0	2
# Noise Reports - Runway 27 Arrivals														
Jet	0	7	8	2	3	2	0	1	0	2	0	0	0	25
Prop	0	1	3	5	2	0	0	1	0	0	0	0	0	12
# Noise Reports - Runway 31 Arrivals														
Jet	0	0	0	0	0	0	0	0	0	0	0	0	0	0
Prop	0	1	0	4	0	2	0	0	0	0	0	0	0	7
# Noise Reports - Helicopters Arrivals														
Helicopters	0	0	1	2	0	1	1	0	0	0	0	0	1	6
MONTHLY ARRIVAL NOISE REPORTS	1	9	14	14	5	7	2	3	1	2	3	2	8	

Monthly Arrival Noise Reports





COOPERATIVE NOISE ABATEMENT EFFORT

Month of December

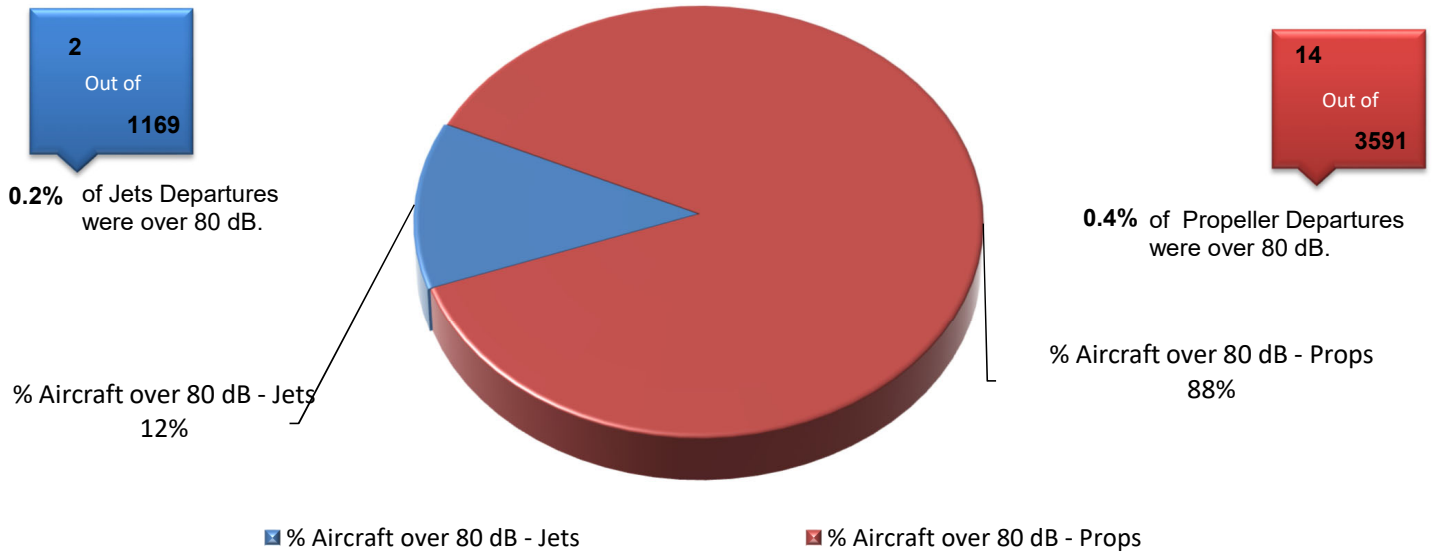
January 26, 2020

Operations	Dec-18	Jan-19	Feb-19	Mar-19	Apr-19	May-19	Jun-19	Jul-19	Aug-19	Sep-19	Oct-19	Nov-19	Dec-19
Total Jet Departures	1128	1216	1109	1298	1145	987	895	781	824	755	876	973	1169
Runway 27 Jet Departures	443	516	202	362	260	111	180	202	287	212	122	291	413
Runway 9 Jet Departures	677	692	905	934	883	871	713	578	536	532	749	676	748
Runway 13/31 Jet Departures	8	8	2	2	2	5	2	1	1	11	5	6	8
Jet Departures Rwy 9													
Total I-95 Turns	403	411	480	492	488	518	408	332	332	324	426	362	334
% I-95 Turns	60%	59%	53%	53%	55%	59%	57%	57%	62%	61%	57%	54%	45%
Jets over 80 dB at Monitor #2	3	0	3	2	2	0	1	4	4	2	1	0	2
Prop Departures Rwy 9													
Props over 80 dB at Monitor #2	9	16	11	8	7	2	4	6	5	20	15	16	14
Nighttime Jet Deps (10 p.m. - 7 a.m.)													
Total Nighttime Jet Departures	100	101	96	87	94	92	67	62	65	54	65	64	88
Nighttime Rwy 27 Jet Deps.	34	40	21	33	19	12	10	24	24	12	6	17	32
Nighttime Rwy 9 Jet Deps.	66	61	75	54	75	79	57	38	41	42	54	46	56
Nighttime Rwy 13/31 Jet Deps.	0	0	0	0	0	1	0	0	0	0	5	1	0
Nighttime Jet Deps Runway 9													
Nighttime I-95 Turns (11 p.m.-7 a.m.)	41	34	47	36	45	48	34	21	20	25	31	26	37
Nighttime Straight-Out (11 p.m. - 7 a.m.)	12	15	16	11	16	19	13	11	11	8	11	12	8
Nighttime Events Over 80 dB	0	0	0	0	0	0	0	0	0	0	0	0	0
Noise Reports													
	Dec-18	Jan-19	Feb-19	Mar-19	Apr-19	May-19	Jun-19	Jul-19	Aug-19	Sep-19	Oct-19	Nov-19	Dec-19
Noise Reports by Aircraft Category at FXE													
# Noise Reports - Jets	28	11	4	12	5	7	3	4	7	5	7	10	6
# Noise Reports - Propellers	14	11	8	10	3	6	6	2	2	6	4	68	74
# Noise Reports - Helicopters	1	2	0	1	1	1	0	1	3	0	2	2	0
# Noise Reports - Unmatched	0	0	0	0	0	0	0	0	1	0	0	0	0
# Noise Reports - FLL & Other Overflights	8	24	3	1	3	9	5	5	10	1	5	3	1
Total Noise Reports	51	48	15	24	12	23	14	12	23	12	18	83	81
# Households Reporting	20	10	12	14	6	4	5	4	8	6	9	12	11

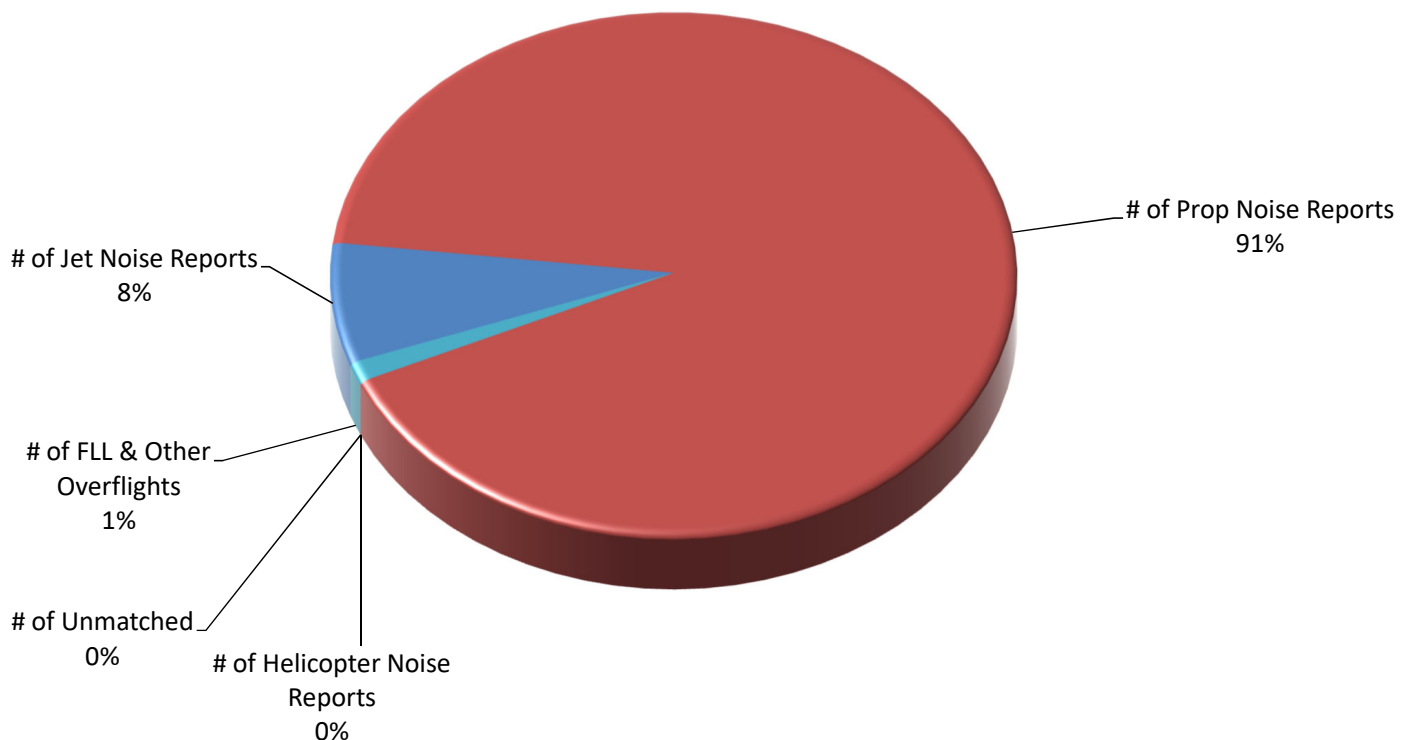
Notes:
Corrections made to "Jets Departures" June 2019

Monthly Operations over 80dB Per Airplane Type

Percentage of Departures Over 80 dB per Airpane Type: 0.3%



Monthly Noise Reports Per Airplane Type



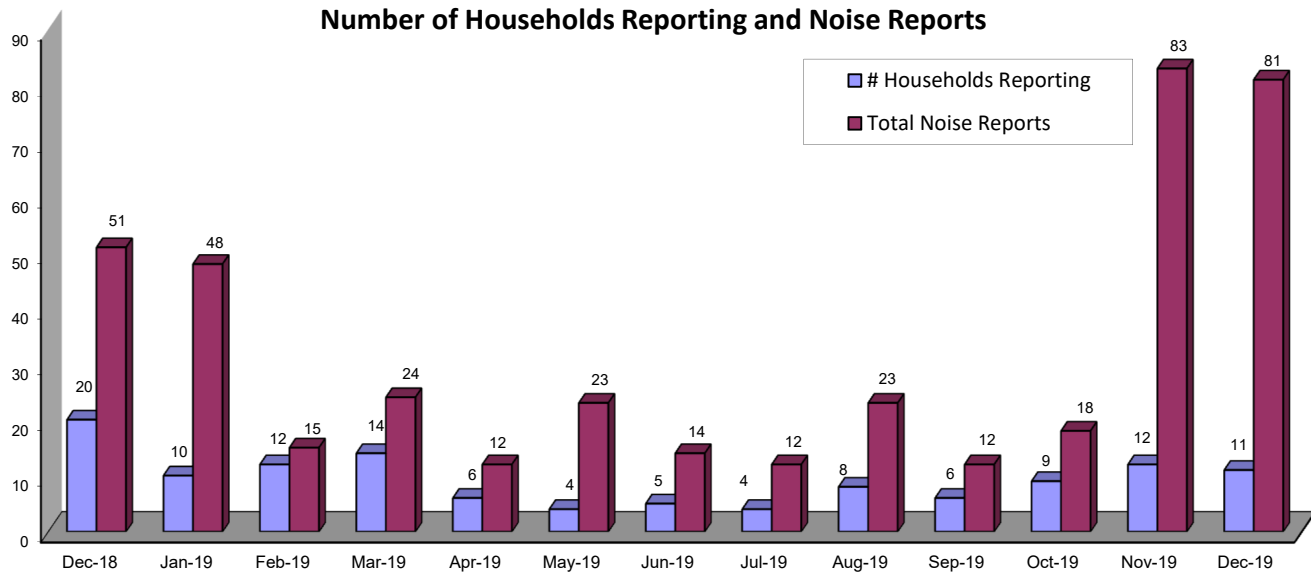
COOPERATIVE NOISE ABATEMENT EFFORT

Month of December

January 26, 2020

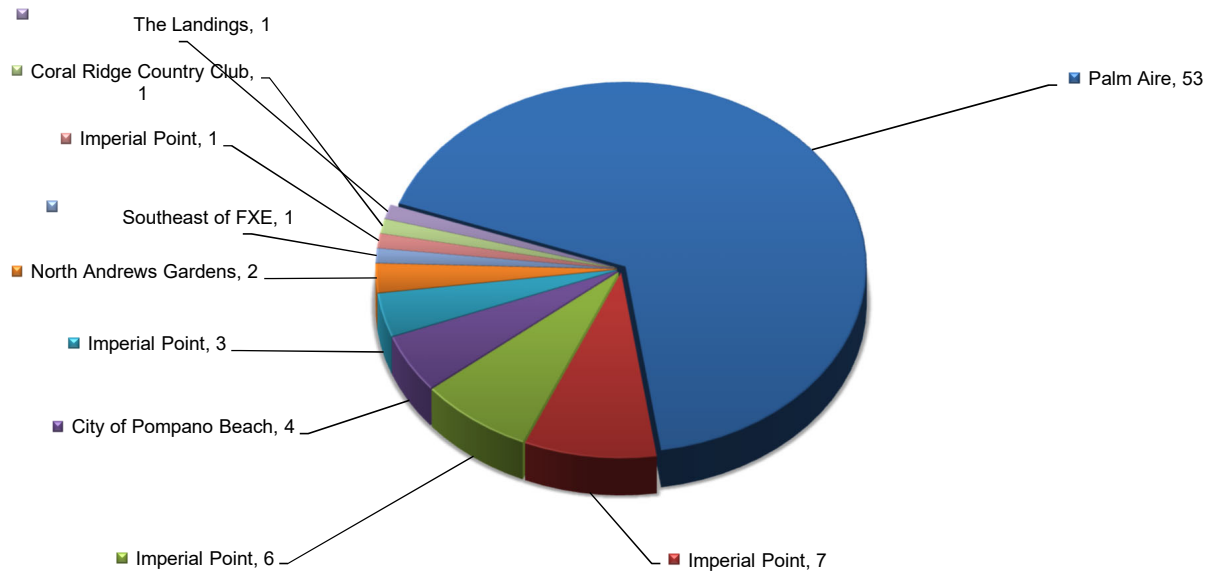
Number of households that reported FXE aircraft noise this month:

11



Noise Reports by Households
10 Households Made 98% of FXE Aircraft Noise Reports or 79 of the 81 Total Noise Reports

Note: 1% of Noise Reports regarded FLL, overflights, or other airports, and were incorrectly submitted to FXE.
 Note: 11 Households made 100% of the 80 Noise Reports for FXE.



COOPERATIVE NOISE ABATEMENT EFFORT

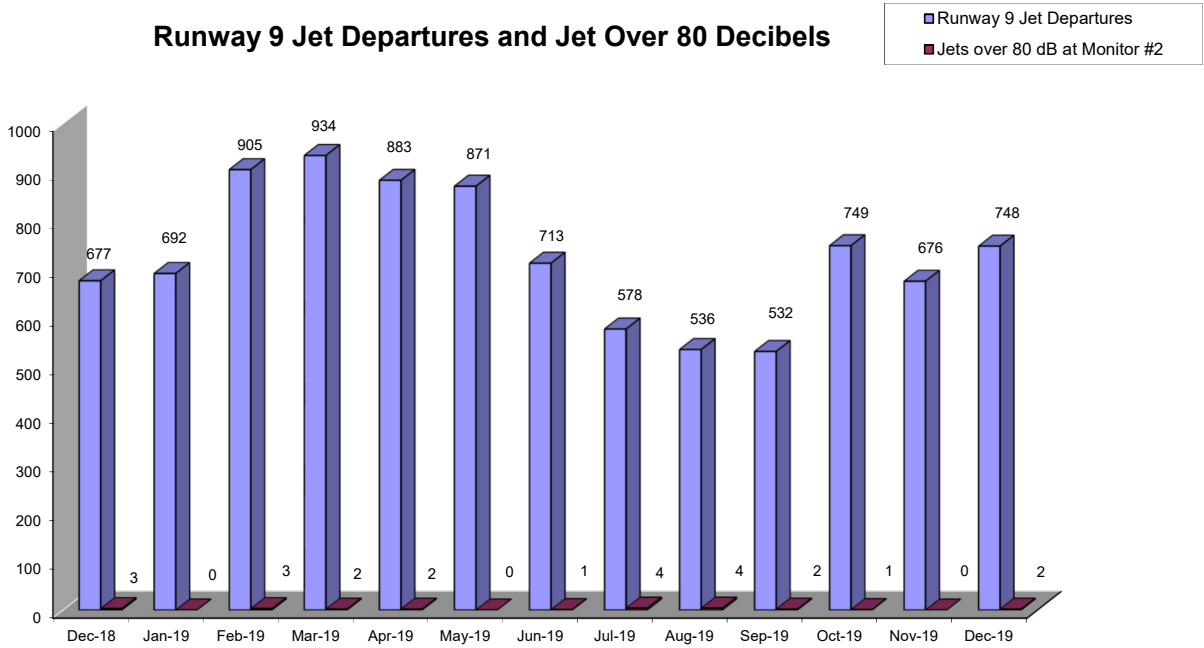
Month of December

January 26, 2020

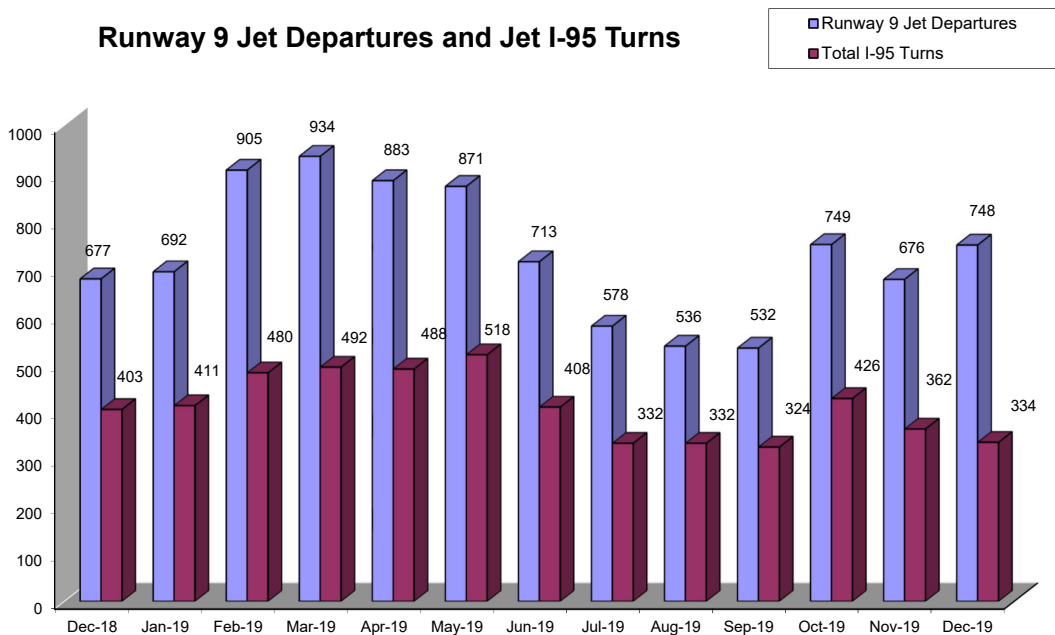
Number of Runway 9 Jet Departures over 80 decibels:

2

Runway 9 Jet Departures and Jet Over 80 Decibels



Runway 9 Jet Departures and Jet I-95 Turns

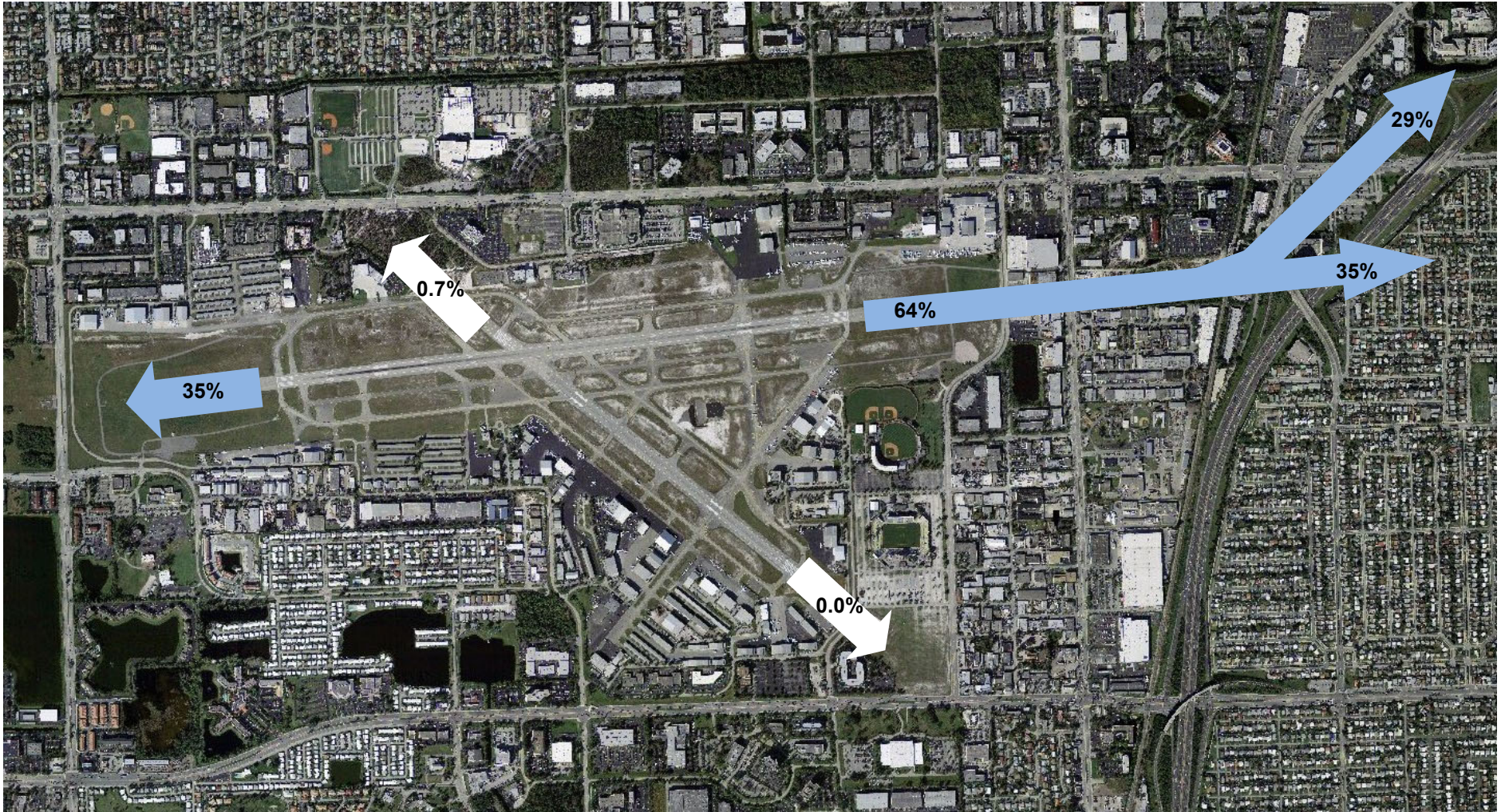


COOPERATIVE NOISE ABATEMENT EFFORT

Month of December

January 26, 2020

Percentage of Jet Departures Per Runway





COOPERATIVE NOISE ABATEMENT EFFORT

Month of December

January 26, 2020

ARRIVAL NOISE REPORTS

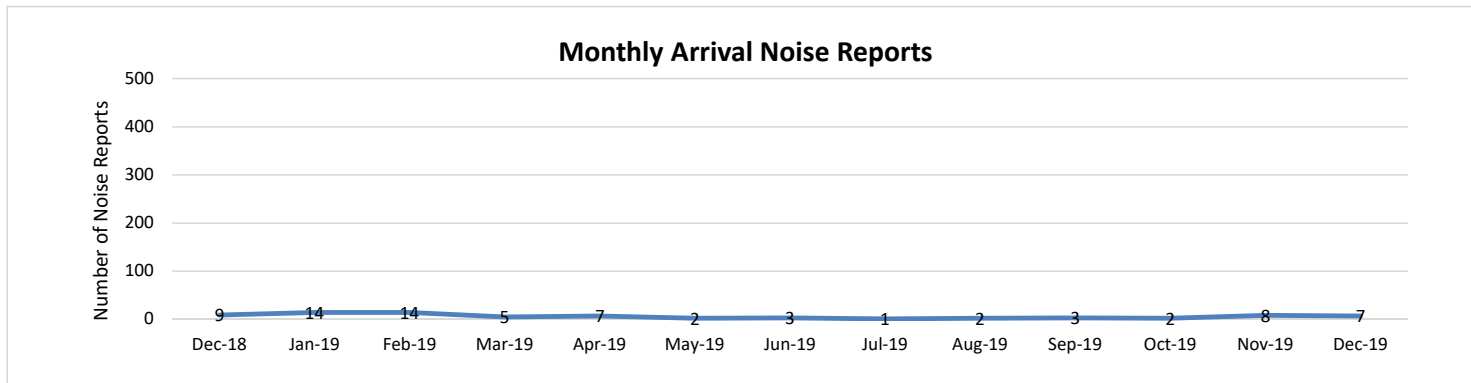
Operations

Dec-18 Jan-19 Feb-19 Mar-19 Apr-19 May-19 Jun-19 Jul-19 Aug-19 Sep-19 Oct-19 Nov-19 Dec-19 12-month TOTALS

NOISE REPORTS: ARRIVALS

	Dec-18	Jan-19	Feb-19	Mar-19	Apr-19	May-19	Jun-19	Jul-19	Aug-19	Sep-19	Oct-19	Nov-19	Dec-19	12-month TOTALS
# Noise Reports - Runway 9 Arrivals														
Jet	0	0	1	0	1	1	1	1	0	2	1	2	0	10
Prop	0	0	0	0	1	0	0	0	0	1	1	5	2	10
# Noise Reports - Runway 13 Arrivals														
Jet	0	0	0	0	0	0	0	0	0	0	0	0	0	0
Prop	0	2	0	0	0	0	0	0	0	0	0	0	0	2
# Noise Reports - Runway 27 Arrivals														
Jet	7	8	2	3	2	0	1	0	2	0	0	0	0	18
Prop	1	3	5	2	0	0	1	0	0	0	0	0	0	16
# Noise Reports - Runway 31 Arrivals														
Jet	0	0	0	0	0	0	0	0	0	0	0	0	0	0
Prop	1	0	4	0	2	0	0	0	0	0	0	0	0	6
# Noise Reports - Helicopters Arrivals														
Helicopters	0	1	2	0	1	1	0	0	0	0	0	1	0	6
MONTHLY ARRIVAL NOISE REPORTS	9	14	14	5	7	2	3	1	2	3	2	8	7	

PERCENTAGE OF ARRIVAL NOISE TO TOTAL ARRIVALS	Dec-18	Jan-19	Feb-19	Mar-19	Apr-19	May-19	Jun-19	Jul-19	Aug-19	Sep-19	Oct-19	Nov-19	Dec-19	12-month TOTALS
	0.19%	0.27%	0.29%	0.09%	0.12%	0.04%	0.07%	0.02%	0.05%	0.07%	0.04%	0.17%	0.14%	





COOPERATIVE NOISE ABATEMENT EFFORT

Month of January

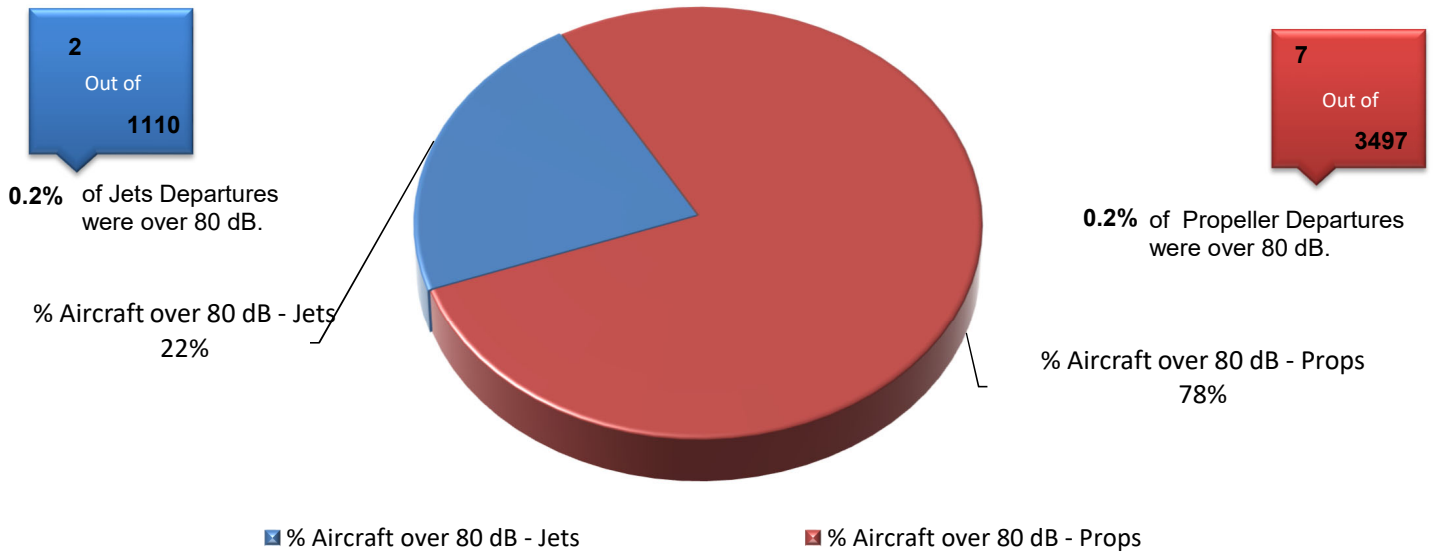
February 27, 2020

Operations	Jan-19	Feb-19	Mar-19	Apr-19	May-19	Jun-19	Jul-19	Aug-19	Sep-19	Oct-19	Nov-19	Dec-19	Jan-20
Total Jet Departures	1216	1109	1298	1145	987	895	781	824	755	876	973	1169	1110
Runway 27 Jet Departures	516	202	362	260	111	180	202	287	212	122	291	413	392
Runway 9 Jet Departures	692	905	934	883	871	713	578	536	532	749	676	748	711
Runway 13/31 Jet Departures	8	2	2	2	5	2	1	1	11	5	6	8	7
Jet Departures Rwy 9													
Total I-95 Turns	411	480	492	488	518	408	332	332	324	426	362	334	367
% I-95 Turns	59%	53%	53%	55%	59%	57%	57%	62%	61%	57%	54%	45%	52%
Jets over 80 dB at Monitor #2	0	3	2	2	0	1	4	4	2	1	0	2	2
Prop Departures Rwy 9													
Props over 80 dB at Monitor #2	16	11	8	7	2	4	6	5	20	15	16	14	7
Nighttime Jet Deps (10 p.m. - 7 a.m.)													
Total Nighttime Jet Departures	101	96	87	94	92	67	62	65	54	65	64	88	97
Nighttime Rwy 27 Jet Deps.	40	21	33	19	12	10	24	24	12	6	17	32	24
Nighttime Rwy 9 Jet Deps.	61	75	54	75	79	57	38	41	42	54	46	56	73
Nighttime Rwy 13/31 Jet Deps.	0	0	0	0	1	0	0	0	0	5	1	0	0
Nighttime Jet Deps Runway 9													
Nighttime I-95 Turns (11 p.m.-7 a.m.)	34	47	36	45	48	34	21	20	25	31	26	37	42
Nighttime Straight-Out (11 p.m. - 7 a.m.)	15	16	11	16	19	13	11	11	8	11	12	8	22
Nighttime Events Over 80 dB	0	0	0	0	0	0	0	0	0	0	0	0	0
Noise Reports													
	Jan-19	Feb-19	Mar-19	Apr-19	May-19	Jun-19	Jul-19	Aug-19	Sep-19	Oct-19	Nov-19	Dec-19	Jan-20
Noise Reports by Aircraft Category at FXE													
# Noise Reports - Jets	11	4	12	5	7	3	4	7	5	7	10	6	4
# Noise Reports - Propellers	11	8	10	3	6	6	2	2	6	4	68	74	6
# Noise Reports - Helicopters	2	0	1	1	1	0	1	3	0	2	2	0	0
# Noise Reports - Unmatched	0	0	0	0	0	0	0	1	0	0	0	0	0
# Noise Reports - FLL & Other Overflights	24	3	1	3	9	5	5	10	1	5	3	1	6
Total Noise Reports	48	15	24	12	23	14	12	23	12	18	83	81	16
# FXE Households Reporting	10	12	14	6	4	5	4	8	6	9	12	11	6

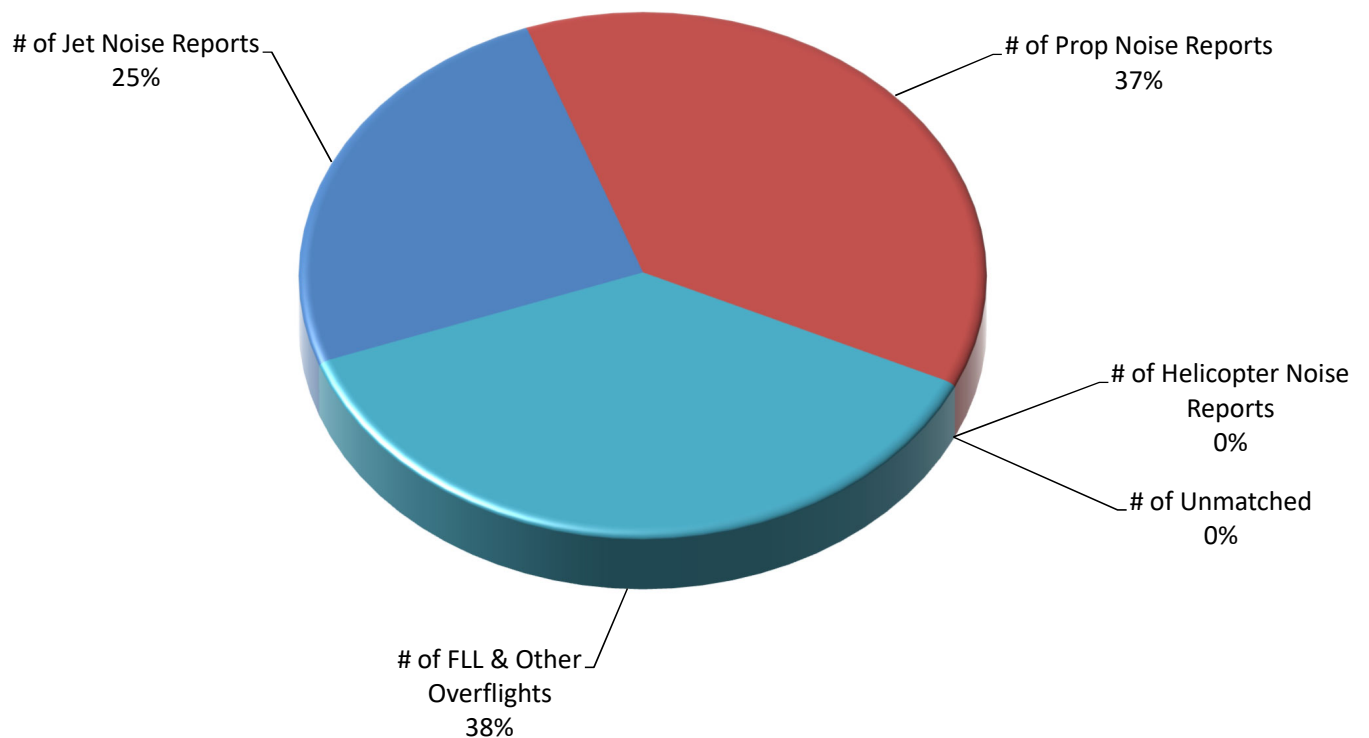
Notes:
 Corrections made to "Jets Departures" June 2019

Monthly Operations over 80dB Per Airplane Type

Percentage of Departures Over 80 dB per Airpane Type: 0.2%



Monthly Noise Reports Per Airplane Type



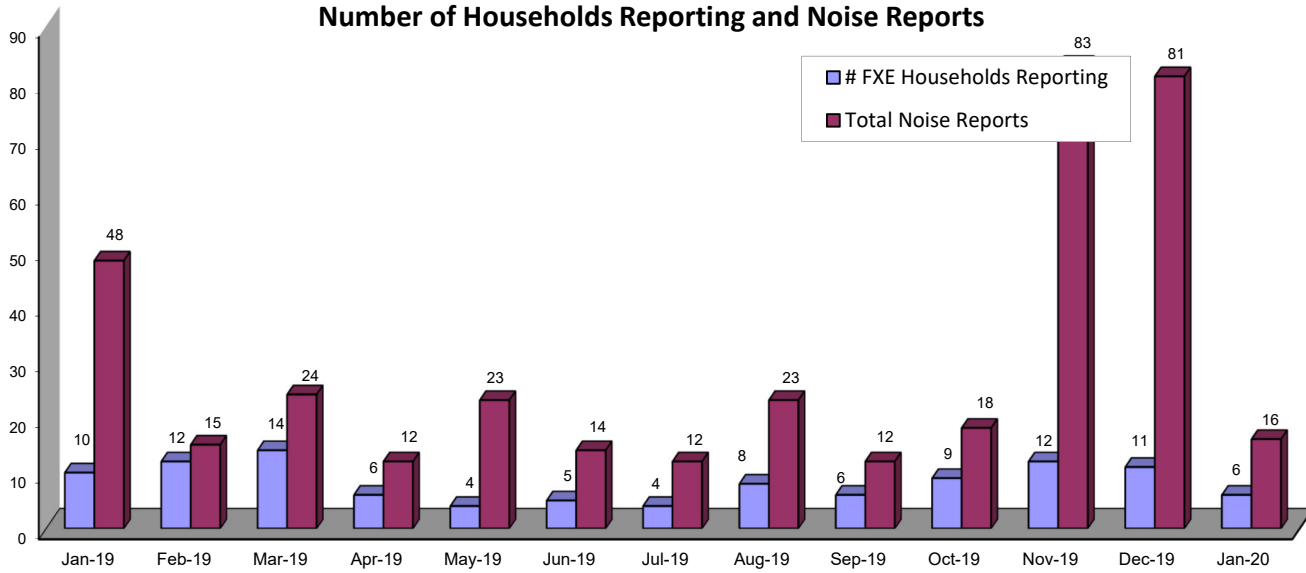
COOPERATIVE NOISE ABATEMENT EFFORT

Month of January

February 27, 2020

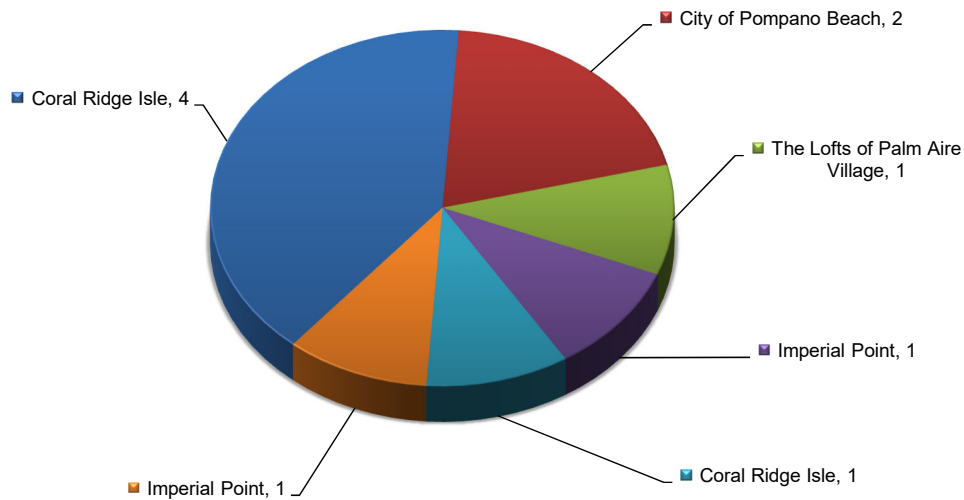
Number of households that reported FXE aircraft noise this month:

6



Noise Reports by Households
6 Households Made 63% of FXE Aircraft Noise Reports or 10 of the 16 Total Noise Reports

Note: 38% of Noise Reports regarded FLL, overflights, or other airports, and were incorrectly submitted to FXE.
 Note: 6 Households made 100% of the 10 Total Noise Reports for FXE.



COOPERATIVE NOISE ABATEMENT EFFORT

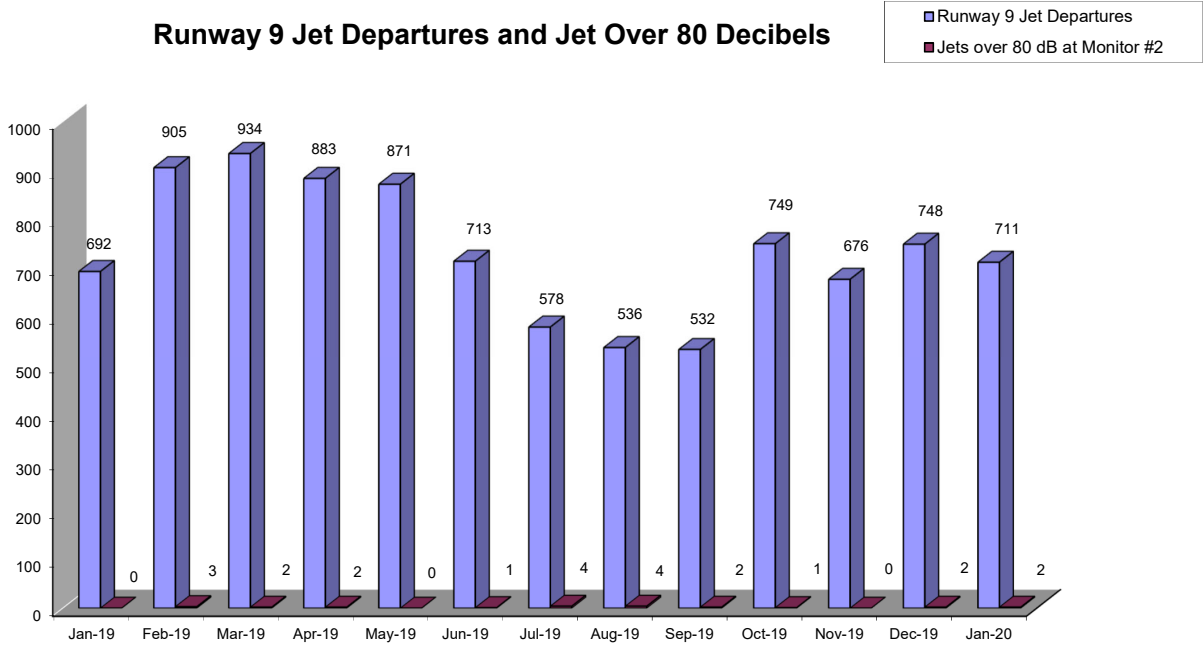
Month of January

February 27, 2020

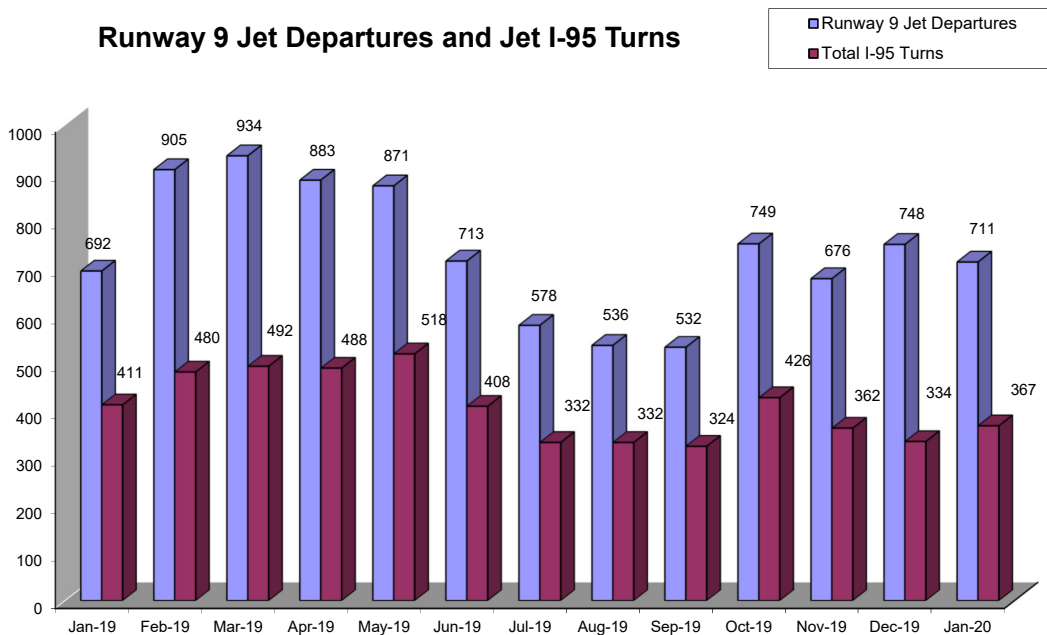
Number of Runway 9 Jet Departures over 80 decibels:

2

Runway 9 Jet Departures and Jet Over 80 Decibels



Runway 9 Jet Departures and Jet I-95 Turns

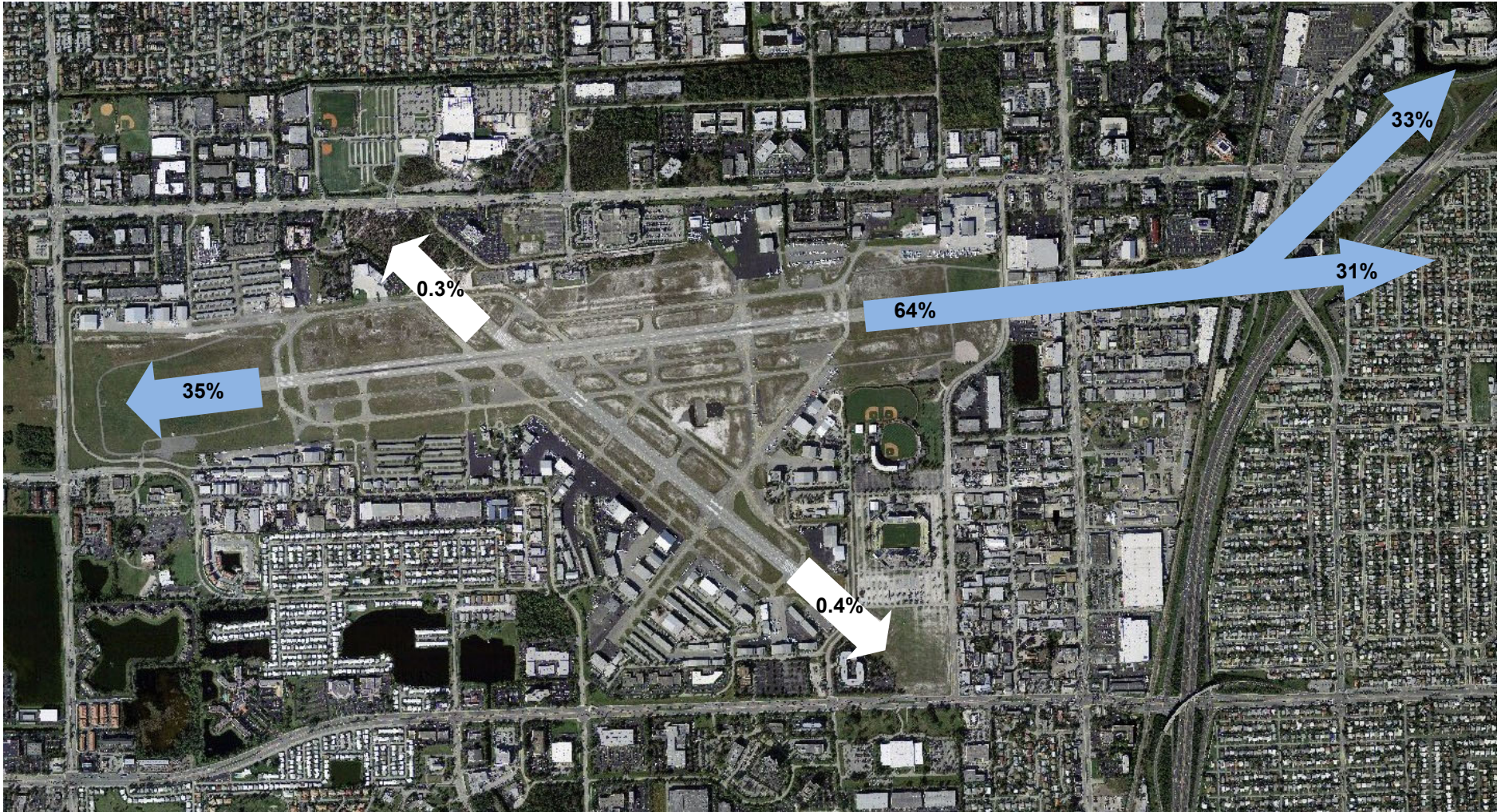


COOPERATIVE NOISE ABATEMENT EFFORT

Month of January

February 27, 2020

Percentage of Jet Departures Per Runway





COOPERATIVE NOISE ABATEMENT EFFORT

Month of January

February 27, 2020

ARRIVAL NOISE REPORTS

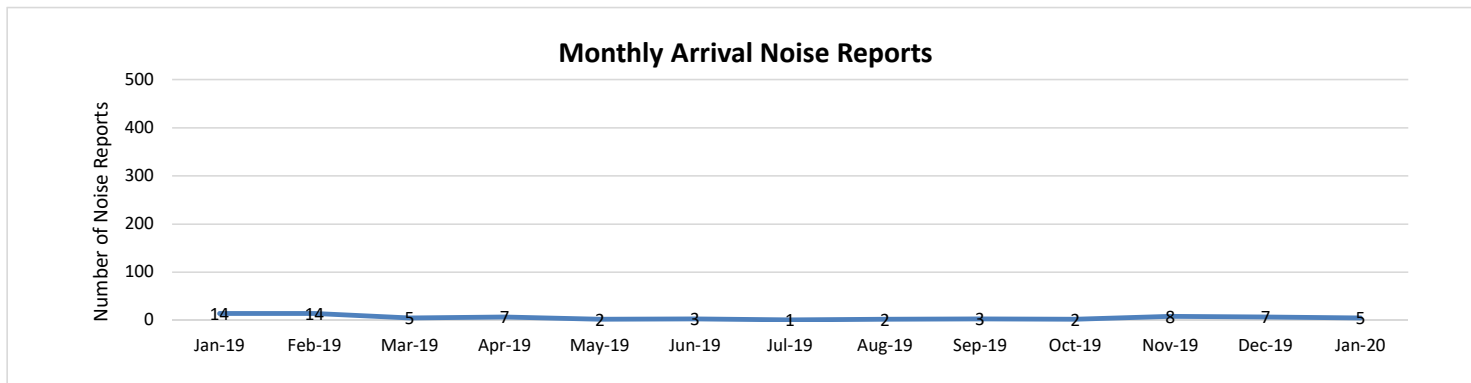
Operations

Jan-19 Feb-19 Mar-19 Apr-19 May-19 Jun-19 Jul-19 Aug-19 Sep-19 Oct-19 Nov-19 Dec-19 Jan-20 12-month TOTALS

NOISE REPORTS: ARRIVALS

	Jan-19	Feb-19	Mar-19	Apr-19	May-19	Jun-19	Jul-19	Aug-19	Sep-19	Oct-19	Nov-19	Dec-19	Jan-20	12-month TOTALS
# Noise Reports - Runway 9 Arrivals														
Jet	0	1	0	1	1	1	1	0	2	1	2	0	0	10
Prop	0	0	0	1	0	0	0	0	1	1	5	2	0	10
# Noise Reports - Runway 13 Arrivals														
Jet	0	0	0	0	0	0	0	0	0	0	0	0	0	0
Prop	2	0	0	0	0	0	0	0	0	0	0	0	0	0
# Noise Reports - Runway 27 Arrivals														
Jet	8	2	3	2	0	1	0	2	0	0	0	0	2	12
Prop	3	5	2	0	0	1	0	0	0	0	0	5	3	16
# Noise Reports - Runway 31 Arrivals														
Jet	0	0	0	0	0	0	0	0	0	0	0	0	0	0
Prop	0	4	0	2	0	0	0	0	0	0	0	0	0	6
# Noise Reports - Helicopters Arrivals														
Helicopters	1	2	0	1	1	0	0	0	0	0	1	0	0	5
MONTHLY ARRIVAL NOISE REPORTS	14	14	5	7	2	3	1	2	3	2	8	7	5	

PERCENTAGE OF ARRIVAL NOISE TO TOTAL ARRIVALS	Jan-19	Feb-19	Mar-19	Apr-19	May-19	Jun-19	Jul-19	Aug-19	Sep-19	Oct-19	Nov-19	Dec-19	Jan-20
	0.29%	0.27%	0.10%	0.13%	0.03%	0.06%	0.02%	0.04%	0.07%	0.05%	0.18%	0.15%	0.10%





COOPERATIVE NOISE ABATEMENT EFFORT

Month of February

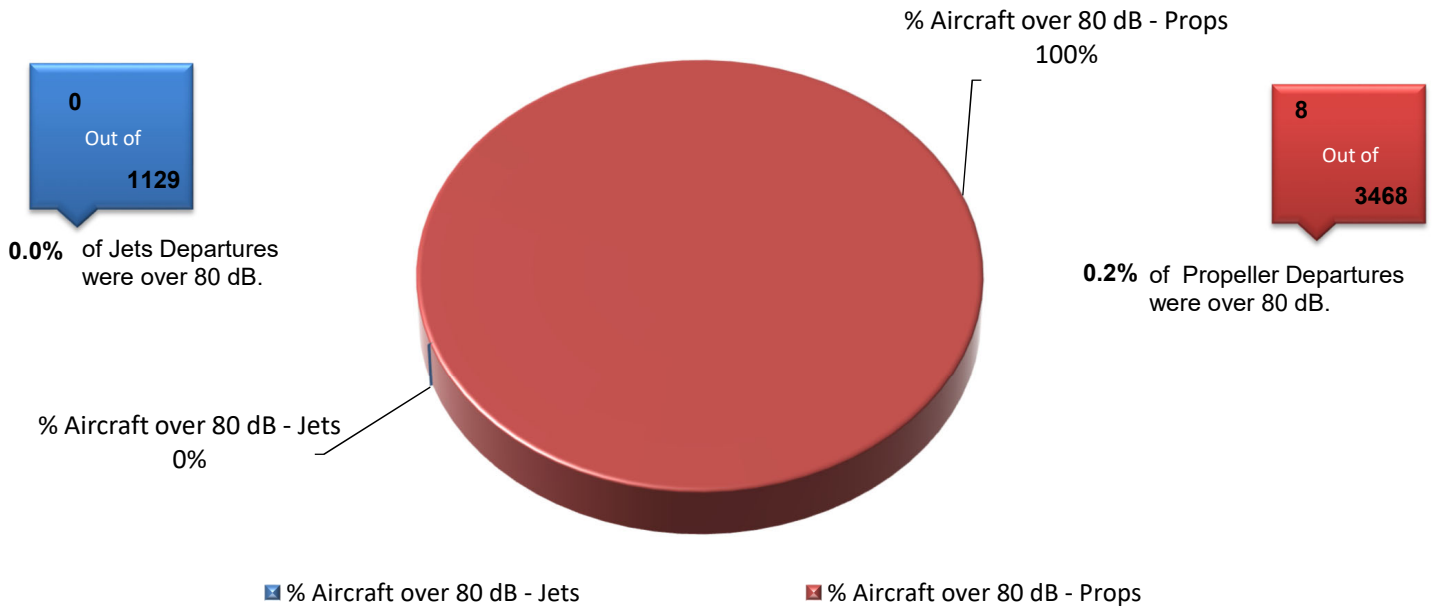
March 26, 2020

Operations	Feb-19	Mar-19	Apr-19	May-19	Jun-19	Jul-19	Aug-19	Sep-19	Oct-19	Nov-19	Dec-19	Jan-20	Feb-20
Total Jet Departures	1109	1298	1145	987	895	781	824	755	876	973	1169	1110	1129
Runway 27 Jet Departures	202	362	260	111	180	202	287	212	122	291	413	392	361
Runway 9 Jet Departures	905	934	883	871	713	578	536	532	749	676	748	711	766
Runway 13/31 Jet Departures	2	2	2	5	2	1	1	11	5	6	8	7	2
Jet Departures Rwy 9													
Total I-95 Turns	480	492	488	518	408	332	332	324	426	362	334	367	444
% I-95 Turns	53%	53%	55%	59%	57%	57%	62%	61%	57%	54%	45%	52%	58%
Jets over 80 dB at Monitor #2	3	2	2	0	1	4	4	2	1	0	2	2	0
Prop Departures Rwy 9													
Props over 80 dB at Monitor #2	11	8	7	2	4	6	5	20	15	16	14	7	8
Nighttime Jet Deps (10 p.m. - 7 a.m.)													
Total Nighttime Jet Departures	96	87	94	92	67	62	65	54	65	64	88	97	129
Nighttime Rwy 27 Jet Deps.	21	33	19	12	10	24	24	12	6	17	32	24	72
Nighttime Rwy 9 Jet Deps.	75	54	75	79	57	38	41	42	54	46	56	73	57
Nighttime Rwy 13/31 Jet Deps.	0	0	0	1	0	0	0	0	5	1	0	0	0
Nighttime Jet Deps Runway 9													
Nighttime I-95 Turns (11 p.m.-7 a.m.)	47	36	45	48	34	21	20	25	31	26	37	42	45
Nighttime Straight-Out (11 p.m. - 7 a.m.)	16	11	16	19	13	11	11	8	11	12	8	22	17
Nighttime Events Over 80 dB	0	0	0	0	0	0	0	0	0	0	0	0	0
Noise Reports													
Noise Reports by Aircraft Category at FXE													
# Noise Reports - Jets	4	12	5	7	3	4	7	5	7	10	6	4	3
# Noise Reports - Propellers	8	10	3	6	6	2	2	6	4	68	74	6	9
# Noise Reports - Helicopters	0	1	1	1	0	1	3	0	2	2	0	0	0
# Noise Reports - Unmatched	0	0	0	0	0	0	1	0	0	0	0	0	0
# Noise Reports - FLL & Other Overflights	3	1	3	9	5	5	10	1	5	3	1	6	2
Total Noise Reports	15	24	12	23	14	12	23	12	18	83	81	16	14
# FXE Households Reporting	12	14	6	4	5	4	8	6	9	12	11	6	7

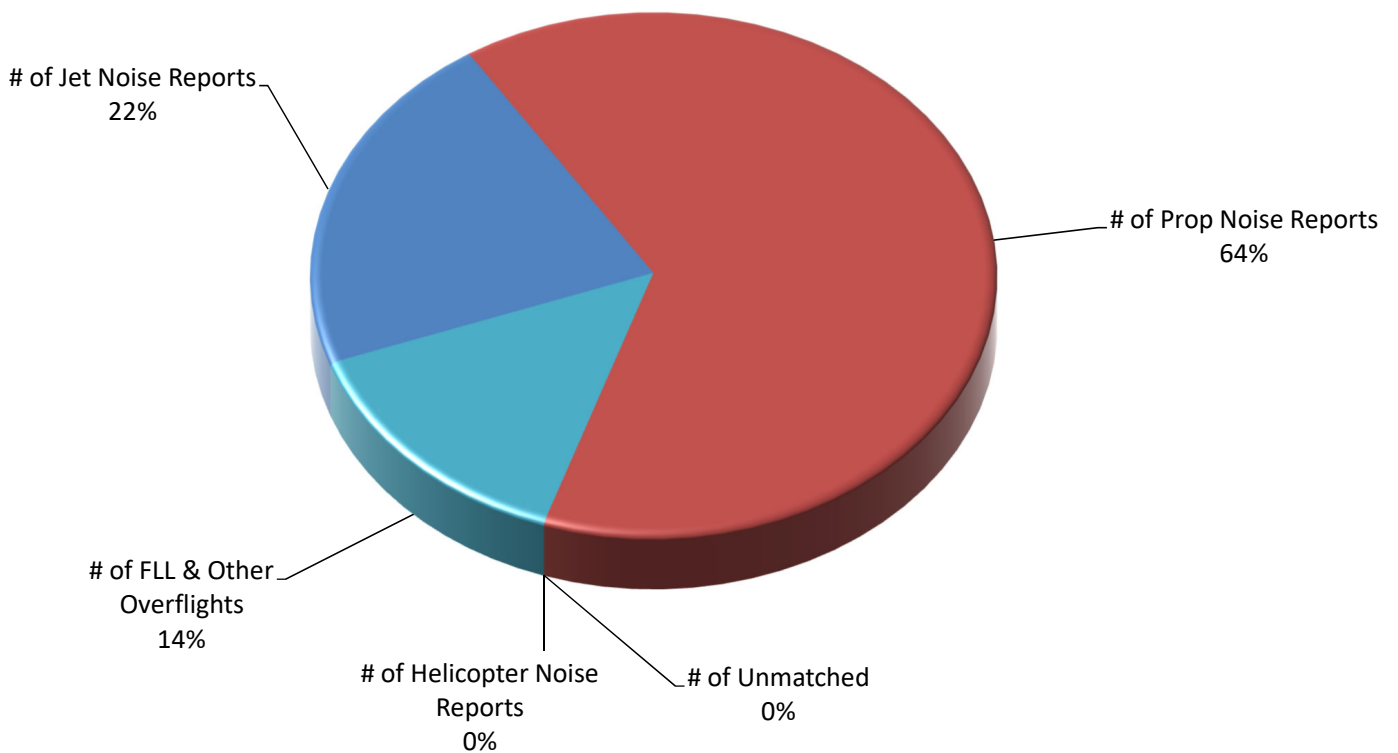
Notes:
 Corrections made to "Jets Departures" June 2019

Monthly Operations over 80dB Per Airplane Type

Percentage of Departures Over 80 dB per Airpane Type: 0.2%



Monthly Noise Reports Per Airplane Type



COOPERATIVE NOISE ABATEMENT EFFORT

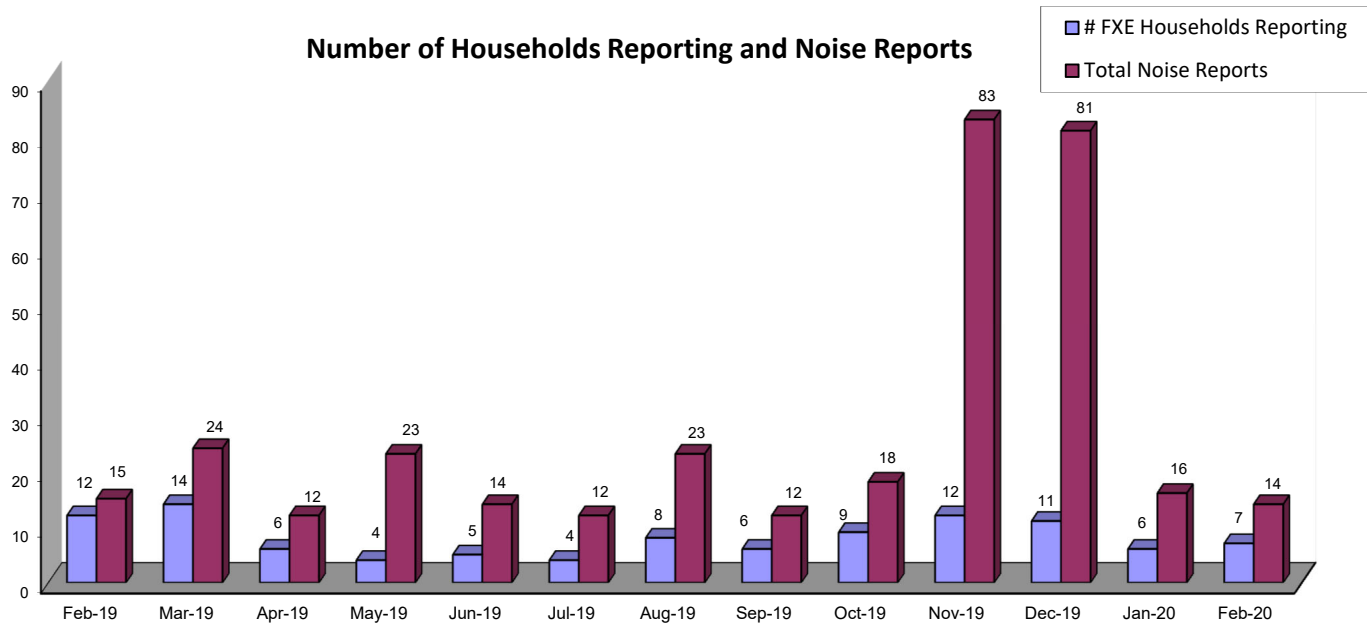
Month of February

March 26, 2020

Number of households that reported FXE aircraft noise this month:

7

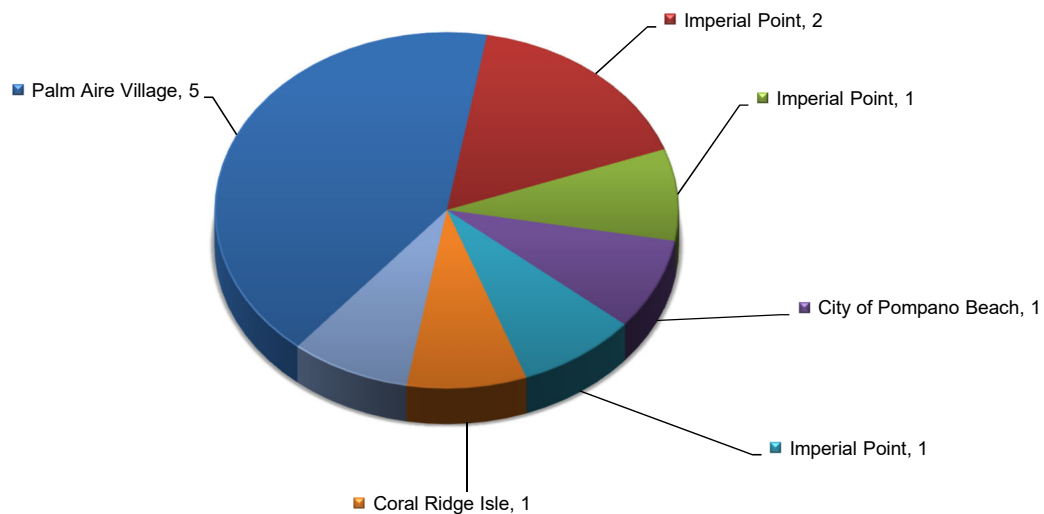
Number of Households Reporting and Noise Reports



Noise Reports by Households

7 Households Made 86% of Aircraft Noise Reports or 12 of the 14 Total Noise Reports

Note: 14% of Noise Reports regarded FLL, overflights, or other airports, and were incorrectly submitted to FXE.
 Note: 7 Households made 100% of the 12 Total Noise Reports for FXE.



COOPERATIVE NOISE ABATEMENT EFFORT

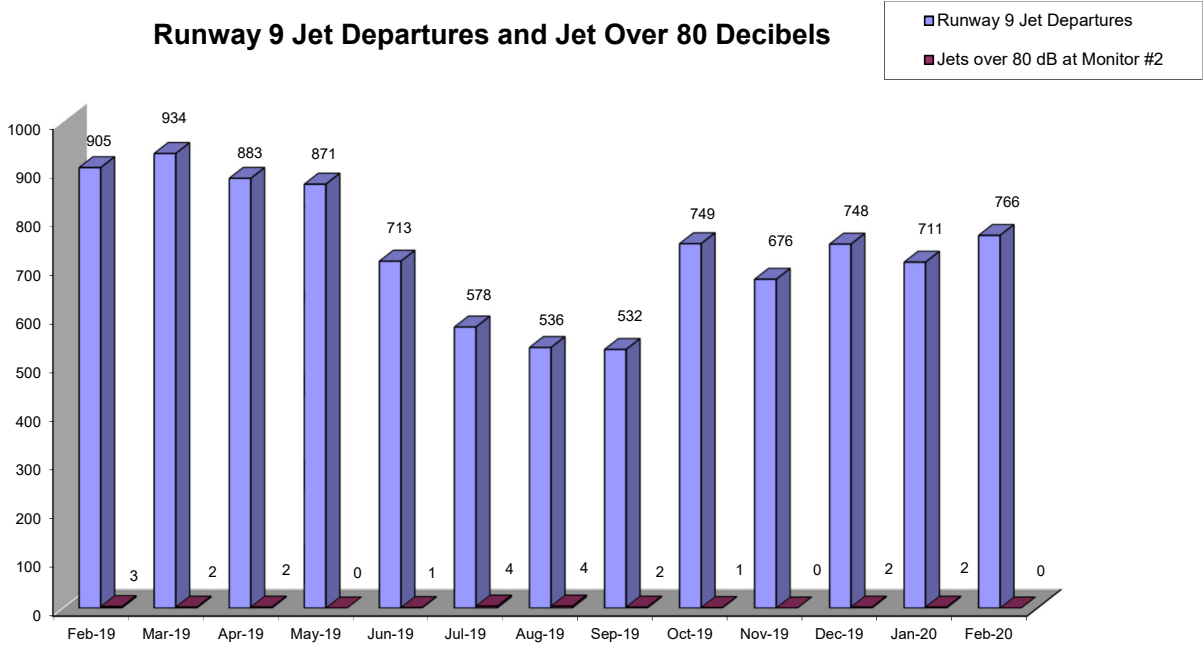
Month of February

March 26, 2020

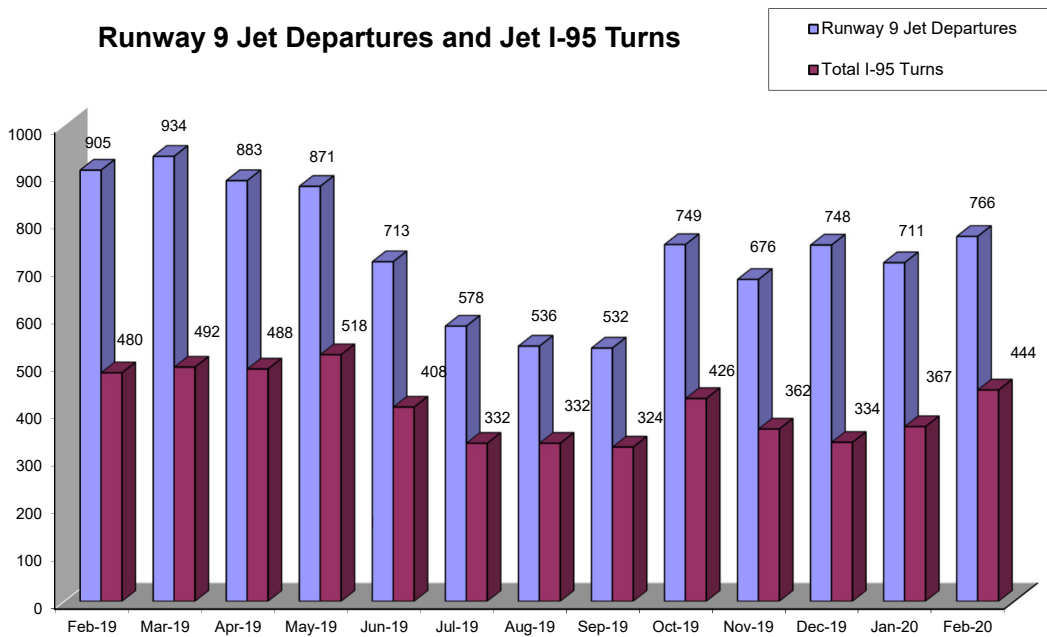
Number of Runway 9 Jet Departures over 80 decibels:

0

Runway 9 Jet Departures and Jet Over 80 Decibels



Runway 9 Jet Departures and Jet I-95 Turns

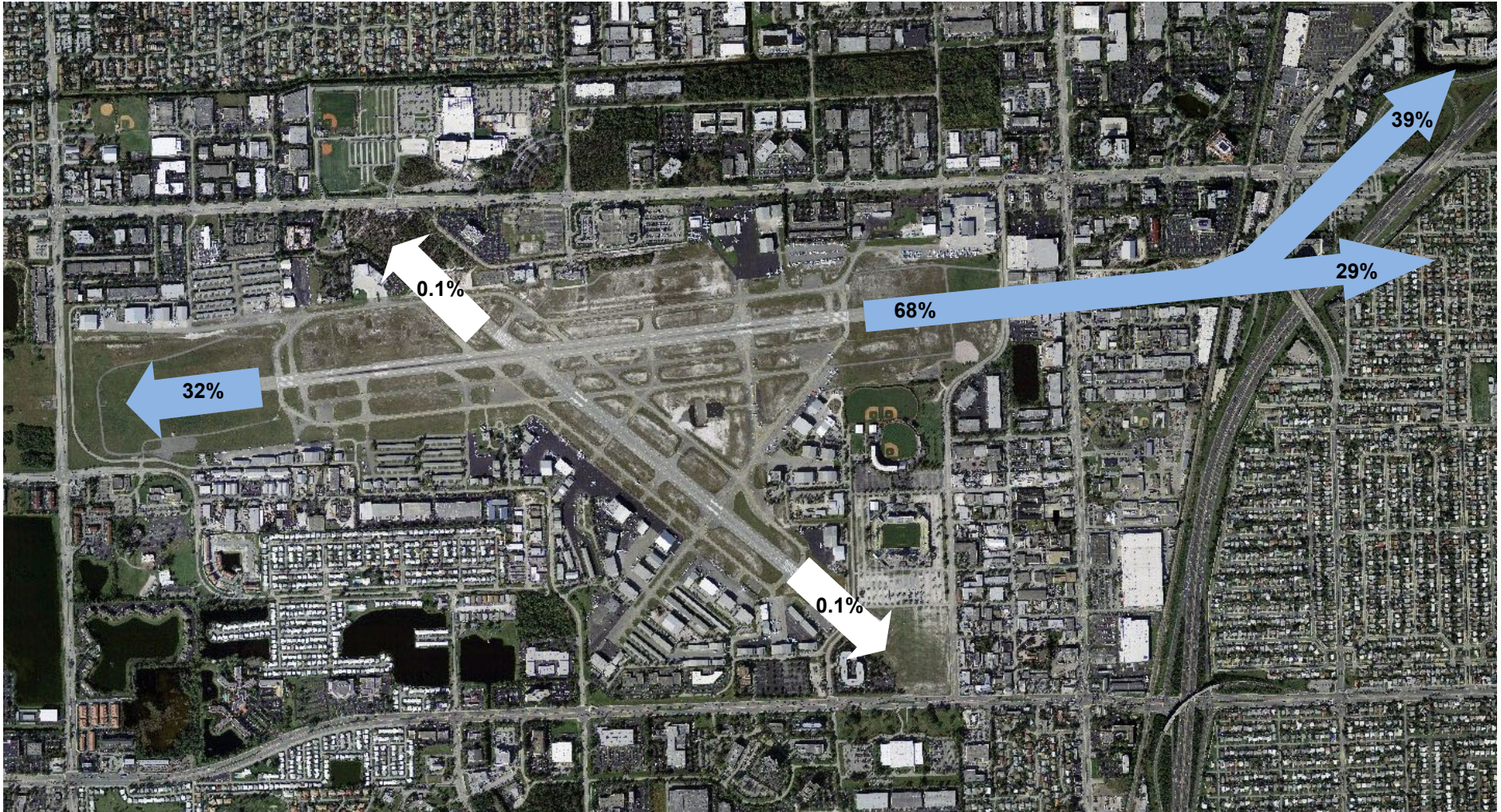


COOPERATIVE NOISE ABATEMENT EFFORT

Month of February

March 26, 2020

Percentage of Jet Departures Per Runway





COOPERATIVE NOISE ABATEMENT EFFORT

Month of February

March 26, 2020

ARRIVAL NOISE REPORTS

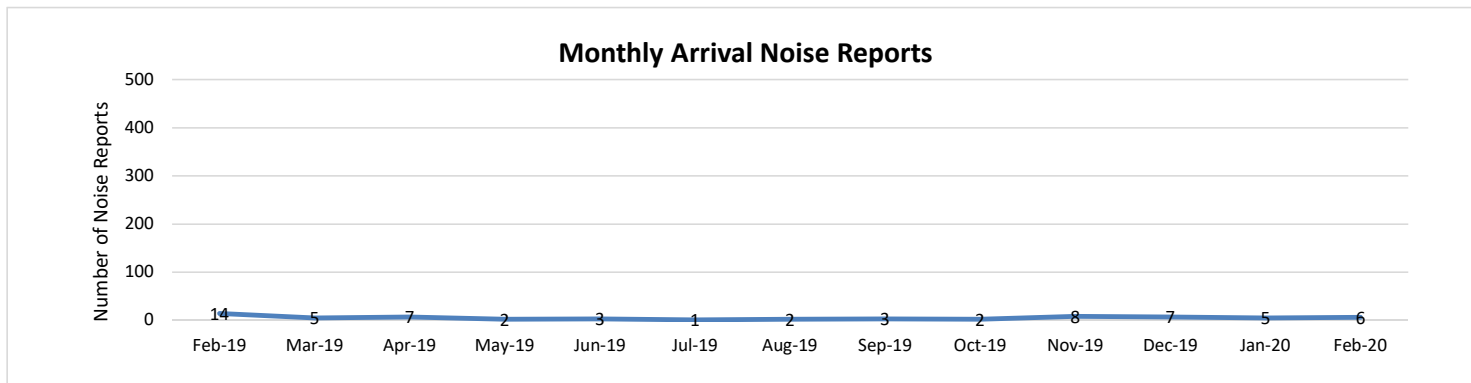
Operations

Feb-19 Mar-19 Apr-19 May-19 Jun-19 Jul-19 Aug-19 Sep-19 Oct-19 Nov-19 Dec-19 Jan-20 Feb-20 12-month TOTALS

NOISE REPORTS: ARRIVALS

	Feb-19	Mar-19	Apr-19	May-19	Jun-19	Jul-19	Aug-19	Sep-19	Oct-19	Nov-19	Dec-19	Jan-20	Feb-20	12-month TOTALS
# Noise Reports - Runway 9 Arrivals														
Jet	1	0	1	1	1	1	0	2	1	2	0	0	0	9
Prop	0	0	1	0	0	0	0	1	1	5	2	0	0	10
# Noise Reports - Runway 13 Arrivals														
Jet	0	0	0	0	0	0	0	0	0	0	0	0	0	0
Prop	0	0	0	0	0	0	0	0	0	0	0	0	3	3
# Noise Reports - Runway 27 Arrivals														
Jet	2	3	2	0	1	0	2	0	0	0	0	2	2	12
Prop	5	2	0	0	1	0	0	0	0	0	5	3	1	12
# Noise Reports - Runway 31 Arrivals														
Jet	0	0	0	0	0	0	0	0	0	0	0	0	0	0
Prop	4	0	2	0	0	0	0	0	0	0	0	0	0	2
# Noise Reports - Helicopters Arrivals														
Helicopters	2	0	1	1	0	0	0	0	0	1	0	0	0	3
MONTHLY ARRIVAL NOISE REPORTS	14	5	7	2	3	1	2	3	2	8	7	5	6	

PERCENTAGE OF ARRIVAL NOISE TO TOTAL ARRIVALS	Feb-19	Mar-19	Apr-19	May-19	Jun-19	Jul-19	Aug-19	Sep-19	Oct-19	Nov-19	Dec-19	Jan-20	Feb-20
	0.27%	0.10%	0.13%	0.03%	0.06%	0.02%	0.04%	0.07%	0.05%	0.18%	0.15%	0.10%	0.17%





COOPERATIVE NOISE ABATEMENT EFFORT

Month of March

May 28, 2020

Operations	Mar-19	Apr-19	May-19	Jun-19	Jul-19	Aug-19	Sep-19	Oct-19	Nov-19	Dec-19	Jan-20	Feb-20	Mar-20
Total Jet Departures	1298	1145	987	895	781	824	755	876	973	1169	1110	1129	972
Runway 27 Jet Departures	362	260	111	180	202	287	212	122	291	413	392	361	131
Runway 9 Jet Departures	934	883	871	713	578	536	532	749	676	748	711	766	839
Runway 13/31 Jet Departures	2	2	5	2	1	1	11	5	6	8	7	2	2
Jet Departures Rwy 9													
Total I-95 Turns	492	488	518	408	332	332	324	426	362	334	367	444	481
% I-95 Turns	53%	55%	59%	57%	57%	62%	61%	57%	54%	45%	52%	58%	57%
Jets over 80 dB at Monitor #2	2	2	0	1	4	4	2	1	0	2	2	0	2
Prop Departures Rwy 9													
Props over 80 dB at Monitor #2	8	7	2	4	6	5	20	15	16	14	7	8	13
Nighttime Jet Deps (10 p.m. - 7 a.m.)													
Total Nighttime Jet Departures	87	94	92	67	62	65	54	65	64	88	97	129	54
Nighttime Rwy 27 Jet Deps.	33	19	12	10	24	24	12	6	17	32	24	72	7
Nighttime Rwy 9 Jet Deps.	54	75	79	57	38	41	42	54	46	56	73	57	47
Nighttime Rwy 13/31 Jet Deps.	0	0	1	0	0	0	0	5	1	0	0	0	0
Nighttime Jet Deps Runway 9													
Nighttime I-95 Turns (11 p.m.-7 a.m.)	36	45	48	34	21	20	25	31	26	37	42	45	39
Nighttime Straight-Out (11 p.m. - 7 a.m.)	11	16	19	13	11	11	8	11	12	8	22	17	1
Nighttime Events Over 80 dB	0	0	0	0	0	0	0	0	0	0	0	0	0
Noise Reports													
	Mar-19	Apr-19	May-19	Jun-19	Jul-19	Aug-19	Sep-19	Oct-19	Nov-19	Dec-19	Jan-20	Feb-20	Mar-20
Noise Reports by Aircraft Category at FXE													
# Noise Reports - Jets	12	5	7	3	4	7	5	7	10	6	4	3	6
# Noise Reports - Propellers	10	3	6	6	2	2	6	4	68	74	6	9	5
# Noise Reports - Helicopters	1	1	1	0	1	3	0	2	2	0	0	0	3
# Noise Reports - Unmatched	0	0	0	0	0	1	0	0	0	0	0	0	0
# Noise Reports - FLL & Other Overflights	1	3	9	5	5	10	1	5	3	1	6	2	1
Total Noise Reports	24	12	23	14	12	23	12	18	83	81	16	14	15
# FXE Households Reporting	14	6	4	5	4	8	6	9	12	11	6	7	14

Notes:
 Corrections made to "Jets Departures" June 2019

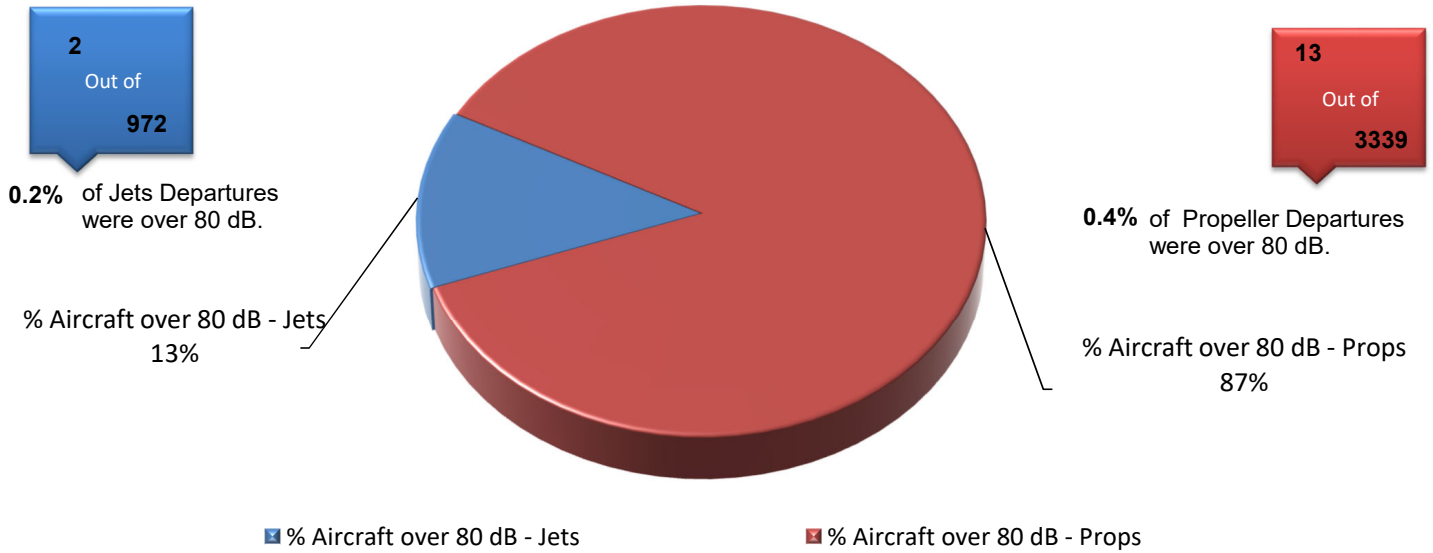
COOPERATIVE NOISE ABATEMENT EFFORT

Month of March

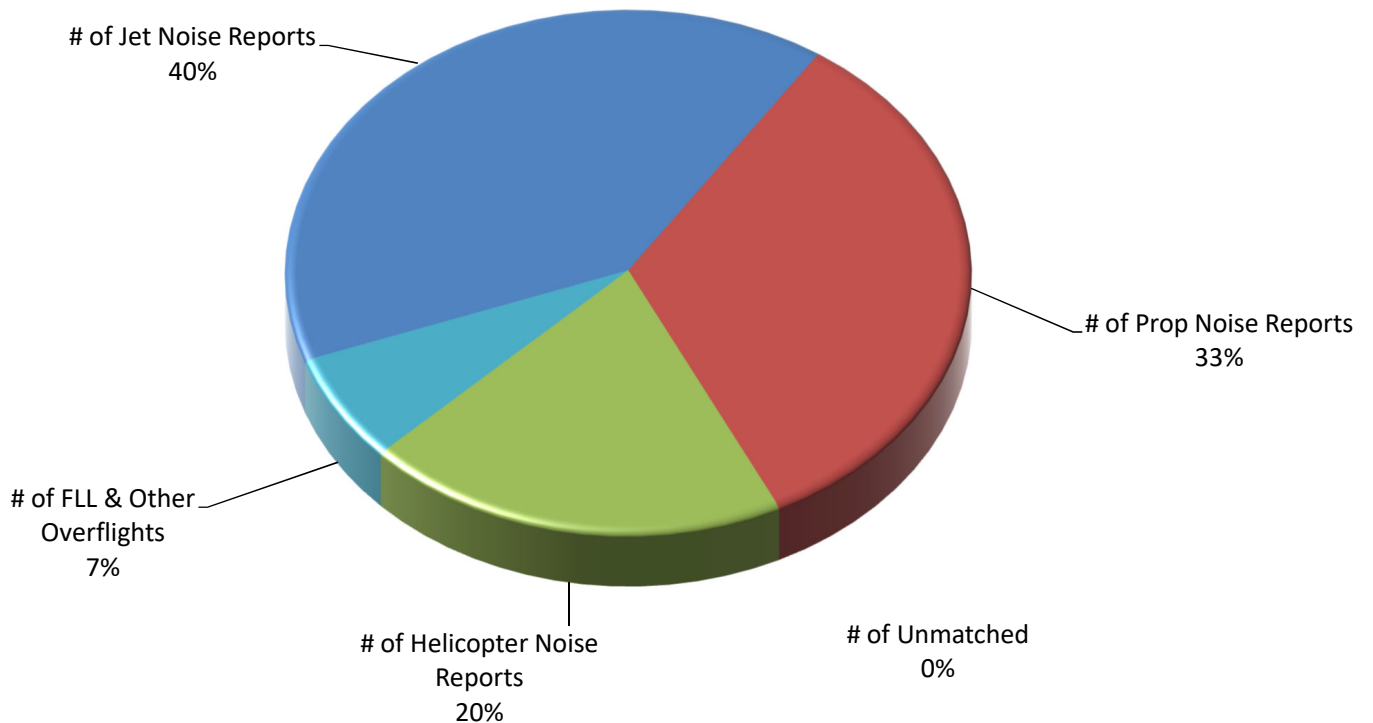
May 28, 2020

Monthly Operations over 80dB Per Airplane Type

Percentage of Departures Over 80 dB per Airplane Type: 0.3%



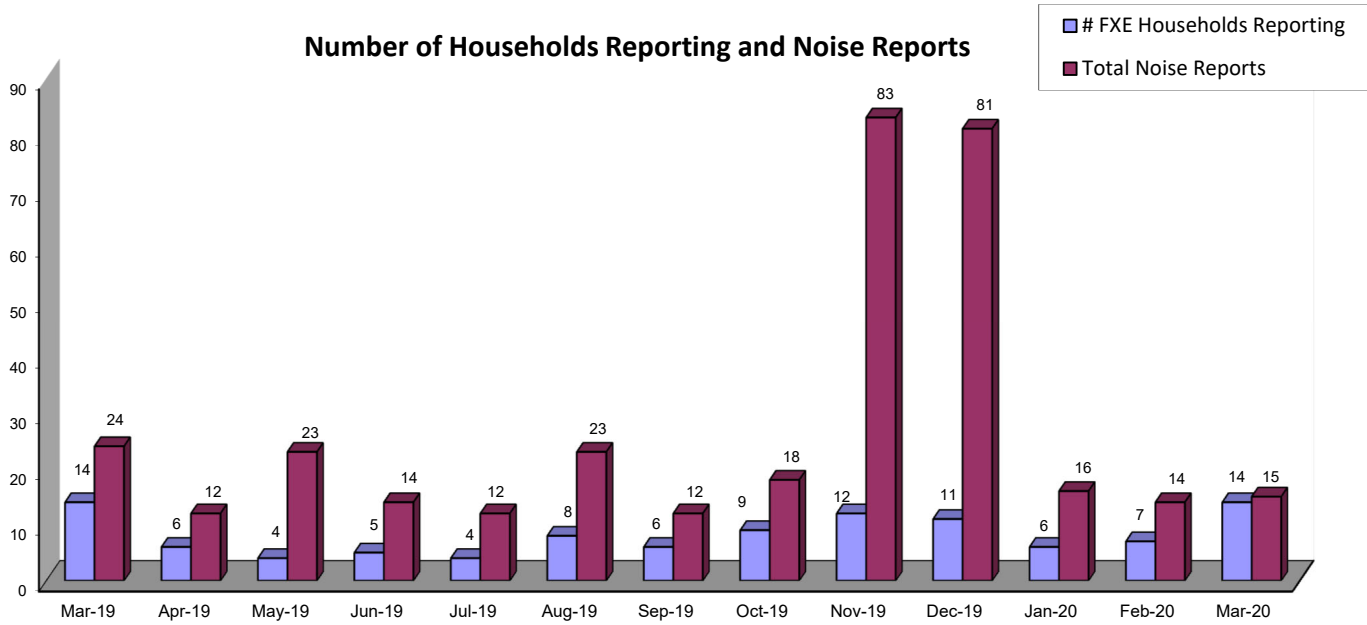
Monthly Noise Reports Per Airplane Type



Number of households that reported FXE aircraft noise this month:

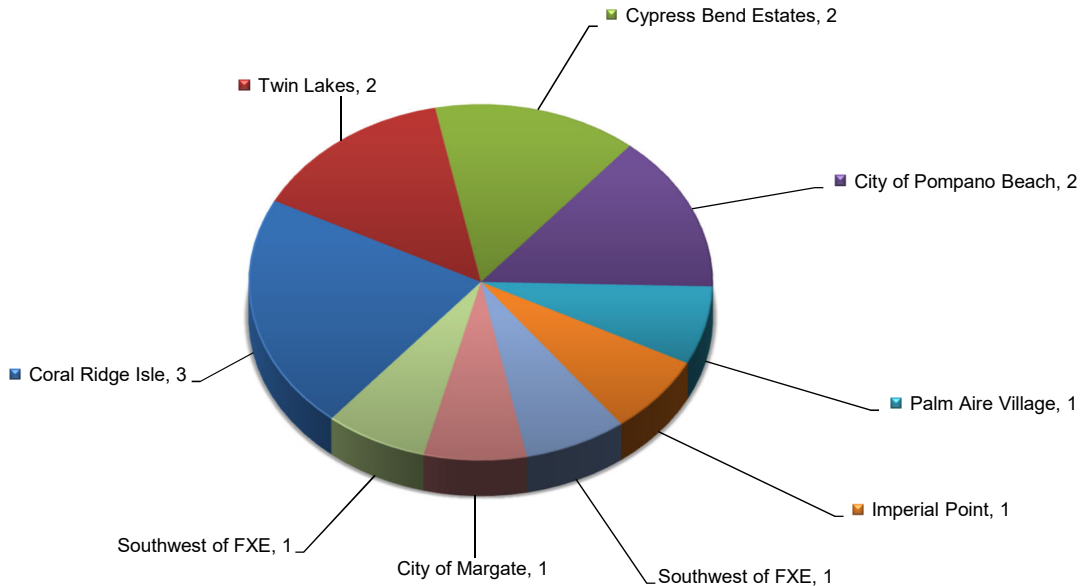
14

Number of Households Reporting and Noise Reports



Noise Reports by Households
14 Households Made 93% of Aircraft Noise Reports or 14 of the 15 Total Noise Reports

Note: 7% of Noise Reports regarded FLL, overflights, or other airports, and were incorrectly submitted to FXE.
 Note: 14 Households made 100% of the 14 Total Noise Reports for FXE.



COOPERATIVE NOISE ABATEMENT EFFORT

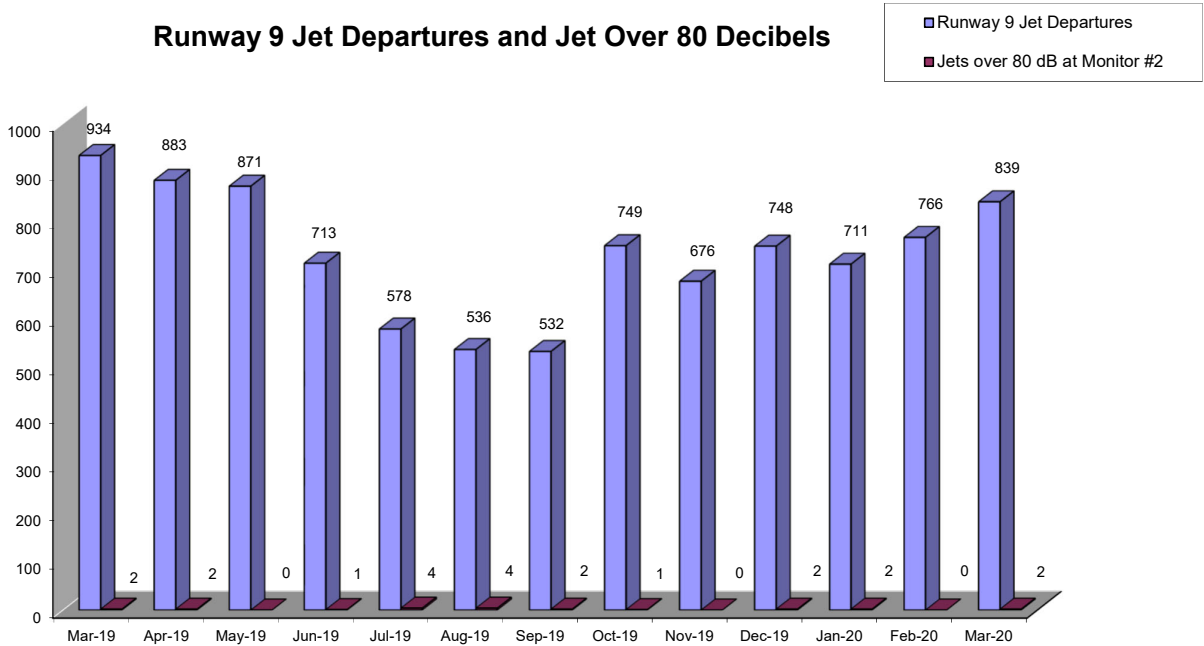
Month of March

May 28, 2020

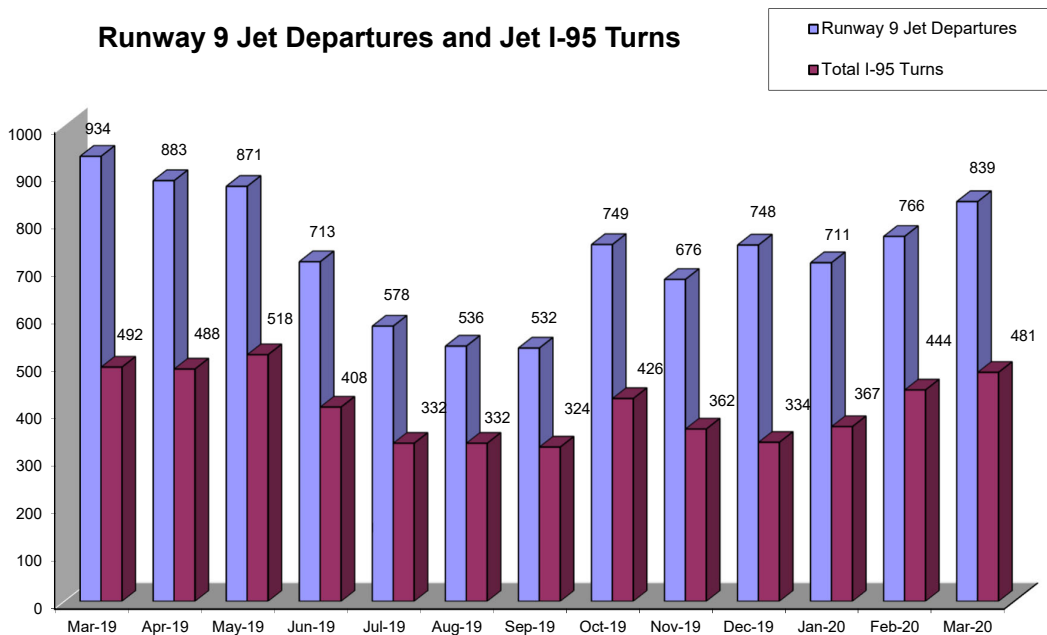
Number of Runway 9 Jet Departures over 80 decibels:

2

Runway 9 Jet Departures and Jet Over 80 Decibels



Runway 9 Jet Departures and Jet I-95 Turns

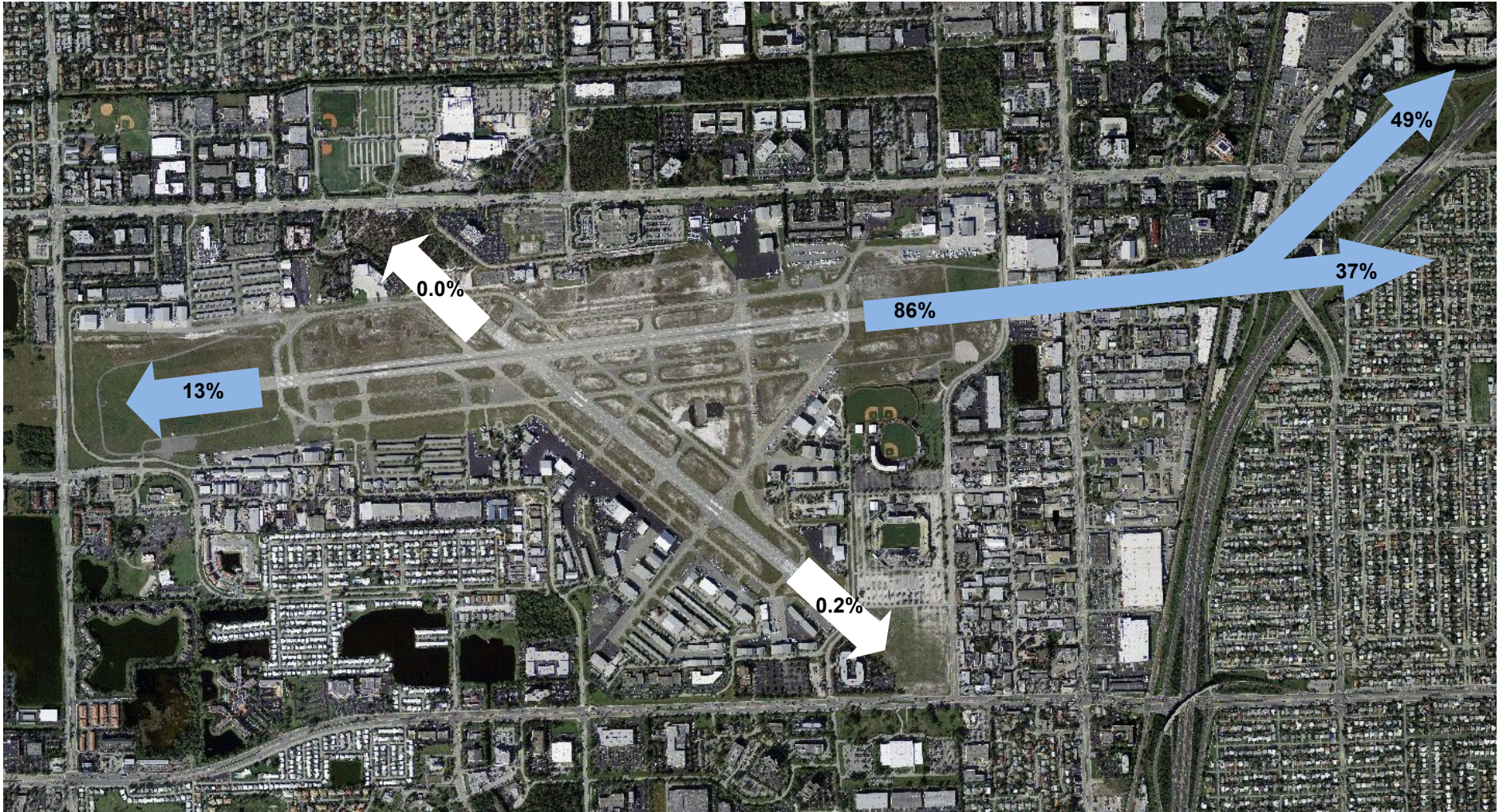


COOPERATIVE NOISE ABATEMENT EFFORT

Month of March

May 28, 2020

Percentage of Jet Departures Per Runway





COOPERATIVE NOISE ABATEMENT EFFORT

Month of March

May 28, 2020

ARRIVAL NOISE REPORTS

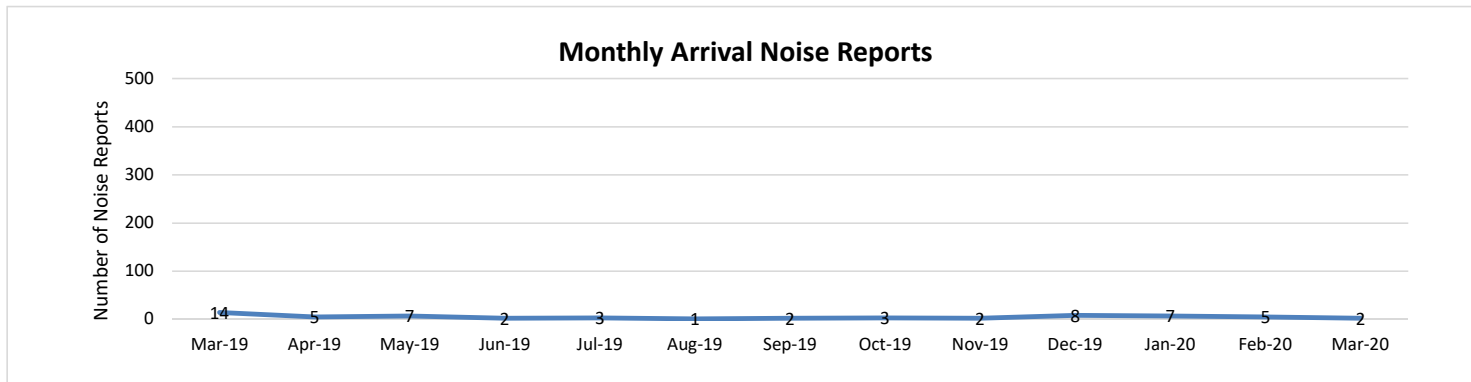
Operations

Mar-19 Apr-19 May-19 Jun-19 Jul-19 Aug-19 Sep-19 Oct-19 Nov-19 Dec-19 Jan-20 Feb-20 Mar-20 12-month TOTALS

NOISE REPORTS: ARRIVALS

	Mar-19	Apr-19	May-19	Jun-19	Jul-19	Aug-19	Sep-19	Oct-19	Nov-19	Dec-19	Jan-20	Feb-20	Mar-20	12-month TOTALS
# Noise Reports - Runway 9 Arrivals														
Jet	1	0	1	1	1	1	0	2	1	2	0	0	0	9
Prop	0	0	1	0	0	0	0	1	1	5	2	0	0	10
# Noise Reports - Runway 13 Arrivals														
Jet	0	0	0	0	0	0	0	0	0	0	0	0	0	0
Prop	0	0	0	0	0	0	0	0	0	0	0	0	0	0
# Noise Reports - Runway 27 Arrivals														
Jet	2	3	2	0	1	0	2	0	0	0	0	2	1	11
Prop	5	2	0	0	1	0	0	0	0	0	5	3	0	11
# Noise Reports - Runway 31 Arrivals														
Jet	0	0	0	0	0	0	0	0	0	0	0	0	0	0
Prop	4	0	2	0	0	0	0	0	0	0	0	0	0	2
# Noise Reports - Helicopters Arrivals														
Helicopters	2	0	1	1	0	0	0	0	0	1	0	0	1	4
MONTHLY ARRIVAL NOISE REPORTS	14	5	7	2	3	1	2	3	2	8	7	5	2	47

PERCENTAGE OF ARRIVAL NOISE TO TOTAL ARRIVALS	Mar-19	Apr-19	May-19	Jun-19	Jul-19	Aug-19	Sep-19	Oct-19	Nov-19	Dec-19	Jan-20	Feb-20	Mar-20
	0.29%	0.09%	0.12%	0.04%	0.07%	0.02%	0.05%	0.07%	0.04%	0.17%	0.15%	0.11%	0.05%





COOPERATIVE NOISE ABATEMENT EFFORT

Month of April

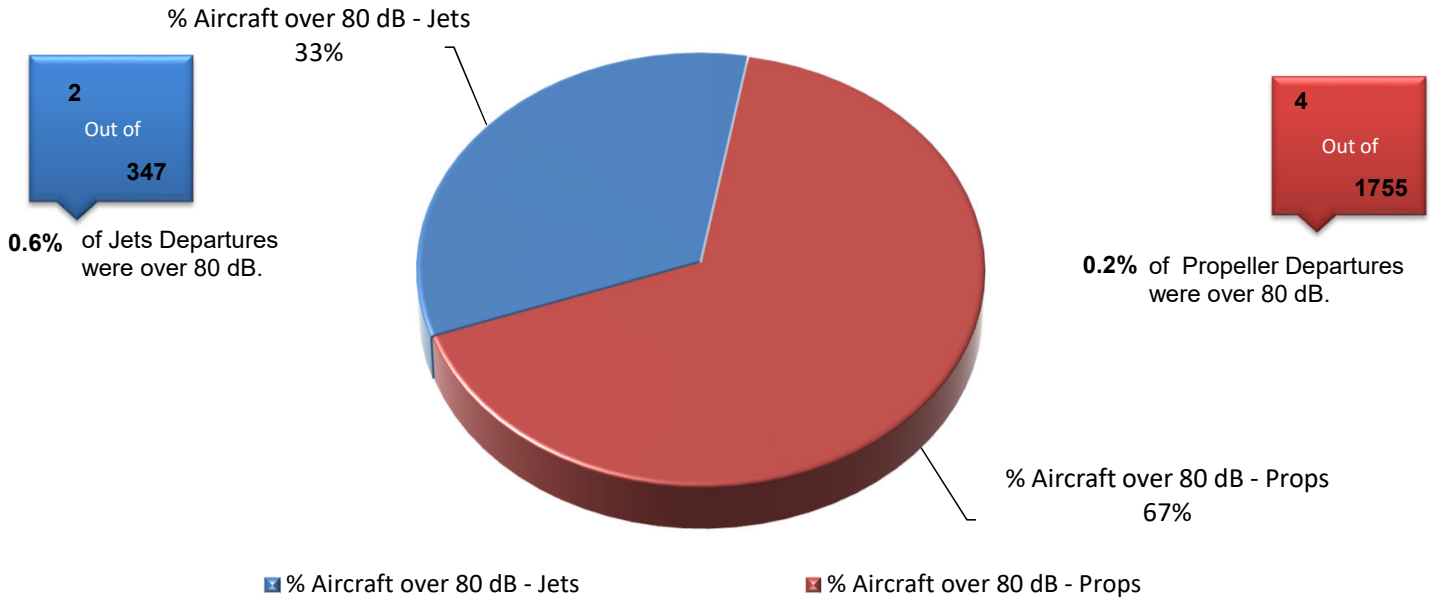
May 28, 2020

Operations	Apr-19	May-19	Jun-19	Jul-19	Aug-19	Sep-19	Oct-19	Nov-19	Dec-19	Jan-20	Feb-20	Mar-20	Apr-20
Total Jet Departures	1145	987	895	781	824	755	876	973	1169	1110	1129	972	347
Runway 27 Jet Departures	260	111	180	202	287	212	122	291	413	392	361	131	124
Runway 9 Jet Departures	883	871	713	578	536	532	749	676	748	711	766	839	221
Runway 13/31 Jet Departures	2	5	2	1	1	11	5	6	8	7	2	2	2
Jet Departures Rwy 9													
Total I-95 Turns	488	518	408	332	332	324	426	362	334	367	444	481	152
% I-95 Turns	55%	59%	57%	57%	62%	61%	57%	54%	45%	52%	58%	57%	69%
Jets over 80 dB at Monitor #2	2	0	1	4	4	2	1	0	2	2	0	2	2
Prop Departures Rwy 9													
Props over 80 dB at Monitor #2	7	2	4	6	5	20	15	16	14	7	8	13	4
Nighttime Jet Deps (10 p.m. - 7 a.m.)													
Total Nighttime Jet Departures	94	92	67	62	65	54	65	64	88	97	129	54	21
Nighttime Rwy 27 Jet Deps.	19	12	10	24	24	12	6	17	32	24	72	7	8
Nighttime Rwy 9 Jet Deps.	75	79	57	38	41	42	54	46	56	73	57	47	13
Nighttime Rwy 13/31 Jet Deps.	0	1	0	0	0	0	5	1	0	0	0	0	0
Nighttime Jet Deps Runway 9													
Nighttime I-95 Turns (11 p.m.-7 a.m.)	45	48	34	21	20	25	31	26	37	42	45	39	9
Nighttime Straight-Out (11 p.m. - 7 a.m.)	16	19	13	11	11	8	11	12	8	22	17	1	0
Nighttime Events Over 80 dB	0	0	0	0	0	0	0	0	0	0	0	0	0
Noise Reports													
	Apr-19	May-19	Jun-19	Jul-19	Aug-19	Sep-19	Oct-19	Nov-19	Dec-19	Jan-20	Feb-20	Mar-20	Apr-20
Noise Reports by Aircraft Category at FXE													
# Noise Reports - Jets	5	7	3	4	7	5	7	10	6	4	3	6	3
# Noise Reports - Propellers	3	6	6	2	2	6	4	68	74	6	9	5	0
# Noise Reports - Helicopters	1	1	0	1	3	0	2	2	0	0	0	3	1
# Noise Reports - Unmatched	0	0	0	0	1	0	0	0	0	0	0	0	0
# Noise Reports - FLL & Other Overflights	3	9	5	5	10	1	5	3	1	6	2	1	0
Total Noise Reports	12	23	14	12	23	12	18	83	81	16	14	15	4
# FXE Households Reporting	6	4	5	4	8	6	9	12	11	6	7	14	3

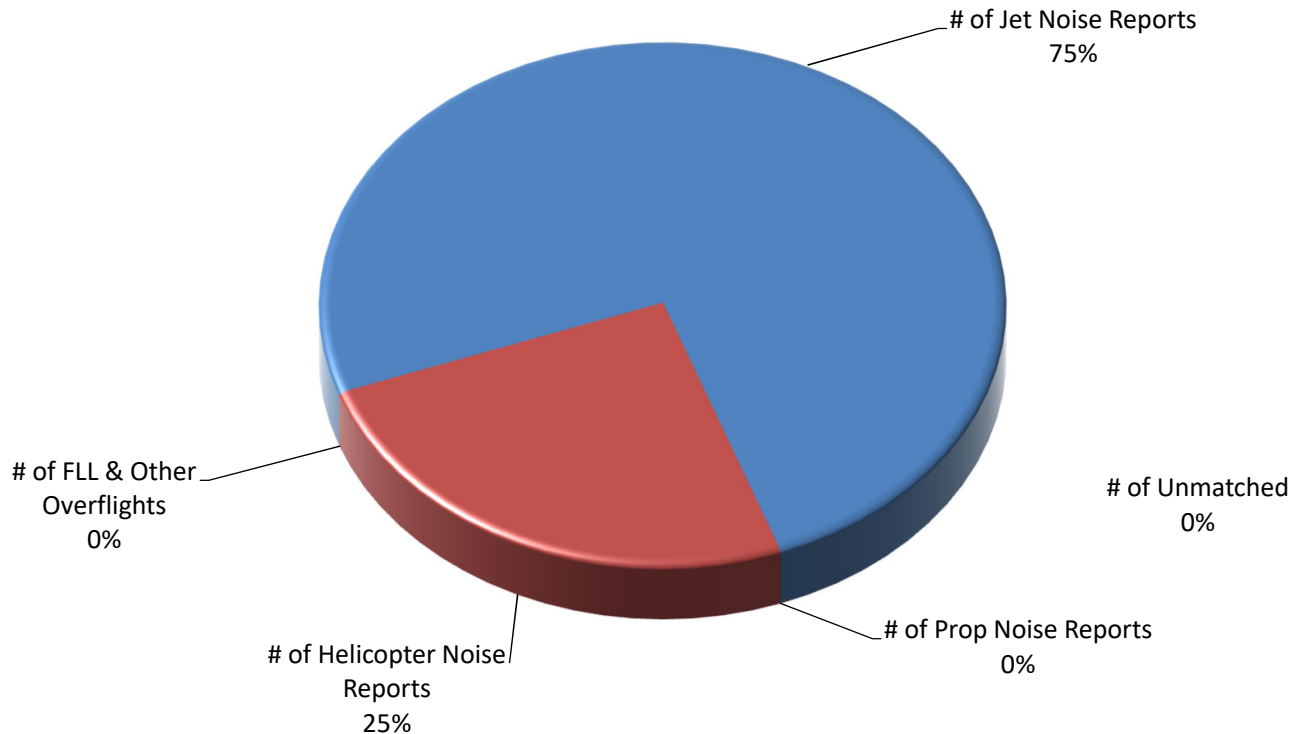
Notes:
Corrections made to "Jets Departures" June 2019

Monthly Operations over 80dB Per Airplane Type

Percentage of Departures Over 80 dB per Airplane Type: 0.3%



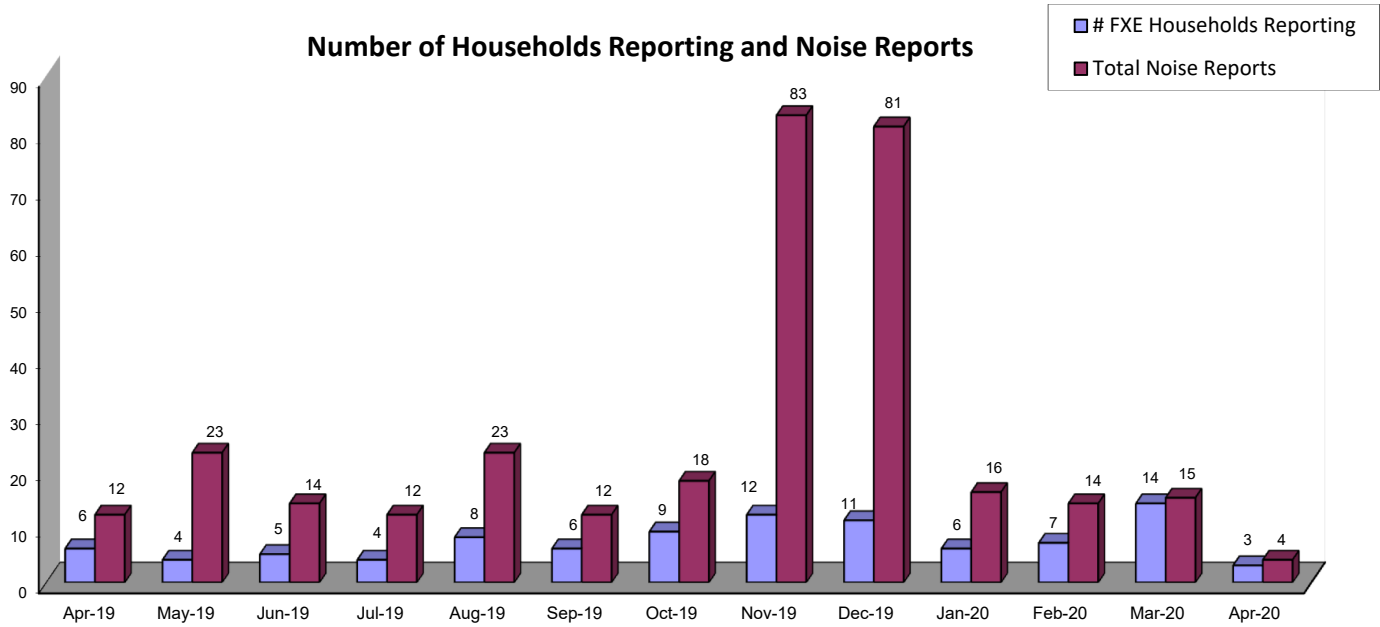
Monthly Noise Reports Per Airplane Type



Number of households that reported FXE aircraft noise this month:

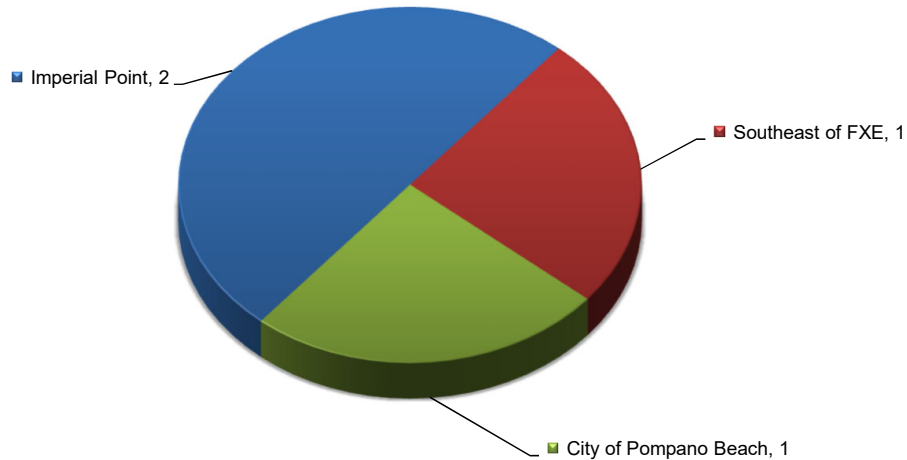
3

Number of Households Reporting and Noise Reports



Noise Reports by Households
3 Households Made 100% of Aircraft Noise Reports or 4 of the 4 Total Noise Reports

Note: 0% of Noise Reports regarded FLL, overflights, or other airports, and were incorrectly submitted to FXE.
 Note: 3 Households made 100% of the 4 Total Noise Reports for FXE.



COOPERATIVE NOISE ABATEMENT EFFORT

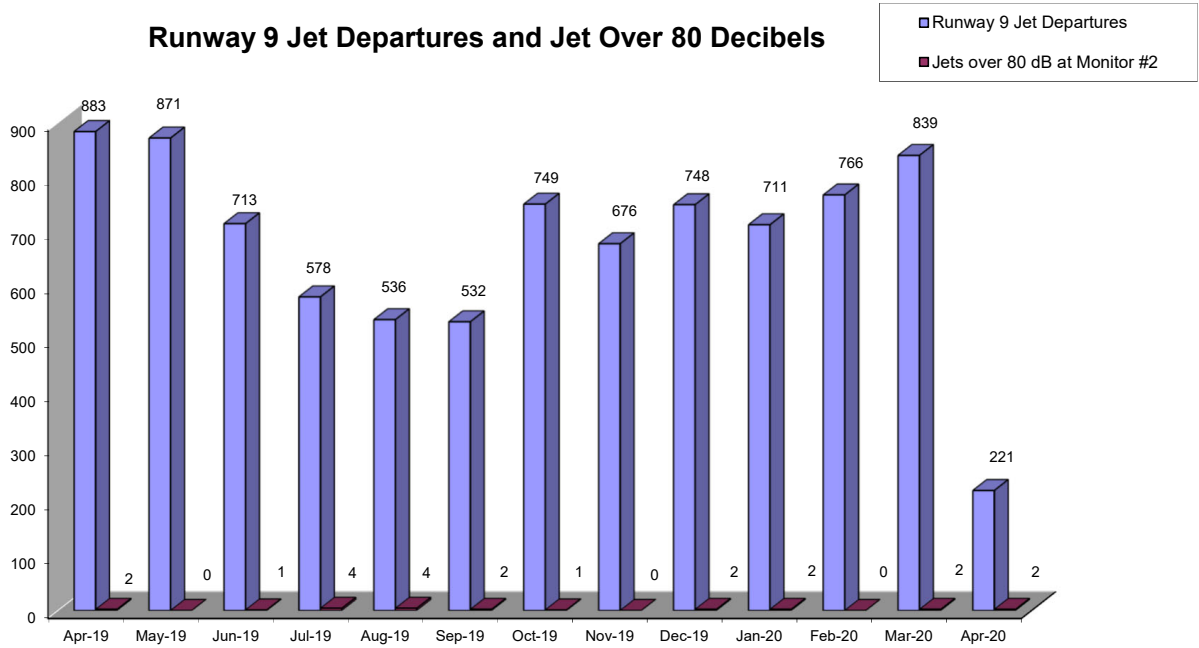
Month of April

May 28, 2020

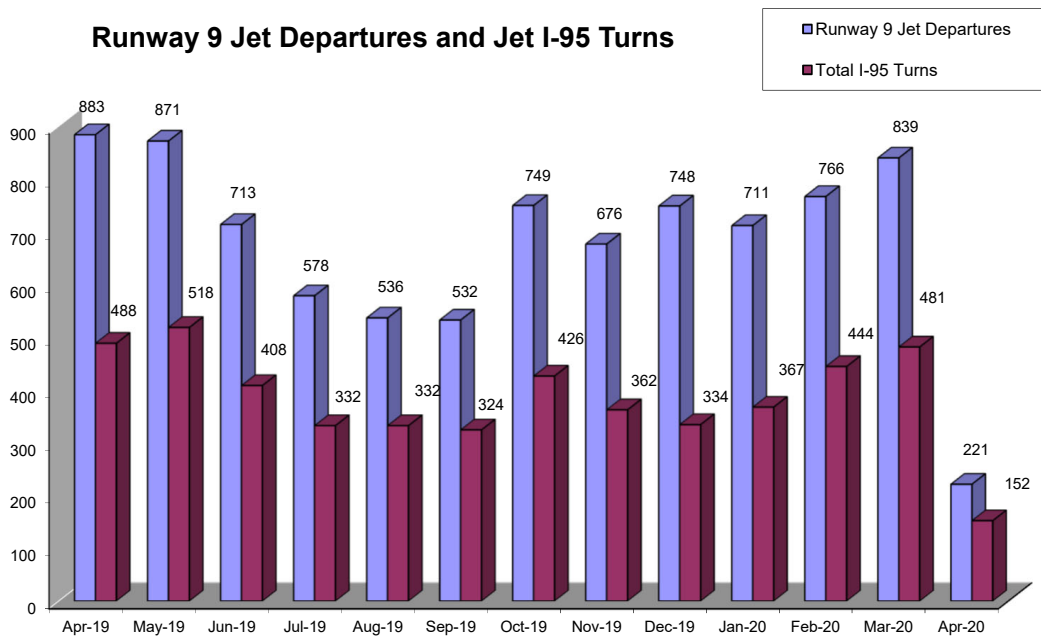
Number of Runway 9 Jet Departures over 80 decibels:

2

Runway 9 Jet Departures and Jet Over 80 Decibels



Runway 9 Jet Departures and Jet I-95 Turns

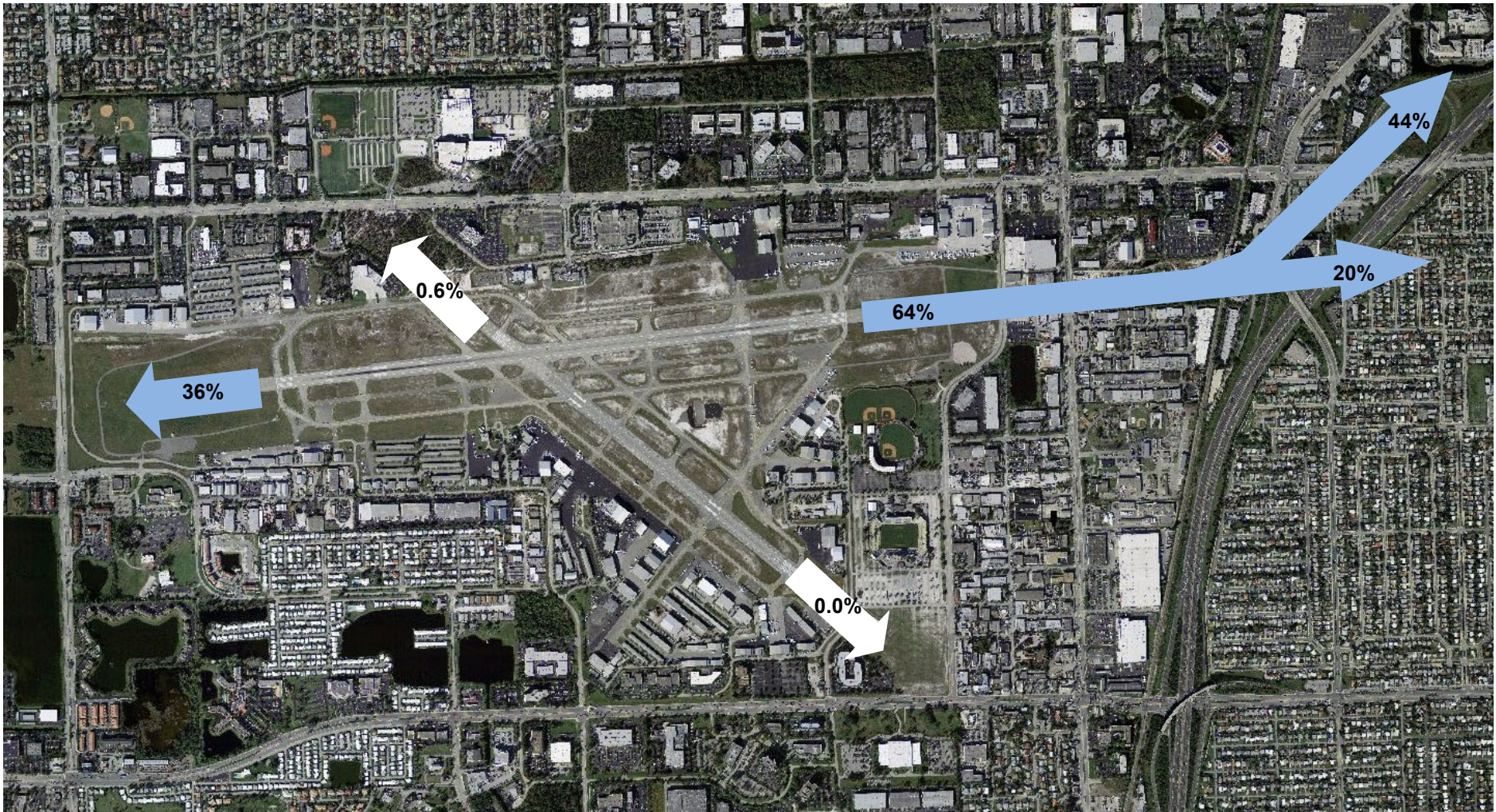


COOPERATIVE NOISE ABATEMENT EFFORT

Month of April

May 28, 2020

Percentage of Jet Departures Per Runway





COOPERATIVE NOISE ABATEMENT EFFORT

Month of April

May 28, 2020

ARRIVAL NOISE REPORTS

Operations

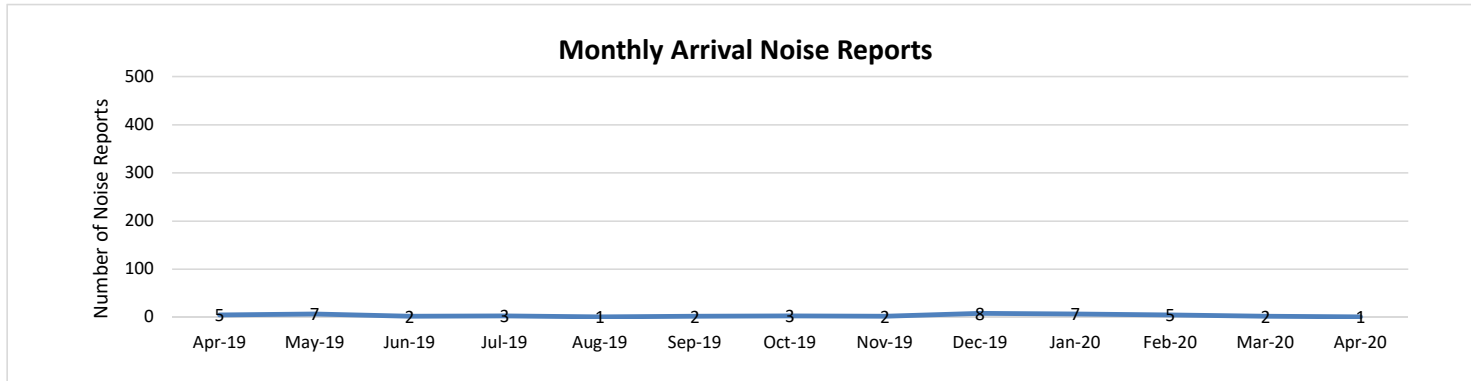
Apr-19 May-19 Jun-19 Jul-19 Aug-19 Sep-19 Oct-19 Nov-19 Dec-19 Jan-20 Feb-20 Mar-20 Apr-20 12-month TOTALS

NOISE REPORTS: ARRIVALS


	Apr-19	May-19	Jun-19	Jul-19	Aug-19	Sep-19	Oct-19	Nov-19	Dec-19	Jan-20	Feb-20	Mar-20	Apr-20	12-month TOTALS
# Noise Reports - Runway 9 Arrivals														
Jet	0	1	1	1	1	0	2	1	2	0	0	0	0	9
Prop	0	1	0	0	0	0	1	1	5	2	0	0	0	10
# Noise Reports - Runway 13 Arrivals														
Jet	0	0	0	0	0	0	0	0	0	0	0	0	0	0
Prop	0	0	0	0	0	0	0	0	0	0	0	0	0	0
# Noise Reports - Runway 27 Arrivals														
Jet	3	2	0	1	0	2	0	0	0	0	2	1	1	9
Prop	2	0	0	1	0	0	0	0	0	5	3	0	0	9
# Noise Reports - Runway 31 Arrivals														
Jet	0	0	0	0	0	0	0	0	0	0	0	0	0	0
Prop	0	2	0	0	0	0	0	0	0	0	0	0	0	2
# Noise Reports - Helicopters Arrivals														
Helicopters	0	1	1	0	0	0	0	0	1	0	0	1	0	4
MONTHLY ARRIVAL NOISE REPORTS	5	7	2	3	1	2	3	2	8	7	5	2	1	43

PERCENTAGE OF ARRIVAL NOISE TO TOTAL ARRIVALS

0.09%	0.12%	0.04%	0.07%	0.02%	0.05%	0.07%	0.04%	0.17%	0.15%	0.11%	0.05%	0.04%	
-------	-------	-------	-------	-------	-------	-------	-------	-------	-------	-------	-------	-------	--

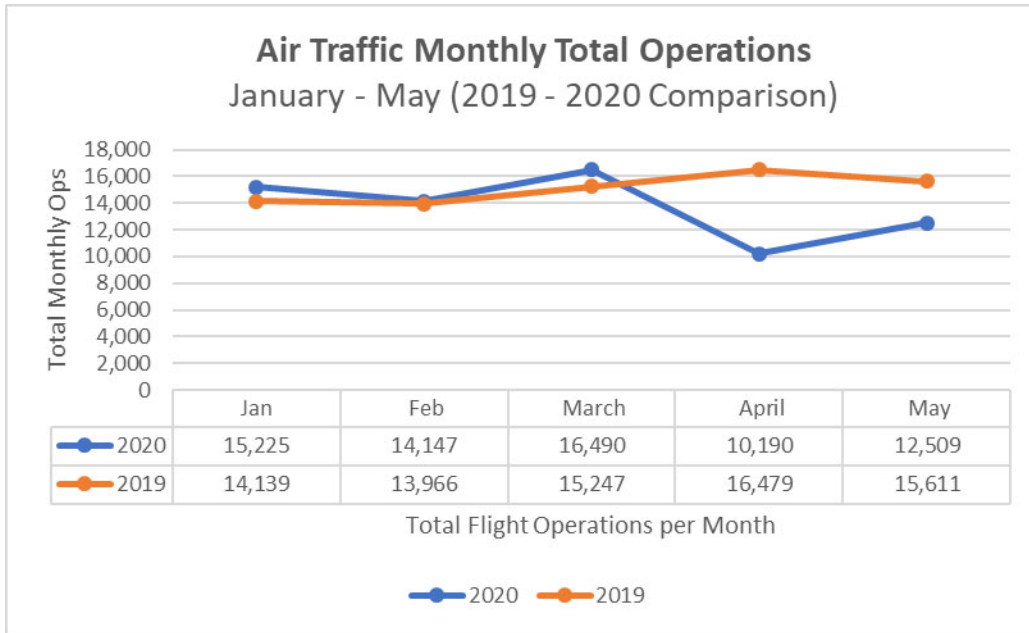


UPDATE ITEM D

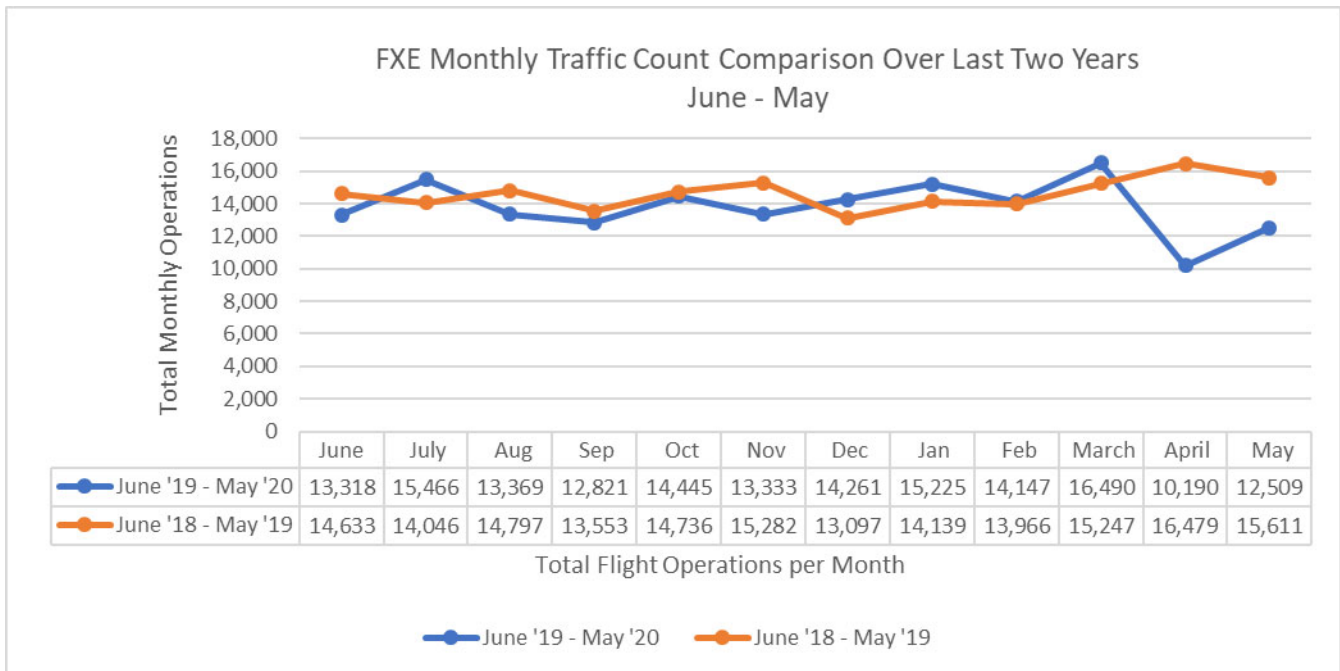
DATE: June 29, 2020
TO: Aviation Advisory Board 
FROM: Rufus A. James, Airport Manager
BY: William Ward, Airport Operations Supervisor
SUBJECT: Development and Construction

12243 – Taxiway Foxtrot Relocation Project

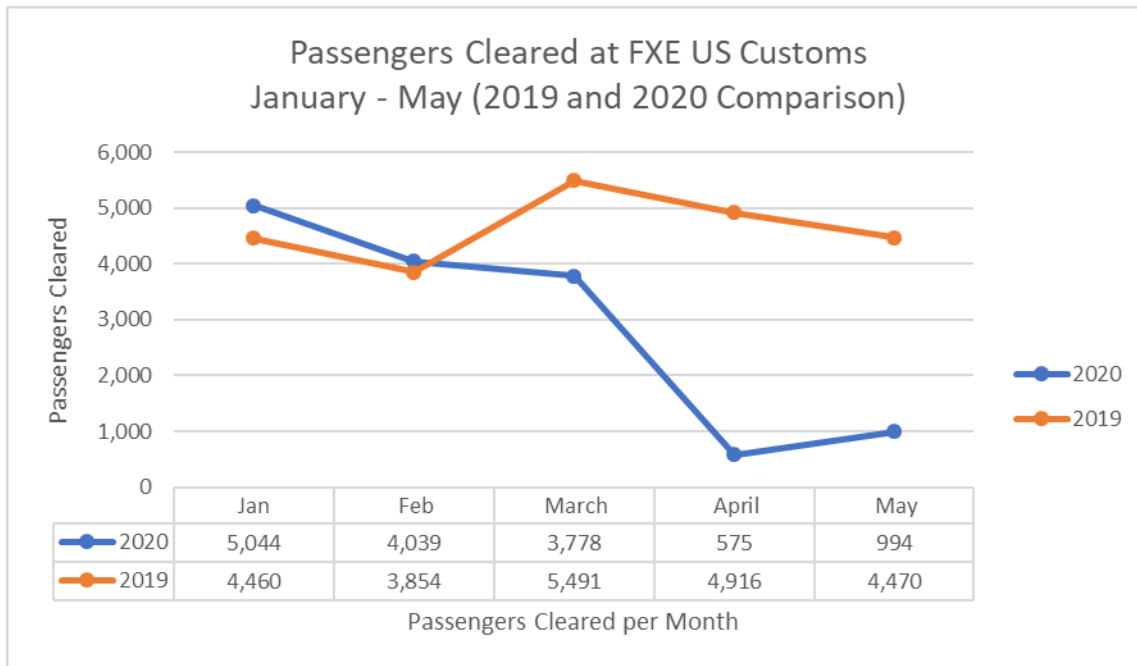
The Airport is currently underway with relocating the eastern portion of Taxiway Foxtrot (between Taxiway F5 and Taxiway Sierra) 93 feet north of its current location. Per new FAA standards, the eastern portion of Taxiway Foxtrot is currently too close to the runway, thus this project will place the taxiway back in compliance. The project kicked off in February with mobilization and Phase 1A construction began in April. Phase 1A work included clearing and grubbing, relocation of the drainage swale, and construction of the new taxiway foundation and final lift of asphalt. While this project is underway, Taxiway Foxtrot will remain open for normal operations unless closure is necessary for brief periods to accommodate other work. The newly relocated taxiway will be entirely completed before demolition of the old taxiway begins. The project has a scheduled completion date of June 2021.



2020 Total Flight Operations YTD is down 10% from 2019

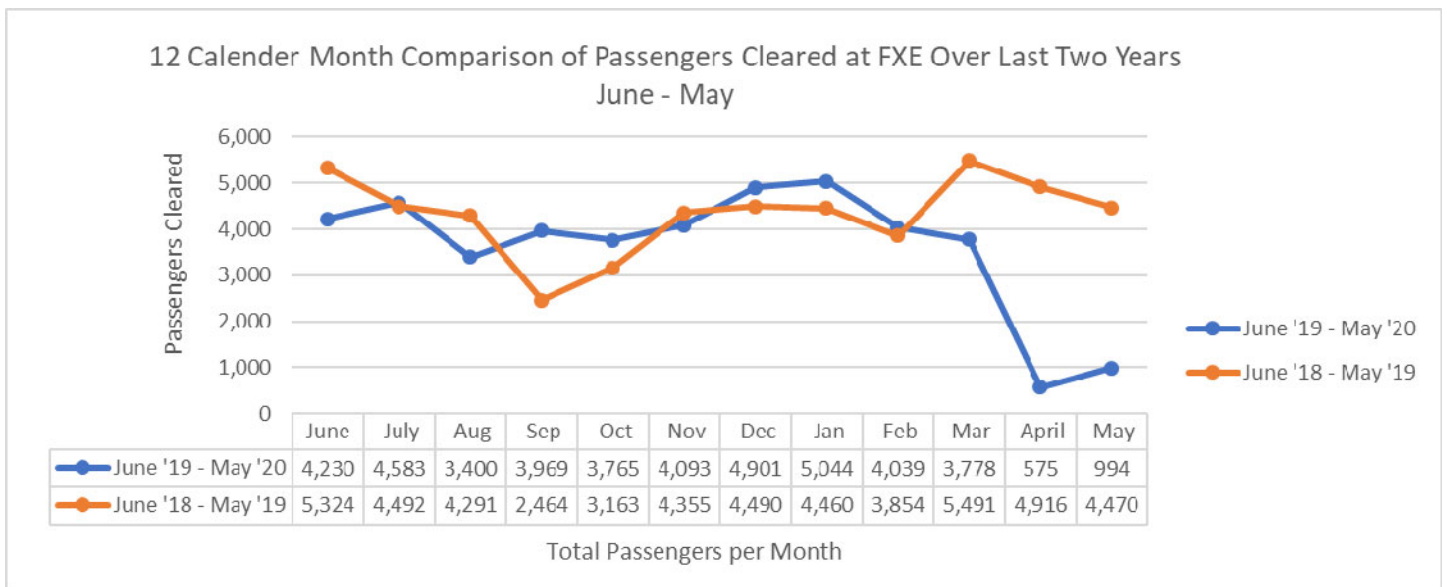


June '19 thru May '20 Air Traffic down 6% over the same period from 2018 - 2019



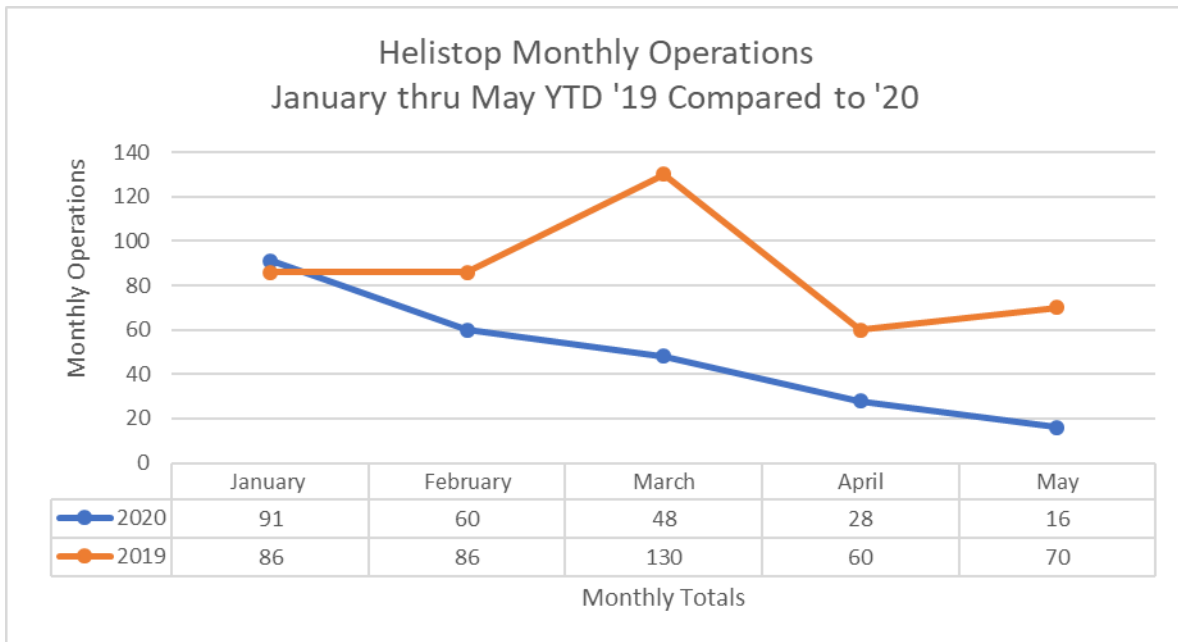
2020 Total Pax Cleared YTD is down 30% from 2019

2020 Total A/C Cleared YTD is down 52% from 2019

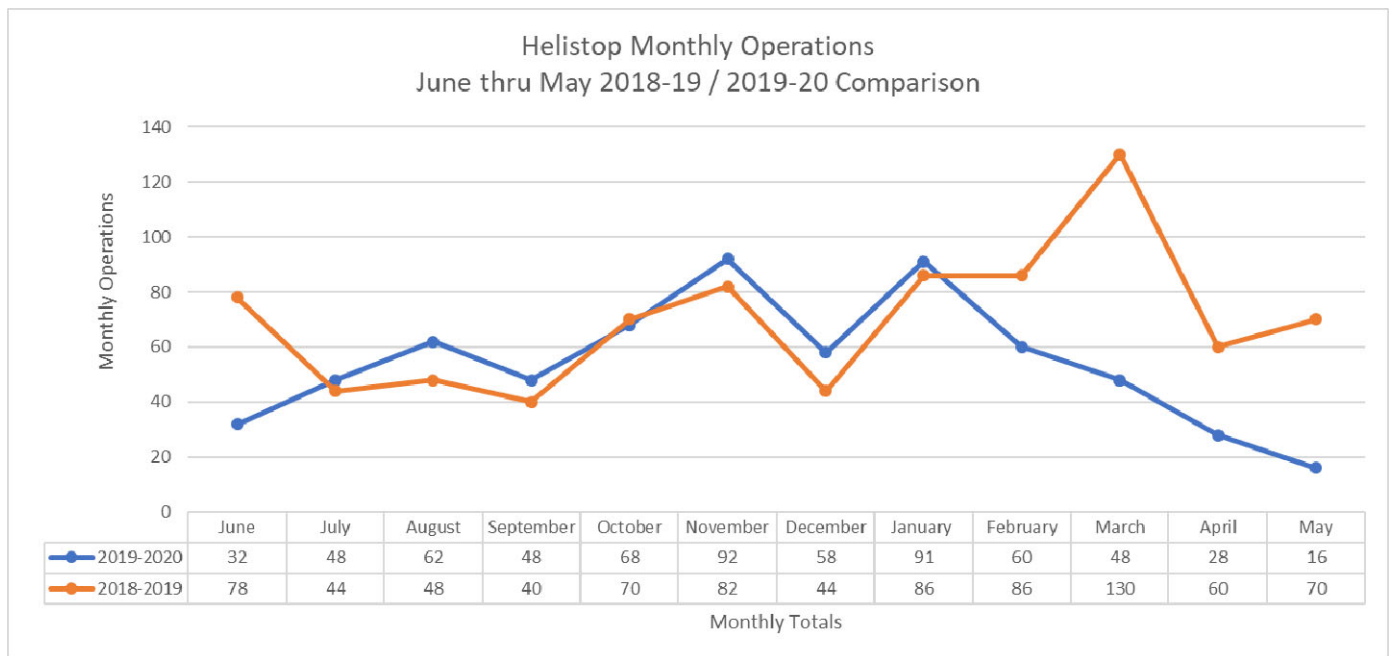


Total Pax Cleared June '19 - May '20 is down 19% from 2018-19

Total A/C Cleared June '19 - May '20 is down 11% from 2018-19



YTD Totals for 2020 down 78% Jan - May compared to same timeframe in 2019




June thru May 2019-20 is down 29% from the same timeframe in 2018-19

Alerts

Date	Alert Level	AC Type	Problem
5/1/20	I	Islander	Flat Tire Upon Landing
5/18/20	I	Cessna 172	Flat Tire Upon Landing

UPDATE ITEM E

DATE: June 29, 2020
TO: Aviation Advisory Board 
FROM: Rufus A. James, Airport Manager
BY: Angelia Basto, Administrative Supervisor
SUBJECT: Arrearages

Rent

There are no arrearages to report.

Fuel Flowage

There are no arrearages to report.