



CITY OF FORT LAUDERDALE

DRAFT

**AVIATION ADVISORY BOARD MEETING MINUTES
FORT LAUDERDALE EXECUTIVE AIRPORT
ADMINISTRATIVE OFFICE – MULTIPURPOSE ROOM
6000 NW 21 AVENUE, FORT LAUDERDALE, FLORIDA
THURSDAY, MAY 23, 2019 – 1:30 P.M.**

	Attendance	Cumulative Attendance 7/18 through 7/19	
		Present	Absent
Ed Kwoka, Chair	P	6	3
Edward Rebholz, Vice Chair	P	9	0
Louis Gavin	P	6	4
John Dool	P	7	0
Dana Pollitt	P	5	4
Wes Szymonik	P	4	0
Pierre Taschereau	P	5	0
John Watt	P	9	0
Cary Goldberg	A	2	3
Commissioner Marlon Bolton, City of Tamarac [non-voting]	P	5	4
Jeff Helyer, City of Oakland Park [non-voting]	P	9	0

Airport Staff

Rufus A. James, Airport Manager
Carlton Harrison, Assistant Airport Manager
Fernando Blanco, Airport Engineer/Project Manager II
Florence Straugh, Noise Abatement Officer
Mickaelle Bouchereau, Administrative Assistant
Angelia Basto, Administrative Assistant I
Marie Cine, Administrative Assistant
Taniel Mack, Airport Operations Specialist
Lisa Tayar, Recording Secretary, Prototype, Inc.

Guests

Jon Tonko, Banyan Air Service
Susan Jacob, Caperucita Inc.

CALL TO ORDER

Chair Kwoka called the meeting to order at 1:30 p.m.

1. Roll Call

Roll was called, and a quorum was determined to be present.

APPROVAL OF MINUTES

- **February 28, 2019**

Motion made by Vice Chair Rebholz, seconded by Mr. Szymonik, to approve the minutes of the February 28, 2019, minutes as presented. In a voice vote, the motion passed unanimously.

- **March 28, 2019**

Motion made by Mr. Watt, seconded by Vice Chair Rebholz, to approve the minutes of the March 28, 2019, minutes as presented. In a voice vote, the motion passed unanimously.

VOTING ITEMS

- 1. Public Transportation Grant Agreement (PTGA) with Florida Department of Transportation (FDOT) for the Design of Mid-Field Taxiway Extension and Run-up Area Project**

Mr. Harrison stated that the current configuration can only accommodate one aircraft, and this extension will allow more than one. Many aircraft operators need to do high-maintenance run-ups, but the space is not available, causing delays. Based on the estimated design cost of \$365,000, FDOT has provided a PTGA in the amount of \$292,000 for up to 80% of the projected design costs. The grant match amount of \$73,000 is provided for in the Airport project budget. Staff recommends approval of the grant.

Mr. Harrison clarified that the area for potential hangar development will be to the east of the run-up area. The use of Federal monies should not prohibit future commercialization.

Mr. Harrison also stated that helicopter maneuvers would not be affected.

Motion made by Mr. Watt, seconded by Mr. Gavin, to approve the grant agreement. In a voice vote, the motion passed unanimously.

- 2. Public Transportation Grant Agreement (PTGA) with Florida Department of Transportation (FDOT) for the Construction of Taxiway Intersection Improvements (Taxiways Q & H) Project 433478-1-94-01**

Mr. Harrison mentioned that this item is required by the FAA to eliminate direct access from the aprons onto the runway. It will construct a new connector Taxiway between Taxiways Q and H. Improvements are also included on Taxiway E. Based on the estimated construction cost of \$1,350,000, FDOT has provided a PTGA in the amount of \$1,080,000 for up to 80% of the projected construction costs. The grant match amount of \$270,000 is provided for in the Airport project budget.

Mr. Harrison elaborated that Taxiway C is probably the busiest one, so it would be hard to execute an improvement.

Jon Tonko (Banyan) said that Banyan, BSO, and Windsor would be affected by any project on Taxiway C. It was pointed out that BSO only runs helicopters, so it would not have such a big effect on them.

The FAA determines which Taxiways need the improvement.

Motion made by Vice Chair Rebholz, seconded by Mr. Szymonik, to approve the grant agreement. In a voice vote, the motion passed unanimously.

3. Fort Lauderdale Executive Airport Decorative Street Post – Project 12437 – Contract Award – Sagaris Corporation

Mr. Blanco reported that this project is for the installation of approximately 41 decorative colored, precast concrete street posts within the property of the Airport. These street posts will replace existing aluminum posts that have been damaged or are not to the standard dimensions. The street posts will include street names as well as the Airport name and logo. He showed a sample design.

Two bids were received for the advertised project on May 14, 2019: Sagaris Corporation submitted the lowest responsive bid at \$360,010. Sagaris has previously done work for the City.

Staff recommends award of the contract to the low responsive bidder, Sagaris Corporation, of Coral Springs, FL in the amount of \$360,010 for the FXE Decorative Street Post project.

Mr. James stated that this contract is for the first phase, with a total of two phases, the second phase being non-aeronautical properties. The Airport will pay for the project as it handles all safety-related signage.

The signage will not be part of the extended covered walkway because that is part of Customs. The style, however, will be used throughout the entire Airport. The posts are more substantial than the current ones.

Mr. James clarified that this item is only for Phase 1 – approval for Phase 2 will be separate.

The sign poles will be about 12 to 13 feet overall height; stop signs have a center height of about 7 feet, and the logo sign will be on top of that. They will be replacing the existing street signs. Additional poles (about 6) have been ordered for potential replacement; the stop signs, directional signs, and logo signs will be maintained by the Airport.

Mr. Blanco confirmed that the Wayfinding signs will remain. They are color-coded to the corresponding quadrant of the Airport.

Several Board members thought the signs were too expensive. Mr. James pointed out that the other bid was \$526,000. He believed that the signs were worth the expense since the tenants were putting money into the Airport and the signs will beautify the Airport.

Discussion ensued about comparable signs and costs, with Chair Kwoka asking for a sample of a sign and asking what the City paid for the electrified signs at Riverwalk.

Mr. James noted the signs are concrete and should not come down unless there is a severe vehicle accident. After a big storm now, staff has to go around and put signs back up. The only expected maintenance is for fading of the paint.

Chair Kwoka thought the money could be better spent on something like security gates that would open in heavy rain. Mr. James stated faulty gate operators are being replaced.

When deciding what “beautification project” to do, staff looks at what is happening in the industry.

Mr. Blanco said each sign is custom-built, so a sample would not be available. However, photos could be provided of other signs that Sagaris has done.

Chair Kwoka asked Mr. Tonko for his input as a tenant. Mr. Tonko said that Don is “big on signs” and would be in favor of the signs.

Mr. Szymonik wanted to see details of the bid to see what the cost breakdown was, and Mr. James will provide that.

Vice Chair Rebholz shared that replacement signs in his community cost under \$1,000 per sign.

Motion made by Vice Chair Rebholz, seconded by Mr. Szymonik, to request postponement of this vote, and more research for the Airport to come back to the Board with a different opinion. In a voice vote, the motion passed unanimously.

UPDATE ITEMS

A. Noise Compatibility Program

Ms. Straugh advised that a table showing data on arrivals noise was included in the packet, per previous request by a Board member. She referred the Board members to the table. Ms. Straugh reported a high number of calls during December (2018) and January (2019) regarding arriving aircraft noise – 14 for each month. Jet aircraft departures being the most calls overall. She said that if the Board wants, the table can be continued to be included in the monthly statistics.

Chair Kwoka asked how many are avoidable noise abatement calls versus situations that are out of the aircraft's control. Ms. Straugh said that the Airport can reach out to operators who are violating the voluntary prohibition of flights at a particular time. The Airport asks the operator for cooperation in flying courteously; since there is no ordinance in place, the Airport can only request cooperation in a friendly manner.

Mr. Watt said that continuing data would be helpful in dealing with complaining homeowners.

Mr. Dool suggested calculating an average noise for the monitoring sites for the State's requirements. Ms. Straugh said that the State requirements are for airport protection zones, which are in the process of being codified into City ordinance, and that these ULDR changes do not impact or change the flight paths. The airport protection requirements already exist in federal requirements. In response to Mr. Dool's reference to the (noise exposure map) contours, Ms. Straugh said the contours are based on a different noise metric, DNL or Day-Night Average Sound Level, which is an annual average of noise rather than Lmax, which is the maximum sound level per noise event and the noise metric that the Airport monitors.

B. Development and Construction

Mr. Harrison reported substantial completion for the Administration Building, and they are going through a punch list with the architect, contractor, and Airport staff. The ribbon cutting will be soon.

Mr. Watt commented on the high number of "alerts," and Mr. Harrison said they were mostly for minor things that occur in a busy airport. It was noted that the number of alerts for flat tires is probably attributed to pilots slamming on the brakes.

C. Arrearages

Mr. James reported one arrearage for sales tax on the 2017 property taxes for Cypress Commerce.

D. FLL Update

Ms. Straugh reported that Broward County issued a NEWS Release for the county's airport, Fort Lauderdale-Hollywood International Airport, regarding runway closures for the purpose of maintenance and repairs.

In response to a question from Mr. Pollitt, Mr. James said they had very light traffic for attendees flying in for the Airshow. He did not receive complaints or questions from any tenants and noted that the number of civilian and military performers was lower than usual.

E. Communications to the City Commission

Suzanne Jacob, 6170 NW 31 Way, Fort Lauderdale, the Lofts of Palm Aire Village, related her past association with the Airport. Ms. Jacob expressed concern about the stadium: NW 52 Street and NW 55 Street have been closed with no public notice or discussion, and they are blocking east/west access to the Airport. She said she called Heather Moriatis at the City Commission office but did not get an appointment.

Ms. Jacob was concerned about adverse effects to the Airport. She said the stadium's proposed plan was not forwarded to Mr. James. The two roads will not be put back into service and will force traffic up to Cypress Creek Road or Commercial Boulevard. She encouraged the Board to look at the Airport's footprint.

Chair Kwoka stated that the Airport has little to no authority to influence the situation, but he will ask Ms. Moriatis to return Ms. Jacob's call. Ms. Jacob said that all the companies on the east side of the Airport will be impacted.

Chair Kwoka also suggested that Ms. Jacob reach out to Greg Stuart at the MPO, or someone at the County, regarding the closures because the City has to maintain certain roads per a County contract.

Mr. Pollitt commented that Uptown was not aware of the closures, and Chair Kwoka suggested Ms. Jacob meet with them also.

Mr. James commented that some tenants have been using the two roads as cut-throughs and there is also the issue of where the 18,000 visitors to the stadium will park. Chair Kwoka wondered how stadium events would impact people trying to get to the Airport. Mr. James said they have had staff directing traffic during Spring Training or soccer games.

Chair Kwoka asked what avenues a private citizen might have to raise awareness of this change. Ms. Jacob said she emailed a lot of the attorneys who have tenants on the east side.

Mr. James stated that an Airport tenant meeting will be held on June 11, 2019, and a City Commissioner will be present to address tenant concerns regarding the stadium development. Chair Kwoka asserted that the City should address tenant concerns before decisions are made, not after. He added that making a Communication to the City Commission was not the purview of this Board, especially since there is a community meeting planned.

Mr. James stated he would advise the tenants of the meeting and of the road changes.

Ms. Jacob pointed out that the Airport would have to change all their directional signs. The access to the Customs Building would change to 15 Street and Commercial Boulevard.

Mr. James announced the Florida Airport Council's 50th Anniversary Conference August 7, 2019, in Fort Lauderdale.

NEXT SCHEDULED MEETING DATE: THURSDAY, JUNE 27, 2019 – 1:30 P.M.

There being no further business to come before the Board at this time, the meeting was adjourned at 2:27 p.m.

Any written public comments made 48 hours prior to the meeting regarding items discussed during the proceedings have been attached hereto.

[Minutes prepared by J. Rubin, Prototype, Inc.]

Attachments:

Sample street post design – Fernando Blanco

PLEASE PRINT

NAME: Suzanne Jacob
STREET ADDRESS: ~~9500 NW~~ 6170 NW 31st way
CITY: Fort Lauderdale FL 33309
SPEAKING ON REQUESTOR'S BEHALF: YES NO
REQUESTOR: DESIGNATED REPRESENTATIVE OF:


Req. for
3 mins
per Roberts
Rules

SUPPORTS OR OPPOSES OR NEUTRAL
AGENDA ITEM #:

New Business - Stadium Parcels
closed roads NW 52nd
NW 55th

Beckham imprint on
group airport

ITEM 1

DATE: June 27, 2019
TO: Aviation Advisory Board 
FROM: Rufus A. James, Airport Manager
BY: Fernando Blanco, Airport Engineer/Project Manager II
SUBJECT: Fort Lauderdale Executive Airport Decorative Street Post – Project 12437 – Contract Award – Sagaris Corp.

During last month's board meeting, the Board expressed concerns over the cost of the project and requested that additional information be provided prior to voting on the Item.

FXE staff reviewed prior projects that used a similar type of decorative street post and found the unit pricing for the proposed pole installation and signage to be in-line with several other decorative street post projects that the City has completed in the past few years.

<u>PROJECT</u>	<u># of POSTS</u>	<u>AMOUNT</u>
Rock Island	15	\$87,480.00
Flagler Village	40	\$250,266.00
Lauderdale Manor	9	\$115,090.00

These concrete decorative street posts are approximately 13 feet high with a six (6) foot deep concrete footing and designed to meet current wind code requirements.

In addition, City staff spoke with the low bidder, Sagaris Corp. regarding the submitted bid amount. Sagaris suggested that the sign bracket panel and frames could be modified to reduce the construction costs. The current design consists of a one-piece bracket and frame that includes the FXE name and logo. This assembly requires three separate colors that would be painted separately by hand. Sagaris has proposed replacing the FXE name and logo with a silk-screen panel that could be slid into the bracket assembly similar to the street name sign. A change order would be issued to adjust the unit price of these items after the contract has been awarded and prior to production.

Funds for the award of the contract are available within the project budget.

Staff Recommendation

The staff recommends award of the contract to the low responsive bidder, Sagaris Corp., of Coral Springs, FL in the amount of \$360,010 for the FXE Decorative Street Post project.

UPDATE ITEM A

DATE: June 27, 2019
TO: Aviation Advisory Board
FROM: Rufus A. James, Airport Manager
BY: Florence Straugh
SUBJECT: Noise Compatibility Program Update

Noise Abatement Program Website

To inform new Board members, the Airport's webpage contains information about the Noise Abatement Program and can be found on the following weblink: <https://www.flyfxe.com/noise-abatement/noise-abatement-program>.

The content listed below provides information about the Noise Abatement Program:

- WebTrak: An online flight tracking service with public-access to view aircraft tracks, altitudes, and noise levels.
- Online Aircraft Noise Reporting Form: To report excessively loud aircraft
- Noise Compatibility Program of the FAA-approved measures
- Noise Exposure Map (NEM) of the FAA-accepted noise contours

Monthly Noise and Operations Tables

The table below is a summary of the monthly noise statistics for May 2019 and attached are the corresponding noise tables and graphs.

	May-19
Total Jet Departures	986
Runway 27 Jet Departures	111
Runway 9 Jet Departures	871
Runway 13-31 Jet Departures	3
Total I-95 Turns - Rwy 9 Jet Deps	518
% I-95 Turns - Rwy 9 Jet Deps	59%
Jet Events over 80 dB at Monitor #1	19
Jet Events over 80 dB at Monitor #2	0
No. of Households Reporting	4
No. of Noise Reports	23



COOPERATIVE NOISE ABATEMENT EFFORT

Month of May

June 27, 2019

Operations	May-18	Jun-18	Jul-18	Aug-18	Sep-18	Oct-18	Nov-18	Dec-18	Jan-19	Feb-19	Mar-19	Apr-19	May-19
Total Jet Departures	1073	992	887	911	786	971	1273	1129	1216	1108	1299	1149	986
Runway 27 Jet Departures	31	300	181	27	29	172	368	443	516	202	362	260	111
Runway 9 Jet Departures	1034	689	705	883	752	799	899	677	692	905	934	883	871
Runway 13/31 Jet Departures	8	3	1	1	5	0	6	9	8	1	3	6	3
Jet Departures Rwy 9													
Total I-95 Turns	634	419	407	507	459	495	539	403	411	480	492	488	518
% I-95 Turns	61%	61%	58%	57%	61%	62%	60%	60%	59%	53%	53%	55%	59%
Jets over 80 dB at Monitor #2	4	1	4	4	2	3	3	3	0	3	2	2	0
Prop Departures Rwy 9													
Props over 80 dB at Monitor #2	5	3	4	3	6	6	9	9	16	11	8	7	2
Nighttime Jet Deps (10 p.m. - 7 a.m.)													
Total Nighttime Jet Departures	84	83	78	71	65	84	121	100	101	96	87	94	92
Nighttime Rwy 27 Jet Deps.	2	27	8	0	5	14	31	34	40	21	33	19	12
Nighttime Rwy 9 Jet Deps.	82	56	70	71	60	70	90	66	61	75	54	75	79
Nighttime Rwy 13/31 Jet Deps.	0	0	0	0	0	0	0	0	0	0	0	0	1
Nighttime Jet Deps Runway 9													
Nighttime I-95 Turns (11 p.m.-7 a.m.)	54	42	46	52	43	43	55	41	34	47	36	45	48
Nighttime Straight-Out (11 p.m. - 7 a.m.)	22	10	18	13	14	10	17	12	15	16	11	16	19
Nighttime Events Over 80 dB	0	0	0	0	0	1	1	0	0	0	0	0	0
Noise Reports	May-18	Jun-18	Jul-18	Aug-18	Sep-18	Oct-18	Nov-18	Dec-18	Jan-19	Feb-19	Mar-19	Apr-19	May-19
Noise Reports by Aircraft Category at FXE													
# Noise Reports - Jets	5	2	7	3	8	9	20	28	11	4	12	5	7
# Noise Reports - Propellers	2	6	4	1	5	4	11	14	11	8	10	3	6
# Noise Reports - Helicopters	0	0	0	0	0	0	0	1	2	0	1	1	1
# Noise Reports - Unmatched	0	0	0	0	0	1	0	0	0	0	0	0	0
# Noise Reports - FLL & Other Overflights	5	0	1	0	0	2	7	8	24	3	1	3	9
Total Noise Reports	12	8	12	4	13	16	38	51	48	15	24	12	23
# Households Reporting	9	4	7	3	5	8	14	20	10	12	14	6	4

Notes:

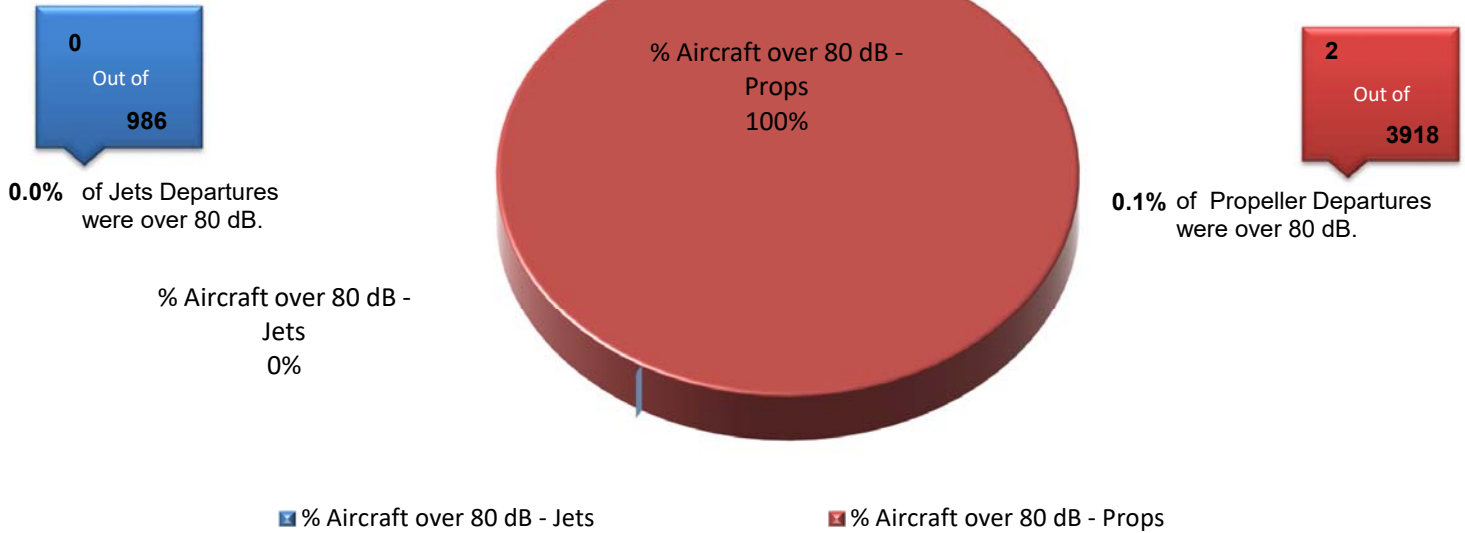
COOPERATIVE NOISE ABATEMENT EFFORT

Month of May

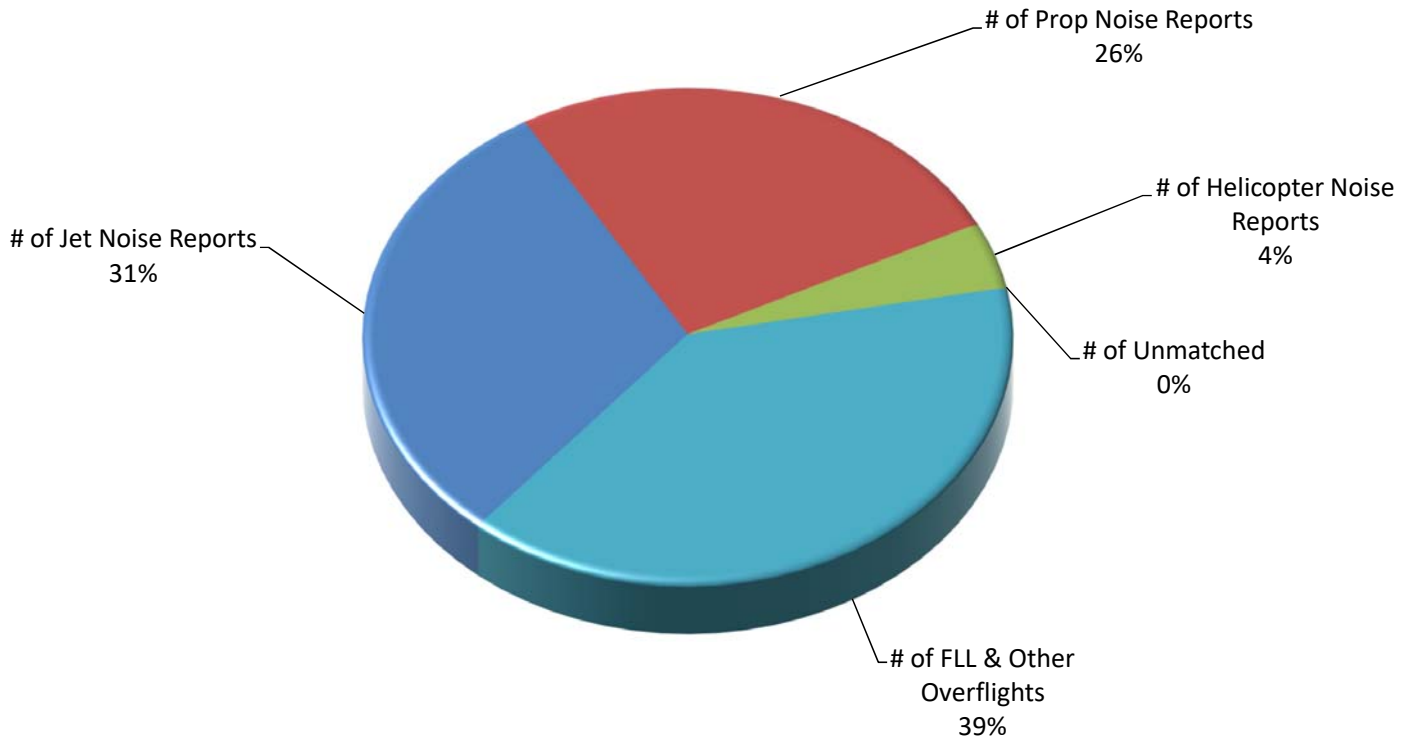
June 27, 2019

Monthly Operations over 80dB Per Airplane Type

Percentage of Departures Over 80 dB per Airplane Type: 0.0%



Monthly Noise Reports Per Airplane Type



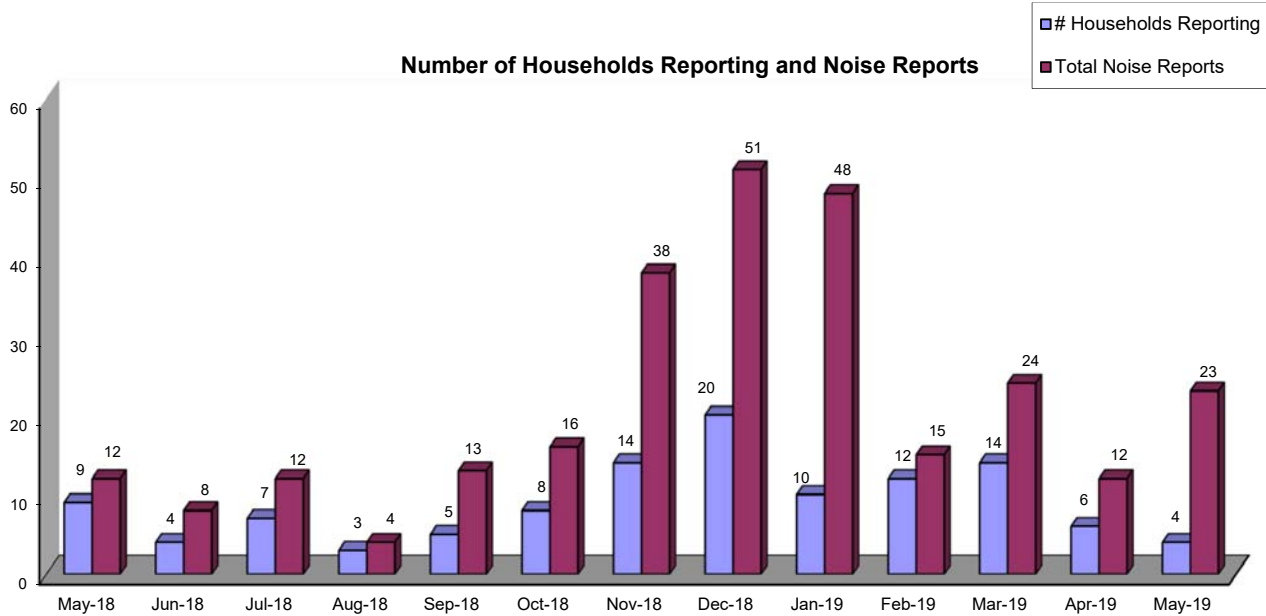
COOPERATIVE NOISE ABATEMENT EFFORT

Month of May

June 27, 2019

Number of households that contacted FXE to report aircraft noise this month:

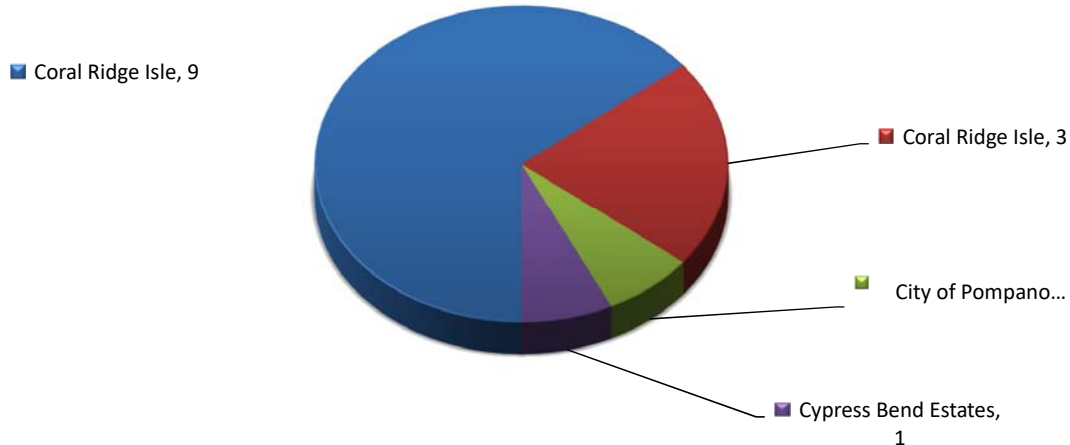
4



Noise Reports by Households

4 Households Made 14 Aircraft Noise Reports or 61% of the 23 Total Noise Reports

Note: 39% of the Noise Reports regarded FLL, overflights, or other airports, and were incorrectly submitted to FXE.
 Note: 4 Households made 100% of the Noise Reports for FXE.





COOPERATIVE NOISE ABATEMENT EFFORT

Month of May

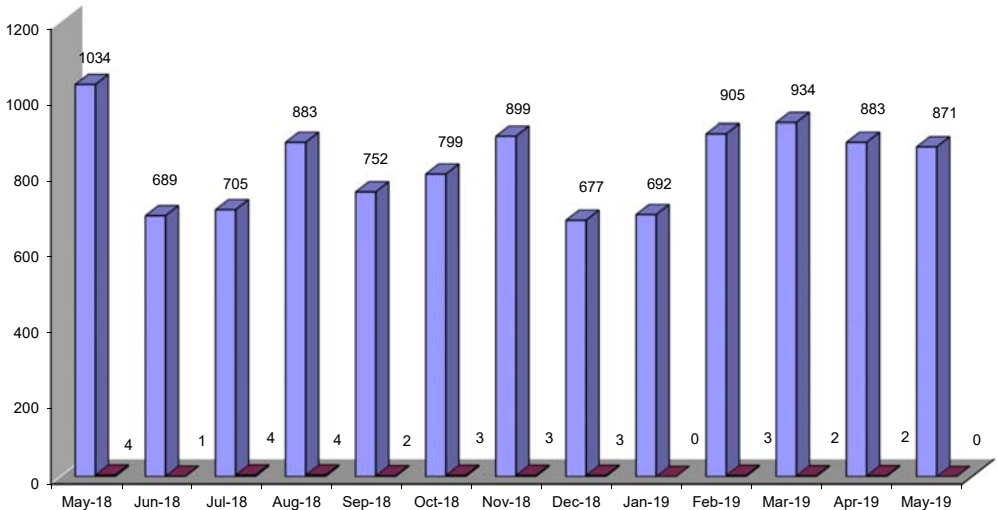
June 27, 2019

Number of Runway 9 Jet Departures over 80 decibels:

0

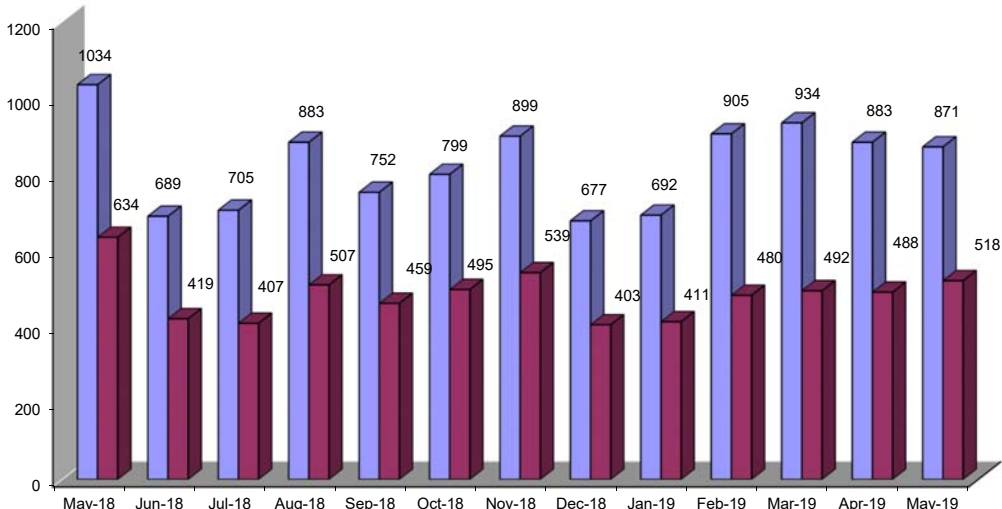
Runway 9 Jet Departures and Jet Over 80 Decibels

- Runway 9 Jet Departures
- Jets over 80 dB at Monitor #2



Runway 9 Jet Departures and Jet I-95 Turns

- Runway 9 Jet Departures
- Total I-95 Turns

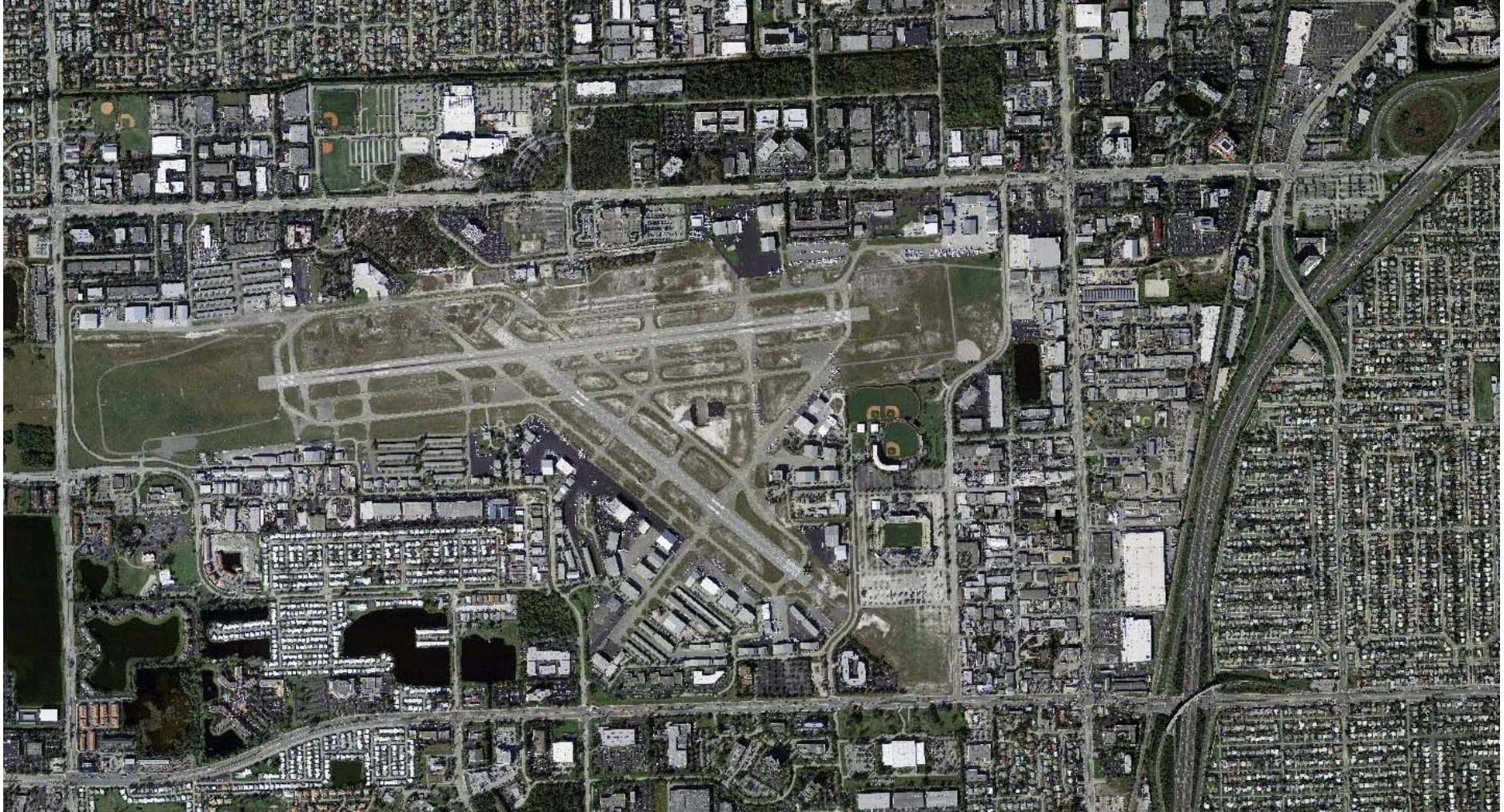


COOPERATIVE NOISE ABATEMENT EFFORT

Month of May

June 27, 2019

Percentage of Jet Departures Per Runway



COOPERATIVE NOISE ABATEMENT EFFORT

Month of May

June 27, 2019

ARRIVAL NOISE REPORTS

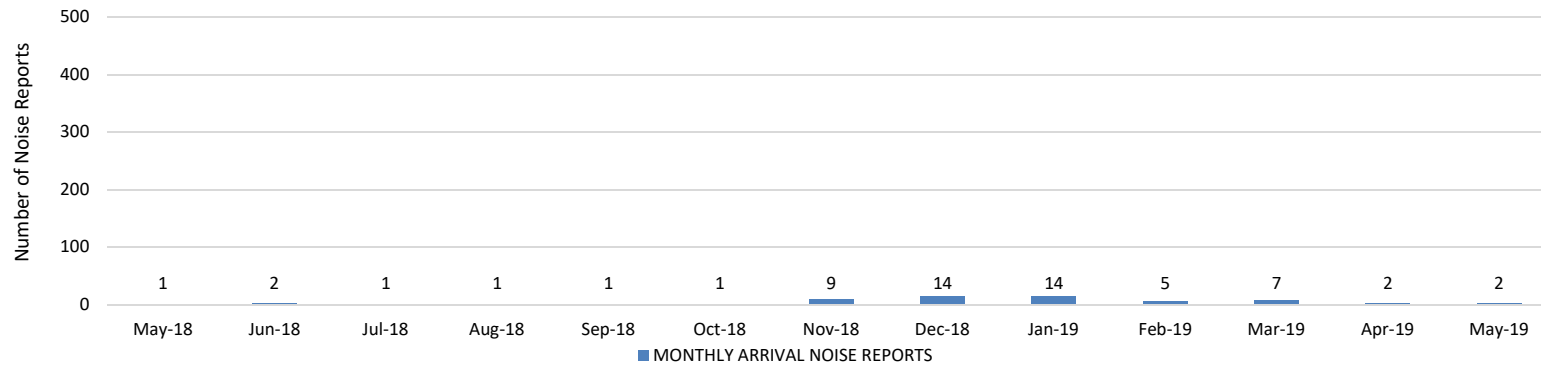
Operations

May-18 Jun-18 Jul-18 Aug-18 Sep-18 Oct-18 Nov-18 Dec-18 Jan-19 Feb-19 Mar-19 Apr-19 May-19 TOTALS


NOISE REPORTS: ARRIVALS

	May-18	Jun-18	Jul-18	Aug-18	Sep-18	Oct-18	Nov-18	Dec-18	Jan-19	Feb-19	Mar-19	Apr-19	May-19	TOTALS
# Noise Reports - Runway 9 Arrivals														
Jet	0	0	1	1	0	0	0	0	1	0	1	1	0	5
Prop	0	0	0	0	1	1	0	0	0	0	1	0	0	3
# Noise Reports - Runway 13 Arrivals														
Jet	0	0	0	0	0	0	0	0	0	0	0	0	0	0
Prop	0	0	0	0	0	0	0	2	0	0	0	0	0	2
# Noise Reports - Runway 27 Arrivals														
Jet	1	0	0	0	0	0	7	8	2	3	2	0	1	24
Prop	0	1	0	0	0	0	1	3	5	2	0	0	1	13
# Noise Reports - Runway 31 Arrivals														
Jet	0	0	0	0	0	0	0	0	0	0	0	0	0	0
Prop	0	1	0	0	0	0	1	0	4	0	2	0	0	8
# Noise Reports - Helicopters Arrivals														
Helicopters	0	0	0	0	0	0	0	1	2	0	1	1	0	5
MONTHLY ARRIVAL NOISE REPORTS	1	2	1	1	1	1	9	14	14	5	7	2	2	0

Monthly Arrival Noise Reports



UPDATE ITEM B

DATE: June 27, 2019
TO: Aviation Advisory Board 
FROM: Rufus A. James, Airport Manager
BY: Carlton M. Harrison, Assistant Airport Manager
SUBJECT: Development and Construction

12189 – ELECTRICAL VAULT IMPROVEMENTS


The Fort Lauderdale Executive Airport (FXE) airfield electrical vault houses the lighting and airfield electrical system for the entire airport, as well as an emergency generator. The facility was constructed in 1984 with the last substantial upgrade being completed in 2002. This project consists of the renovation and improvements to the vault to include replacement of the existing constant current regulator (CCR) units with new CCR Units, approximately 500 square foot addition to the existing vault, separating high voltage and low voltage cabling into separate raceways and the installation of lightning protection system. Work will be performed by American Infrastructure Services, Inc. (AIS) with an anticipated completion date of September 2019. The approximately \$1.1M project is 80% funded by a grant from the Florida Department of Transportation. To date, the exterior masonry walls have been constructed and the hollow-core roof has been installed. Work is progressing with the roof, exterior stucco, paint and installation of the cable trays for the electrical conduits.

May 2019

Airport Operations	May-18	May-19
Total Operations	14,269	15,611
12 Month Cumulative	184,564	176,830
Operations 22:00 to 7:00	617	351
Average Operations per Night	20	11
Customs Operations	May-18	May-19
Total Aircraft Cleared	1,020	1,134
12 Month Cumulative	13,125	12,562
Total Passenger/Crew Cleared	4,278	4,470
12 Month Cumulative	51,307	51,770
Helistop Operations	May-18	May-19
Total Operations	78	70
12 Month Cumulative	856	838

Date	Alert Level	AC Type	Problem
5/1/19	I	Piper Cheyenne	Flat nose gear tire
5/2/19	I	Cessna 441	Flat nose gear tire
5/11/19	I	Diamond DA-42	Unsafe gear indication
5/17/19	II	Cessna 414	Collapsed nose gear (during taxi)

UPDATE ITEM C

DATE: June 27, 2019
TO: Aviation Advisory Board 
FROM: Rufus A. James, Airport Manager
BY: Diana McDowell, Administrative Assistant II
SUBJECT: Arrearages

Rent

Lots 23, 24 – Cypress Commerce, Ltd.

- Sales Tax on 2017 Property Taxes \$9,456.33

Fuel Flowage

There are no arrearages to report.