



CITY OF FORT LAUDERDALE

**AVIATION ADVISORY BOARD MEETING MINUTES
FORT LAUDER DALE EXECUTIVE AIRPORT
ADMINISTRATIVE OFFICE – MULTIPURPOSE ROOM
6000 NW 21 AVENUE, FORT LAUDERDALE, FLORIDA
THURSDAY, FEBRUARY 28, 2019 – 1:30 P.M.**

	Attendance	Cumulative Attendance 7/18 through 7/19	
		Present	Absent
Ed Kwoka, Chair	A	4	3
Edward Rebholz, Vice Chair	P	7	0
Louis Gavin	A	3	4
John Dool	P	5	0
Dana Pollitt	A	4	3
Wes Szymonik	P	2	0
Pierre Taschereau	P	3	0
John Watt	P	7	0
Cary Goldberg	A	2	1
Commissioner Marlon Bolton, City of Tamarac [non-voting]	P	4	3
Jeff Helyer, City of Oakland Park [non-voting]	P	7	0

Airport Staff

Rufus A. James, Airport Manager
Carlton Harrison, Assistant Airport Manager
Florence Straugh, Noise Abatement Officer
Fernando Blanco, Airport Engineer/Project Manager II
Mickaelle Bouchereau, Administrative Assistant
Angelia Basto, Administrative Assistant I
Lisa Tayar, Recording Secretary, Prototype, Inc.

Guests

Don Campion, Banyan Air Service

CALL TO ORDER

Vice Chair Rebholz (Acting Chair) called the meeting to order at 1:52 p.m.

1. Roll Call

Roll was called, and a quorum was determined to be present. Commissioner Bolton asked to be excused, since he was not feeling well.

VOTING ITEMS

1. KC FXE – Parcel 8AB FPL Master Utility Access License Agreement

Mr. James stated that the agreement will provide for installation of utility lines and will ensure restoration of service after outages. The agreement is acceptable to the City Attorney's office.

Motion made by Mr. Watt, seconded by Mr. Szymonik, to approve the License Agreement. In a voice vote, the motion passed unanimously (5-0).

2. Sheltair FXE Northside, LLC – Parcel 9, 32, and 33 FPL Master Utility Access Agreement

Mr. James introduced the agreement, noting it is similar to the previous item, providing for installation of utility lines and restoration of service after outages. This property is currently under construction. He said the agreement is acceptable to the City Attorney's office.

Motion made by Mr. Dool, seconded by Mr. Taschereau, to approve the License Agreement. In a voice vote, the motion passed unanimously (5-0).

3. Contract Award for Elevator Repair and Modernization at Downtown Helistop

Mr. Blanco read from the staff report, noting that the service elevator providing access from the lobby to the flight deck has had numerous operational issues over the past several years. The project was advertised on December 20, 2018. A total of two (2) bids were received on February 14, 2019 and are listed below:

- Maverick United Elevator, LLC \$159,000
- A&A Elevator Corp. \$225,593

Mr. Blanco reported that the bid from Maverick United Elevator met all the bid specifications and was deemed the low-cost responsive and responsible bidder.

The following points were brought up in discussion:

- Maverick United is currently the City's elevator repair contractor
- Funding is available through the project budget
- There are approximately 86 monthly operations at the heliport
- The elevator meets ADA requirements and is above the parking lot
- There are stairs to provide alternate access to the flight deck
- Mr. Blanco was not aware of a history of change orders with the company
- The reason for the difference in the bid pricing was not known, but could be due to one of the vendors being located out of town, necessitating greater expenses for staging

- The project goes before the City Commission on April 2, 2019, so submittals are expected to occur in June. The actual project should commence in September/October, 2019, and will likely take a year to complete.
- The elevator is not functioning at this time, but there are two (2) stairways.

Motion made by Mr. Watt, seconded by Mr. Szymonik, to approve the bid for Maverick United Elevator. In a voice vote, the motion passed unanimously (5-0).

4. Contract Award for FXE U.S. Customs & Border Protection Canopy Installation

Mr. Blanco provided an overview of the item, pointing out that the canopy will be at the front entrance of the facility. It will provide shade for passengers and employees between the parking lot and the building.

On October 16, 2018, a Request for Proposal (RFP) was issued for the above project. The RFP required the firms to provide design, permitting, and construction services for the installation of the canopy. On December 4th, 2018, a total of three (3) firms submitted proposals to the RFP:

- Big Span Structures, LLC. (Disqualified due to not submitting required information)
- Hatcher Construction & Development.
- Walker Design & Construction Co.

Walker Design & Construction Co. was ranked in first place by the Evaluation Committee with their bid of \$518,851. It was noted that Walker Design is known to the City.

Mr. Blanco showed renderings of the proposed canopy.

No grant monies are available, and the project will be funded strictly by Airport funding.

Motion made by Mr. Watt, seconded by Mr. Taschereau, to approve the bid for Walker Design & Construction Co. In a voice vote, the motion passed unanimously (5-0).

UPDATE ITEMS

A. Noise Compatibility Program

Ms. Straugh said that the State has updated airport zoning, which requires public airports to incorporate and codify existing Federal regulations into the local ordinances. The City of Fort Lauderdale is proposing an amendment to the Unified Land Development Regulation Ordinance to provide conformity. Various City departments have worked on the update, which will be taken to the Planning and Zoning Board for a vote in April, 2019.

There will be a presentation on the proposal at a later AAB meeting. In addition, there will be the presentation at the Planning and Zoning Board and public readings at two (2) City Commission meetings.

Ms. Straugh commented on the proposed ordinance as follows:

- Outlines noise contours/exposure map
 - Certain incompatible land uses within the noise contours
 - No schools, hospitals, residences, etc.
- Federal regulation Part 77 Surfaces
 - Runway protection zones
 - Protects Federal airspace from encroachment

Regarding noise abatement, Ms. Straugh reported there were no jet operations over 80 decibels in January, 2019 – the first time since the 1970s.

Although there were increased noise reports (over the previous month), 24 of them were related to FLL, not FXE. Ms. Straugh said she has to research where the reports are coming from and redirect the calls. Some calls are also related to Lauderdale Isles.

B. Development and Construction

Mr. Harrison announced that substantial completion of Phase 1 of the Administration Building project has been achieved, and next month's meeting will be in the new conference room.

Mr. Harrison announced two upcoming special events:

- March 9, Captain Barrington Irving's Flying Classroom
- March 23, Ninth Annual Aviation Safety Expo

Regarding the helistop operations, Mr. Harrison explained that a video camera counts the operations, providing real-time data on helicopters arriving and departing. Because of the new system, the data is more accurate.

C. Arrearages

Mr. James reported that a default letter was sent out to Lots 23/24 for unpaid rent. If the amount due is not paid, they will receive a termination memo.

D. Communication to the City Commission – None

Don Campion of Banyan Air Service said the walkway/awning at Customs will be very helpful to passengers.

NEXT SCHEDULED MEETING DATE: Thursday, March 28, 2019 – 1:30 p.m.

Aviation Advisory Board

February 28, 2019

Page 5

There being no further business to come before the Board at this time, the meeting was adjourned at 2:19 p.m.

Any written public comments made 48 hours prior to the meeting regarding items discussed during the proceedings have been attached hereto.

[Minutes prepared by J. Rubin, Prototype, Inc.]

Attachments:

Renderings of the canopy – Fernando Blanco



CITY OF FORT LAUDERDALE

**AVIATION ADVISORY BOARD MEETING MINUTES
FORT LAUDER DALE EXECUTIVE AIRPORT
ADMINISTRATIVE OFFICE – MULTIPURPOSE ROOM
6000 NW 21 AVENUE, FORT LAUDERDALE, FLORIDA
THURSDAY, MARCH 28, 2019 – 1:30 P.M.**

	Attendance	Cumulative Attendance 7/18 through 7/19	
		Present	Absent
Ed Kwoka, Chair	P	5	3
Edward Rebholz, Vice Chair	P	8	0
Louis Gavin	P	5	4
John Dool	P	6	0
Dana Pollitt	A	4	4
Wes Szymonik	P	3	0
Pierre Taschereau	P	4	0
John Watt	P	8	0
Cary Goldberg	A	2	2
Commissioner Marlon Bolton, City of Tamarac [non-voting]	A	4	4
Jeff Helyer, City of Oakland Park [non-voting]	P	8	0

Airport Staff

Rufus A. James, Airport Manager
Carlton Harrison, Assistant Airport Manager
Fernando Blanco, Airport Engineer/Project Manager II
Mickaelle Bouchereau, Administrative Assistant
Angelia Basto, Administrative Assistant I
Lisa Tayar, Recording Secretary, Prototype, Inc.

Guests

Sheldon Gross, 1600 Penn Corp.

CALL TO ORDER

Chair Kwoka called the meeting to order at 1:34 p.m.

1. Roll Call

Roll was called, and a quorum was determined to be present.

APPROVAL OF MINUTES

- **January 24, 2019 Draft Minutes**

Motion made by Vice Chair Rebholz, seconded by Mr. Gavin, to approve the minutes of the January 24, 2019, minutes with the following corrections:

- Pg. 6, under American Airlines' discussion, change the sentence under the last bullet point to: "Jets have to be configured and stabilized by 1,000 feet in the United States for landing. In all foreign countries, the first power reduction is at 1,500 feet."

In a voice vote, the motion passed unanimously (7-0).

VOTING ITEMS

1. Assignment of Cypress Concourse E, LLC Lease for Lots 25, 26, 38, 39 to Cypress West

Mr. James read from the staff report, noting that Cypress Concourse E (CCE) leases the aforementioned lots in a 50-year lease with an optional 25-year extension. CCE has requested a consent to assignment of its ground lease for Lots 25, 26, 38, 39 to Cypress West, LLC. Staff recommends consent to the assignment subject to review by the City Attorney's Office.

Since the Airport is not a beneficiary of the transaction, Chair Kwoka questioned its value. Mr. James responded that the value for the Airport is knowing that an entity is coming in which will continue to pay the rent. If there is a reason for default on the mortgage, and the new entity does not comply with the default, then the bank would have the first opportunity to clear the default. Unlike new leases that go before the FAA for review, assignments of leases are not required to do so because no adjustments are being made to the terms of the lease.

Vice Chair Rebholz asked what the business incentive was to do the transaction.

Sheldon Gross, 1063 Hillsboro Mile, Hillsboro Beach, Florida, (from 1600 Penn Corp.) explained they will operate a property, have tenants, collect rent, pay the mortgage, pay the Airport the leasing fee, and hopefully make a profit. He mentioned that Kaplan School still occupies the property and are obligated to the entire building under the lease. However, their density is not good, so Mr. Gross said they would work with them to improve the facility.

Motion made by Mr. Watt, seconded by Mr. Dool, to approve the transaction. In a voice vote, the motion passed unanimously (7-0).

2. Public Transportation Grant Agreement for the Relocation of Taxiway Foxtrot

Mr. Harrison mentioned that the acronym JPA (Joint Participation Grant Agreement) is being replaced by the acronym PTGA (Public Transportation Grant Agreement), but it is still a grant.

Mr. Harrison gave the staff report, noting the grant is for construction costs associated with the relocation of the eastern 3,000 feet of Taxiway Foxtrot. The relocation is required by the FAA to provide a 400-foot separation from the centerline of Runway 9-27. Staff recommends the Public Transportation Grant Agreement be approved for the City to accept \$247,250 from the Florida Department of Transportation, for up to 5% of the costs for the Relocation of Taxiway Foxtrot Project. The Airport will pay 5%, FDOT will pay 5%, and FAA will pay 90% of the cost.

Mr. Blanco stated that construction will likely begin in January, 2020, and will be a nine to twelve-month project. They will construct the new taxiway first and then demolish the old one.

Motion made by Mr. Dool, seconded by Mr. Szymonik, to approve. In a voice vote, the motion passed unanimously (7-0).

UPDATE ITEMS

A. Noise Compatibility Program

Mr. James stated that FDOT requires airports to address zoning concerns. Over the years, new development occurred under the flight path without notification to the Airport. Noise complaints are now being received. Every entity adjacent to the Airport that is planning development will be required to notify Fort Lauderdale Planning and Zoning office, who will then notify the Airport.

Robert C. Mentzer Jr., Principal Consultant of HMMH, gave a PowerPoint presentation on the ULDR update and airport zoning. Assisting him was Monty Gettys, President of Montgomery Consulting Group. [Attached]

Comments and questions were as follows:

- How are all the other airspaces proximity integrated?
 - Florida Statute 333 requires Interlocal Agreements between the jurisdictions where their airspace overlaps
 - This process is just beginning – Fort Lauderdale has to update its local Code to integrate the Statute and produce clear drawings of the area for developers to see the areas of concern
 - There are at least eight jurisdictions that FXE falls upon
- Terminal Instrument Procedures (TERPS) is federally mandated – why not use that for enforcement?
 - It is not clear in most ULDRs
- Why try to regulate it at a municipal level when it is a Federal issue?

- Building permits are given locally, not Federally; regulations need to be incorporated into the permit process
- The new process is for clarification of information, outlining the process, and ensuring it is documented
- Only two airports in Florida have gone through the process so far (Jacksonville and Orlando)
- There are 11 jurisdictions to deal with around FXE
- If FXE does not come into compliance, it may not be eligible for grant money from FDOT
- The process applies to both FXE and the downtown heliport
- What happens if the adjacent jurisdictions will not cooperate with FXE?
 - The first process is to update the ULDR for the City. Step two would be to get the Interlocal Agreements set up. If a municipality does not cooperate, the recourse would be to go back to FDOT.
- The Airport will not have to pay any money.
 - If other airports do not cooperate, the situation goes to FDOT.
- Orlando incorporated the ULDRs into Orange County, and may have gotten Interlocal Agreements (ILAs) with several adjacent counties
- Chair Kwoka wanted to follow the Orlando process closely since it is similar
- Maximum building heights for new buildings are indicated in the drawings
 - Existing buildings are grandfathered in

A public meeting was held on February 21, 2019, at FXE, and the Planning and Zoning Department and City Attorney are now reviewing the documents. After that review, the documents will go to the Planning and Zoning Board and then have two readings at the City Commission. The Airport will have to keep FDOT up to date on its progress.

The new regulations will allow building permit officials to be more aware of the Airport and noise requirements. The Airport is now part of the DRC process and has to sign off on reviewing plans for building development. The location and the impact on a development will be considered.

Mr. James confirmed there is review already occurring as part of the DRC process for the development around the heliport. He said there was nothing being built on the northwest quadrant as seen from the heliport. Mr. Harrison takes care of the DRC process.

Discussion ensued about the ease or difficulty of flying out of the heliport, with Chair Kwoka saying it is difficult. Mr. James and Chair Kwoka discussed helicopter departures. It was noted that the landing pattern for the heliport was due to accessibility, not noise control.

B. Development and Construction

Mr. Harrison reported Phase One is substantially complete in the Administration Building. The project is slightly behind on time and on budget. Phase Two and Phase Three work is continuing.

C. Arrearages – None

D. Communications to the City Commission – None

Mr. James reported the 9th Annual Safety Expo was held on March 23. The Commemorative Air Force group brought a P51 Mustang.

The P51 Mustang was shown for five days, and they had a total of 1050 attendees. A video was shown of the aircraft, and the Public Affairs Office reported many positive comments being received. Mr. James said they really wanted the younger folks to come out to “not forget where we have come from.” They hope to repeat the event next year and have outreach with the local schools.

Mr. James reported that the non-jet performance for the Air Show will be based at Banyan. A media day will be held on the Friday of the first weekend in May; they hope to bring schools out to engage with the pilots. The Saturday event will be at the Airport with sky typers, Blue Angels pilots, acrobatic performers, etc.

Chair Kwoka commented on seeing the same people at the Banyan facility that he has known for ten years. He said they are a great quality FBO and acknowledged the importance of each person working at the Airport.

Mr. James said that without the partnership with Banyan, the Airport could not be the “gem” that it is. He commended them for their helpfulness and for allowing children to tour their facility.

NEXT SCHEDULED MEETING DATE: Thursday, April 25, 2019 – 1:30 p.m.

There being no further business to come before the Board at this time, the meeting was adjourned at 2:39 p.m.

Any written public comments made 48 hours prior to the meeting regarding items discussed during the proceedings have been attached hereto.

[Minutes prepared by J. Rubin, Prototype, Inc.]

Attachments:

PowerPoint presentation on the ULDR – Robert C. Mentzer Jr.,

ITEM 1

DATE: May 23, 2019
TO: Aviation Advisory Board 
FROM: Rufus A. James, Airport Manager
BY: Carlton M. Harrison, Assistant Airport Manager
SUBJECT: Public Transportation Grant Agreement (PTGA) with Florida Department of Transportation (FDOT) for the Design of Mid-Field Taxiway Extension and Run-up Area 433323-1-94-01

This project is for the expansion of the mid-field maintenance run-up area and access taxiways (Exhibit 1). The scope of design work includes survey, geotechnical testing and evaluation, blast fence design, LED taxiway edge lights and guidance signs as well as new asphalt pavement. The expanded run-up area will be able to accommodate multiple aircraft.

Based on the estimated design cost of \$365,000, FDOT has provided a PTGA in the amount of \$292,000 for up to 80% of the projected design costs. The grant match amount of \$73,000 is provided for in the Airport project budget.

Staff Recommendation


Staff recommends the Public Transportation Grant Agreement be approved for the City to accept \$292,000 from the Florida Department of Transportation, for up to 80% of the costs for the Design of Mid-Field Taxiway Extension and Run-up Area Project.



SOURCES: City of Fort Lauderdale, 2019 DRAFT FXE Joint Automated Capital Improvement Program, 2018; HDR, Inc., Engineer's Opinion of Probable Construction Cost, June 2018; Ricondo & Associates, Inc., July 2018.

PREPARED BY: Ricondo & Associates, Inc., July 2018.

ITEM 2

DATE: May 23, 2019
TO: Aviation Advisory Board 
FROM: Rufus A. James, Airport Manager
BY: Carlton M. Harrison, Assistant Airport Manager
SUBJECT: Public Transportation Grant Agreement (PTGA) with Florida Department of Transportation (FDOT) for the Construction of Taxiway Intersection Improvements (Taxiways Q & H) Project 433478-1-94-01

This project is for the costs associated with the construction of a new connector taxiway between Taxiways Hotel and Quebec south of runway 9-27 (Exhibit 1). The removal of the taxiways will eliminate the direct access from tenant ramps to the runway. A new connector taxiway will be constructed between these taxiways. The project involves the demolition of the existing taxiway pavement, including lights and guidance signs, and construction of new asphalt paved taxiways including grading, subgrade, lime-rock base course, pavement striping, sodding, LED taxiway edge-lights, and guidance signs. The project is currently under design through a prior FDOT grant and it is anticipated that the design will be completed by August.

Based on the estimated construction cost of \$1,350,000, FDOT has provided a PTGA in the amount of \$1,080,000 for up to 80% of the projected construction costs. The grant match amount of \$270,000 is provided for in the Airport project budget.

Staff Recommendation


Staff recommends the Public Transportation Grant Agreement be approved for the City to accept \$1,080,000 from the Florida Department of Transportation, for up to 80% of the costs for the Construction of Taxiway Intersection Improvements Project.



SOURCES: City of Fort Lauderdale, 2019 DRAFT FXE Joint Automated Capital Improvement Program, 2018; HDR, Inc., Engineer's Opinion of Probable Construction Cost, June 2018; Ricondo & Associates, Inc., July 2018.

PREPARED BY: Ricondo & Associates, Inc., July 2018.

ITEM 3

DATE: May 23, 2019
TO: Aviation Advisory Board 
FROM: Rufus A. James, Airport Manager
BY: Fernando Blanco, Airport Engineer/Project Manager II
SUBJECT: Fort Lauderdale Executive Airport Decorative Street Post – Project 12437 – Contract Award – Sagaris Corporation

This project is for the installation of approximately forty-one (41) decorative colored, pre-cast concrete street posts within the property of the Airport. These street posts will replace existing aluminum posts at the above location that have been damaged or are not to the standards dimensions. The street posts will include street names as well as the Airport name and logo (Exhibit 1).

The design was completed by in-house engineering staff. The Procurement Services Division issued a bid on April 18, 2019. The City received two bids in response to the solicitation, which were opened on May 14, 2019.

Company	Amount
Sagaris Corp.	\$360,010
AUM Construction	\$526,750

The bid submitted by Sagaris Corp., Inc. of Coral Springs, FL, in the amount of \$360,010, has met all of the specifications of the solicitation and has been deemed the lowest cost, responsive, and responsible bid. The contract amount includes allowance account items for additional labor and materials items as well as permitting costs.


Funds for the award of the contract are available within the project budget.

Staff Recommendation

Staff recommends award of the contract to the low responsive bidder, Sagaris Corporation, of Coral Springs, FL in the amount of \$360,010 for the FXE Decorative Street Post project.



UPDATE ITEM A

DATE: May 23, 2019
TO: Aviation Advisory Board 
FROM: Rufus A. James, Airport Manager
BY: Florence Straugh, Noise Abatement Officer
SUBJECT: Noise Compatibility Program

Additional Arrival Noise Reports Table

Based on a previous board inquiry about arrival noise, we developed an additional data table to show the number of noise reports by month on arriving aircraft. The arrival table lists the number of noise reports for each of the previous thirteen months with separate categories for jets and propeller aircraft.

The highest number of arrival noise reports per runway occurred on Runway 27, which was 35 for the year between April 2018 and March 2019. The highest monthly arrival noise reports for Runway 27 peaked to 14 in both December 2018 and January 2019. For annual comparisons, Runway 9 arrivals had 8 noise reports; Runway 13 arrivals had 2 noise reports; and Runway 31 arrivals had 8 noise reports for the same yearly period.

South Florida's prevailing winds are from the east and southeast for most of the year. Aircraft using Runway 27 usually require the use of this runway for operational safety purposes due to strong north and west winds frequently associated with cold fronts passing through South Florida or adverse weather. Strong north and west winds historically are experienced about 20% of the year.

Monthly Noise and Operations Tables

Below are the summaries of the monthly noise statistics for March and April 2019 and attached are the corresponding noise tables and graphs.

	Mar-19		Apr-19
Total Jet Departures	1299	Total Jet Departures	1149
Runway 27 Jet Departures	362	Runway 27 Jet Departures	260
Runway 9 Jet Departures	934	Runway 9 Jet Departures	883
Runway 13-31 Jet Departures	3	Runway 13-31 Jet Departures	6
Total I-95 Turns - Rwy 9 Jet Deps	492	Total I-95 Turns - Rwy 9 Jet Deps	488
% I-95 Turns - Rwy 9 Jet Deps	53%	% I-95 Turns - Rwy 9 Jet Deps	55%
Jet Events over 80 dB at Monitor #1	21	Jet Events over 80 dB at Monitor #1	24
Jet Events over 80 dB at Monitor #2	2	Jet Events over 80 dB at Monitor #2	2
No. of Households Reporting	14	No. of Households Reporting	6
No. of Noise Reports	24	No. of Noise Reports	12



COOPERATIVE NOISE ABATEMENT EFFORT

Month of March

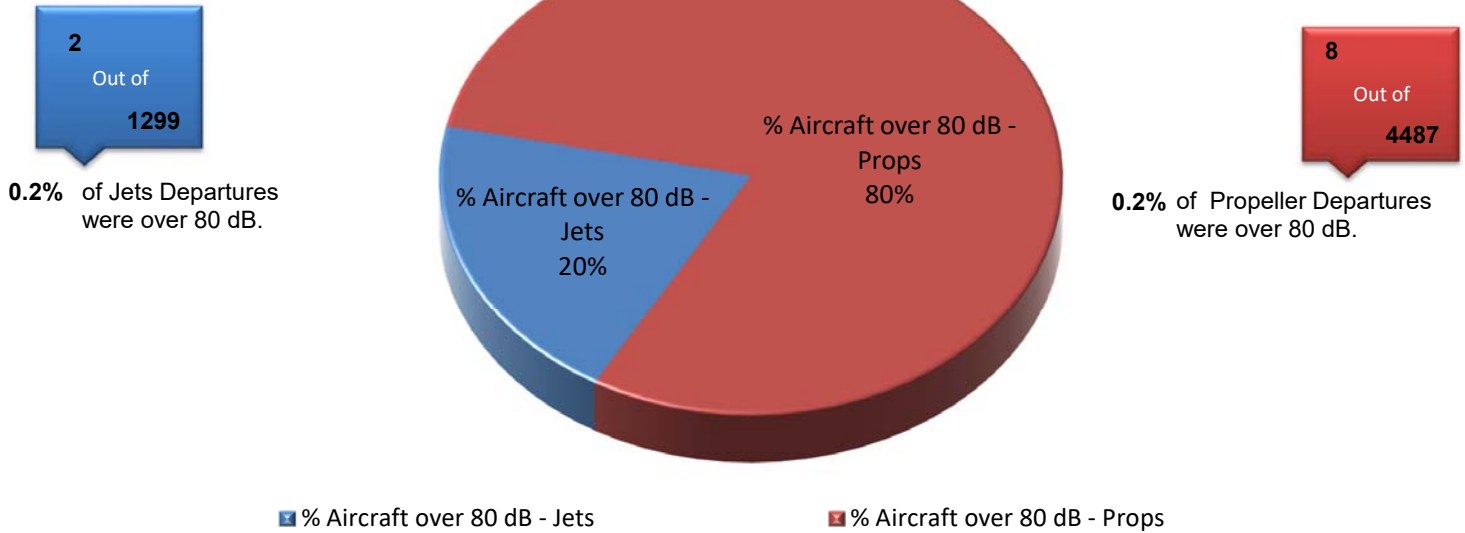
May 23, 2019

Operations	Mar-18	Apr-18	May-18	Jun-18	Jul-18	Aug-18	Sep-18	Oct-18	Nov-18	Dec-18	Jan-19	Feb-19	Mar-19
Total Jet Departures	1504	1282	1073	992	887	911	786	971	1273	1129	1216	1108	1299
Runway 27 Jet Departures	545	315	31	300	181	27	29	172	368	443	516	202	362
Runway 9 Jet Departures	948	966	1034	689	705	883	752	799	899	677	692	905	934
Runway 13/31 Jet Departures	11	1	8	3	1	1	5	0	6	9	8	1	3
Jet Departures Rwy 9													
Total I-95 Turns	587	572	634	419	407	507	459	495	539	403	411	480	492
% I-95 Turns	62%	59%	61%	61%	58%	57%	61%	62%	60%	60%	59%	53%	53%
Jets over 80 dB at Monitor #2	3	5	4	1	4	4	2	3	3	3	0	3	2
Prop Departures Rwy 9													
Props over 80 dB at Monitor #2	1	4	5	3	4	3	6	6	9	9	16	11	8
Nighttime Jet Deps (10 p.m. - 7 a.m.)													
Total Nighttime Jet Departures	128	104	84	83	78	71	65	84	121	100	101	96	87
Nighttime Rwy 27 Jet Deps.	55	41	2	27	8	0	5	14	31	34	40	21	33
Nighttime Rwy 9 Jet Deps.	73	63	82	56	70	71	60	70	90	66	61	75	54
Nighttime Rwy 13/31 Jet Deps.	0	0	0	0	0	0	0	0	0	0	0	0	0
Nighttime Jet Deps Runway 9													
Nighttime I-95 Turns (11 p.m.-7 a.m.)	46	36	54	42	46	52	43	43	55	41	34	47	36
Nighttime Straight-Out (11 p.m. - 7 a.m.)	19	12	22	10	18	13	14	10	17	12	15	16	11
Nighttime Events Over 80 dB	0	0	0	0	0	0	0	1	1	0	0	0	0
Noise Reports													
Noise Reports by Aircraft Category at FXE													
# Noise Reports - Jets	9	9	5	2	7	3	8	9	20	28	11	4	12
# Noise Reports - Propellers	5	3	2	6	4	1	5	4	11	14	11	8	10
# Noise Reports - Helicopters	1	1	0	0	0	0	0	0	0	1	2	0	1
# Noise Reports - Unmatched	0	1	0	0	0	0	0	1	0	0	0	0	0
# Noise Reports - FLL & Other Overflights	8	1	5	0	1	0	0	2	7	8	24	3	1
Total Noise Reports	23	15	12	8	12	4	13	16	38	51	48	15	24
# Households Reporting	15	8	9	4	7	3	5	8	14	20	10	12	14

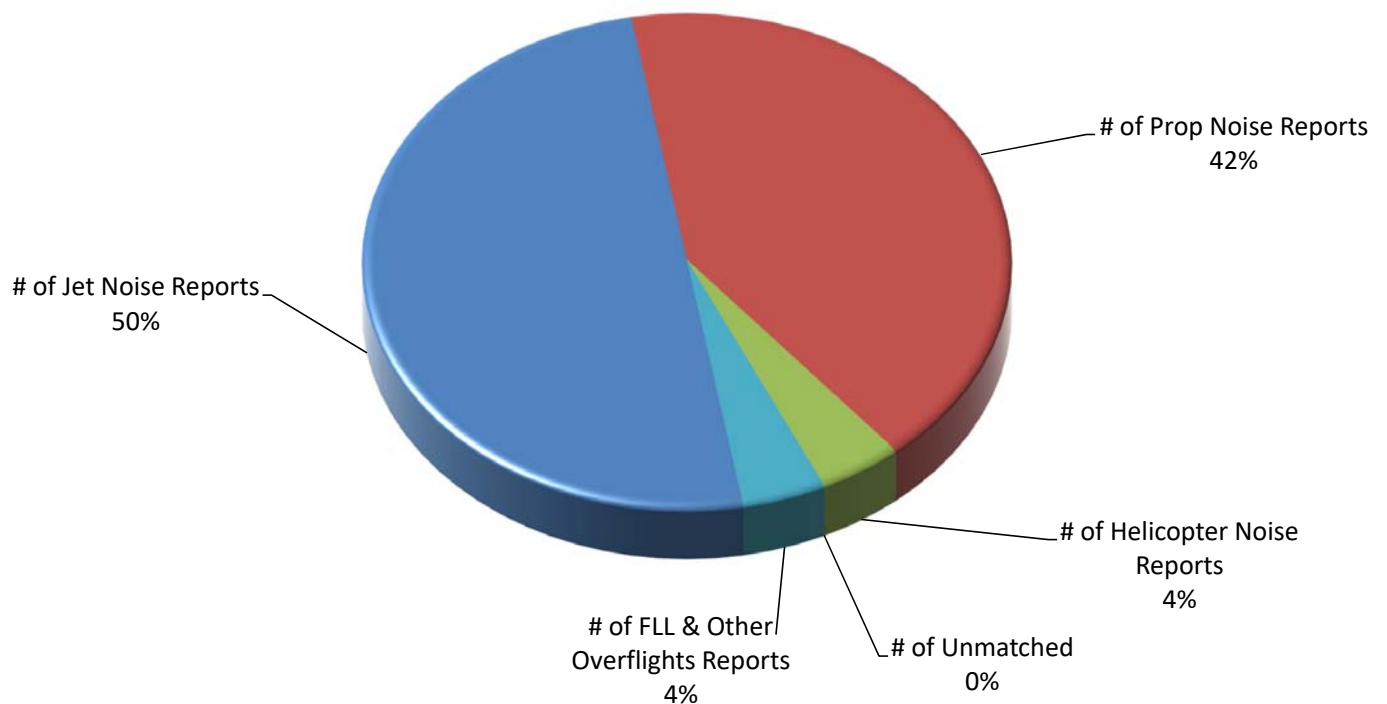
Notes:

Monthly Operations over 80dB Per Airplane Type

Percentage of Departures Over 80 dB per Airplane Type: 0.2%



Monthly Noise Reports Per Airplane Type



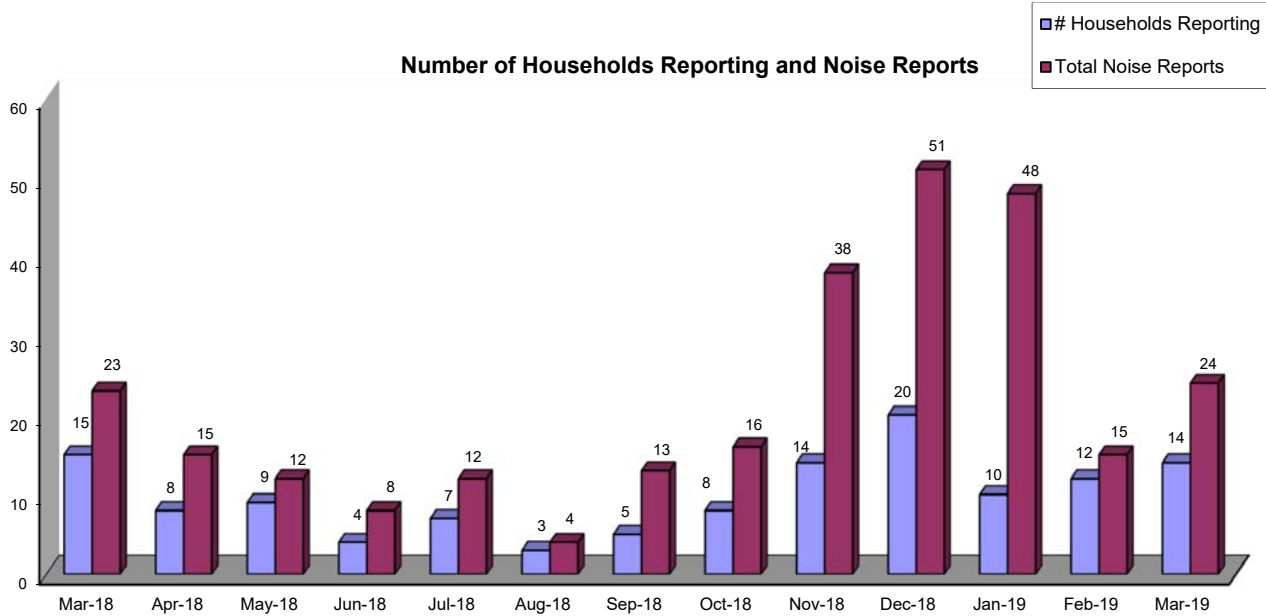
COOPERATIVE NOISE ABATEMENT EFFORT

Month of March

May 23, 2019

Number of households that contacted FXE to report aircraft noise this month:

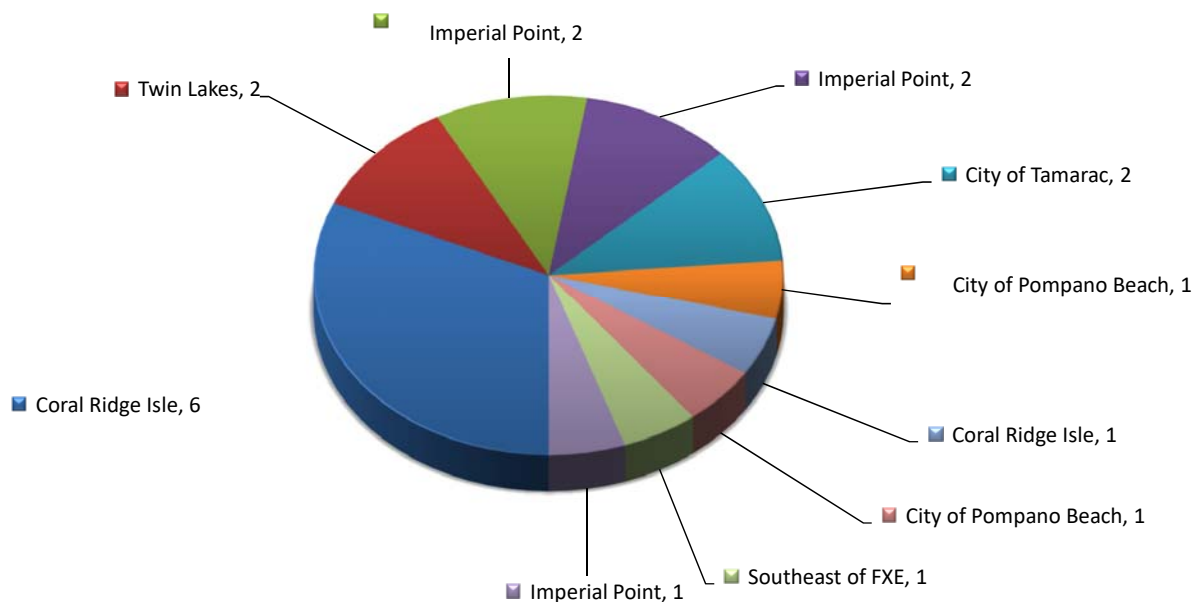
14



Noise Reports by Households

10 Households Made 19 Aircraft Noise Reports or 79% of the 24 Total Noise Reports

Note: 4% of the Noise Reports were regarding FLL aircraft and incorrectly submitted to FXE.



COOPERATIVE NOISE ABATEMENT EFFORT

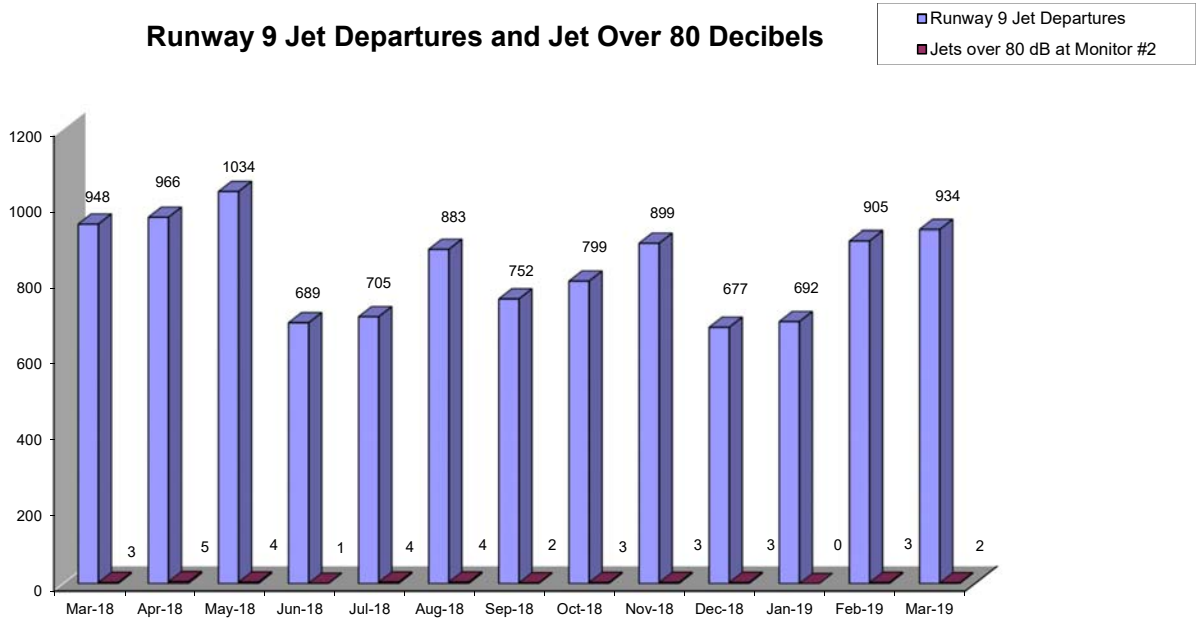
Month of March

May 23, 2019

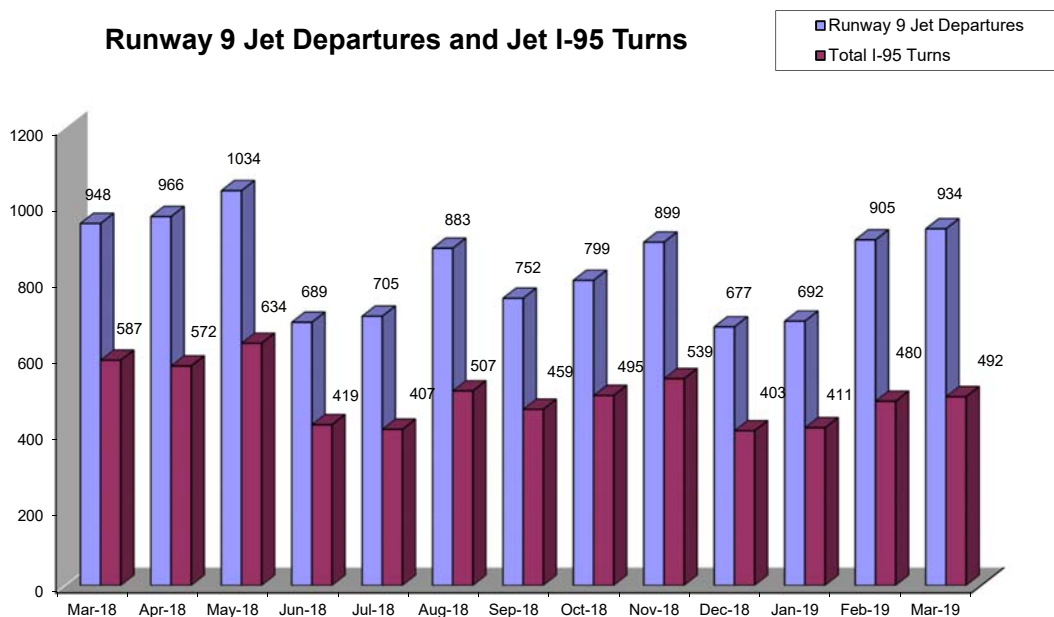
Number of Runway 9 Jet Departures over 80 decibels:

2

Runway 9 Jet Departures and Jet Over 80 Decibels



Runway 9 Jet Departures and Jet I-95 Turns

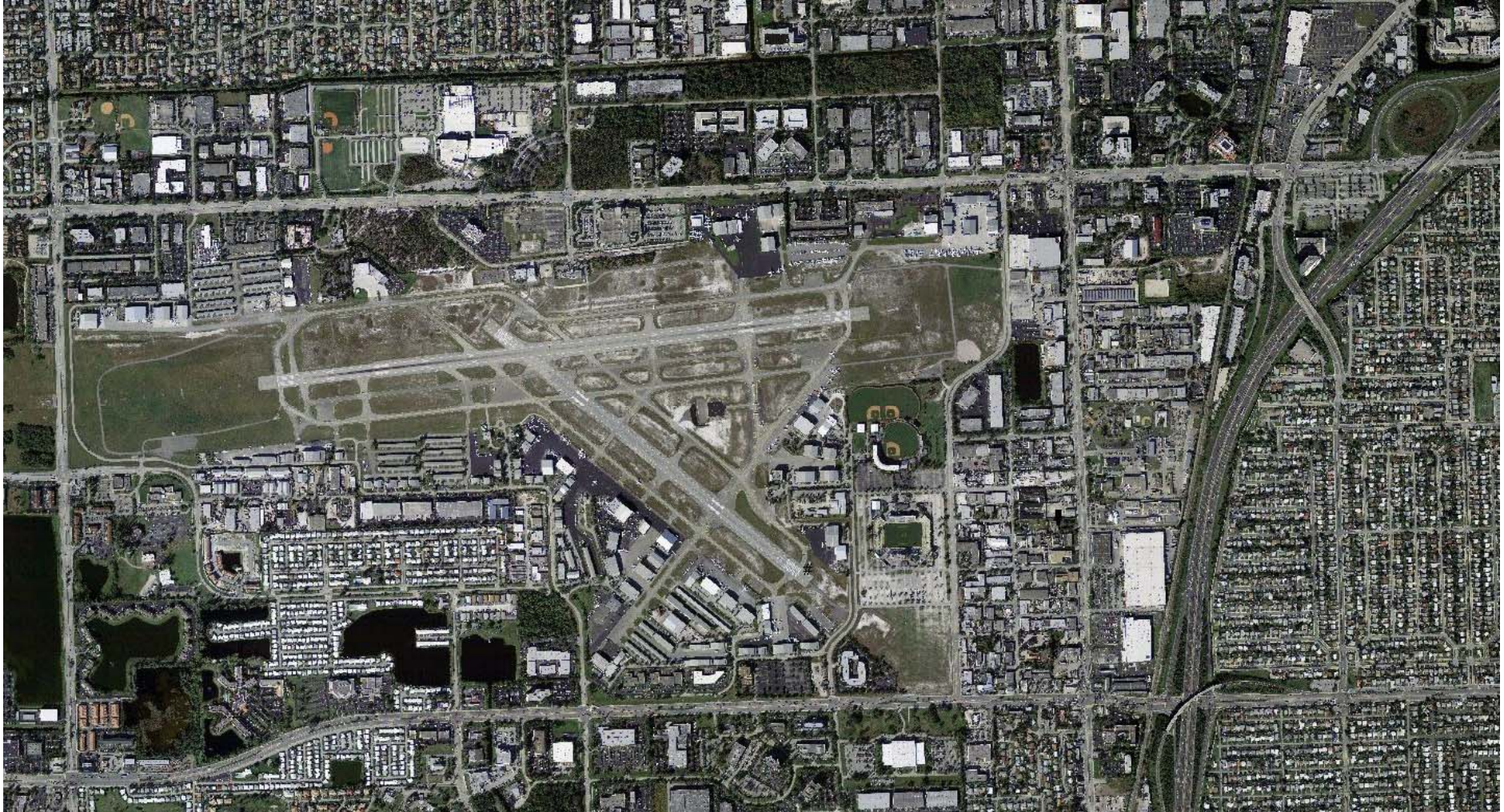


COOPERATIVE NOISE ABATEMENT EFFORT

Month of March

May 23, 2019

Percentage of Jet Departures Per Runway





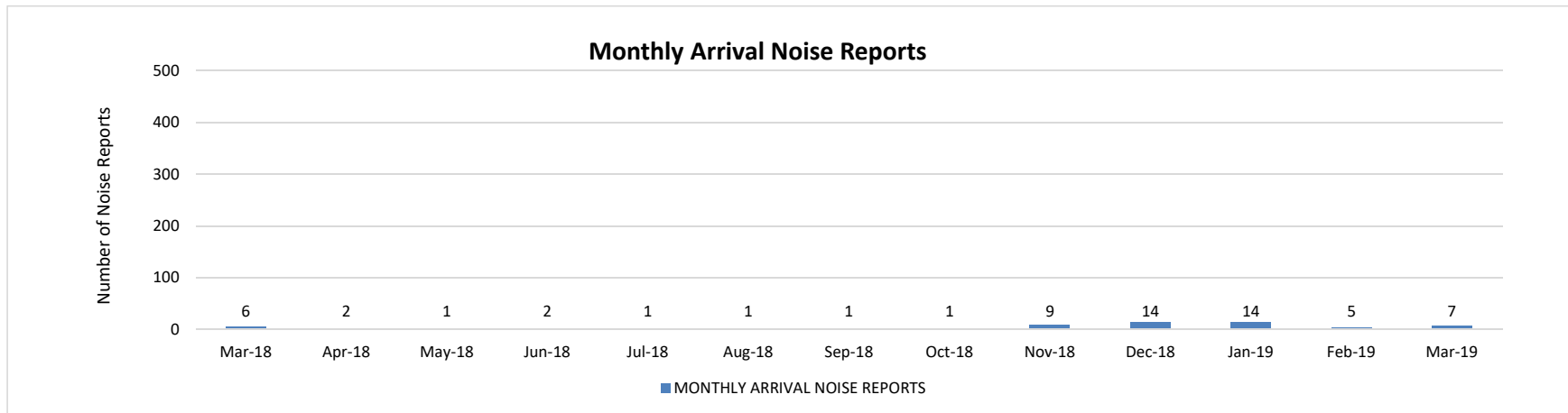
COOPERATIVE NOISE ABATEMENT EFFORT

Month of March

May 23, 2019

ARRIVAL NOISE REPORTS

Operations	Mar-18	Apr-18	May-18	Jun-18	Jul-18	Aug-18	Sep-18	Oct-18	Nov-18	Dec-18	Jan-19	Feb-19	Mar-19	TOTALS
NOISE REPORTS: ARRIVALS														
# Noise Reports - Runway 9 Arrivals														
Jet	1	1	0	0	1	1	0	0	0	0	1	0	1	6
Prop	1	0	0	0	0	0	1	1	0	0	0	0	1	4
# Noise Reports - Runway 13 Arrivals														
Jet	0	0	0	0	0	0	0	0	0	0	0	0	0	0
Prop	0	0	0	0	0	0	0	0	0	0	2	0	0	2
# Noise Reports - Runway 27 Arrivals														
Jet	1	0	1	0	0	0	0	0	7	8	2	3	2	24
Prop	1	0	0	1	0	0	0	0	1	3	5	2	0	13
# Noise Reports - Runway 31 Arrivals														
Jet	1	0	0	0	0	0	0	0	0	0	0	0	0	1
Prop	0	0	0	1	0	0	0	0	1	0	4	0	2	8
# Noise Reports - Helicopters Arrivals														
Helicopters	1	1	0	0	0	0	0	0	0	1	2	0	1	6
MONTHLY ARRIVAL NOISE REPORTS	6	2	1	2	1	1	1	1	9	14	14	5	7	64





COOPERATIVE NOISE ABATEMENT EFFORT

Month of April

May 23, 2019

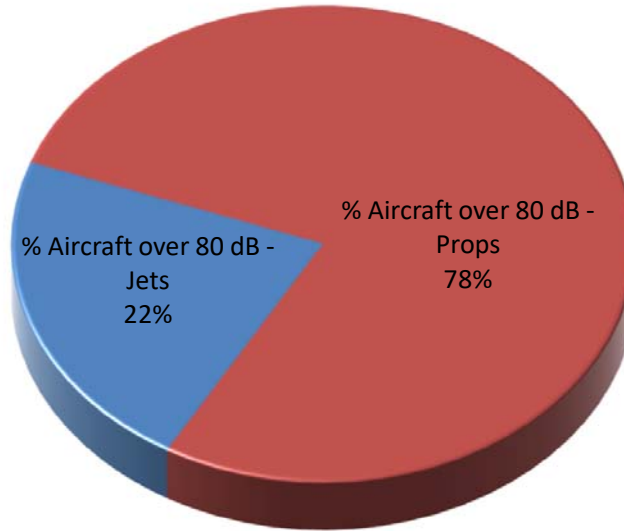
Operations	Apr-18	May-18	Jun-18	Jul-18	Aug-18	Sep-18	Oct-18	Nov-18	Dec-18	Jan-19	Feb-19	Mar-19	Apr-19
Total Jet Departures	1282	1073	992	887	911	786	971	1273	1129	1216	1108	1299	1149
Runway 27 Jet Departures	315	31	300	181	27	29	172	368	443	516	202	362	260
Runway 9 Jet Departures	966	1034	689	705	883	752	799	899	677	692	905	934	883
Runway 13/31 Jet Departures	1	8	3	1	1	5	0	6	9	8	1	3	6
Jet Departures Rwy 9													
Total I-95 Turns	572	634	419	407	507	459	495	539	403	411	480	492	488
% I-95 Turns	59%	61%	61%	58%	57%	61%	62%	60%	60%	59%	53%	53%	55%
Jets over 80 dB at Monitor #2	5	4	1	4	4	2	3	3	3	0	3	2	2
Prop Departures Rwy 9													
Props over 80 dB at Monitor #2	4	5	3	4	3	6	6	9	9	16	11	8	7
Nighttime Jet Deps (10 p.m. - 7 a.m.)													
Total Nighttime Jet Departures	104	84	83	78	71	65	84	121	100	101	96	87	94
Nighttime Rwy 27 Jet Deps.	41	2	27	8	0	5	14	31	34	40	21	33	19
Nighttime Rwy 9 Jet Deps.	63	82	56	70	71	60	70	90	66	61	75	54	75
Nighttime Rwy 13/31 Jet Deps.	0	0	0	0	0	0	0	0	0	0	0	0	0
Nighttime Jet Deps Runway 9													
Nighttime I-95 Turns (11 p.m.-7 a.m.)	36	54	42	46	52	43	43	55	41	34	47	36	45
Nighttime Straight-Out (11 p.m. - 7 a.m.)	12	22	10	18	13	14	10	17	12	15	16	11	16
Nighttime Events Over 80 dB	0	0	0	0	0	0	1	1	0	0	0	0	0
Noise Reports													
	Apr-18	May-18	Jun-18	Jul-18	Aug-18	Sep-18	Oct-18	Nov-18	Dec-18	Jan-19	Feb-19	Mar-19	Apr-19
Noise Reports by Aircraft Category at FXE													
# Noise Reports - Jets	9	5	2	7	3	8	9	20	28	11	4	12	5
# Noise Reports - Propellers	3	2	6	4	1	5	4	11	14	11	8	10	3
# Noise Reports - Helicopters	1	0	0	0	0	0	0	0	1	2	0	1	1
# Noise Reports - Unmatched	1	0	0	0	0	0	1	0	0	0	0	0	0
# Noise Reports - FLL & Other Overflights	1	5	0	1	0	0	2	7	8	24	3	1	3
Total Noise Reports	15	12	8	12	4	13	16	38	51	48	15	24	12
# Households Reporting	8	9	4	7	3	5	8	14	20	10	12	14	6

Notes:

Monthly Operations over 80dB Per Airplane Type

Percentage of Departures Over 80 dB per Airplane Type: 0.2%

2
Out of
1149
0.2% of Jets Departures were over 80 dB.

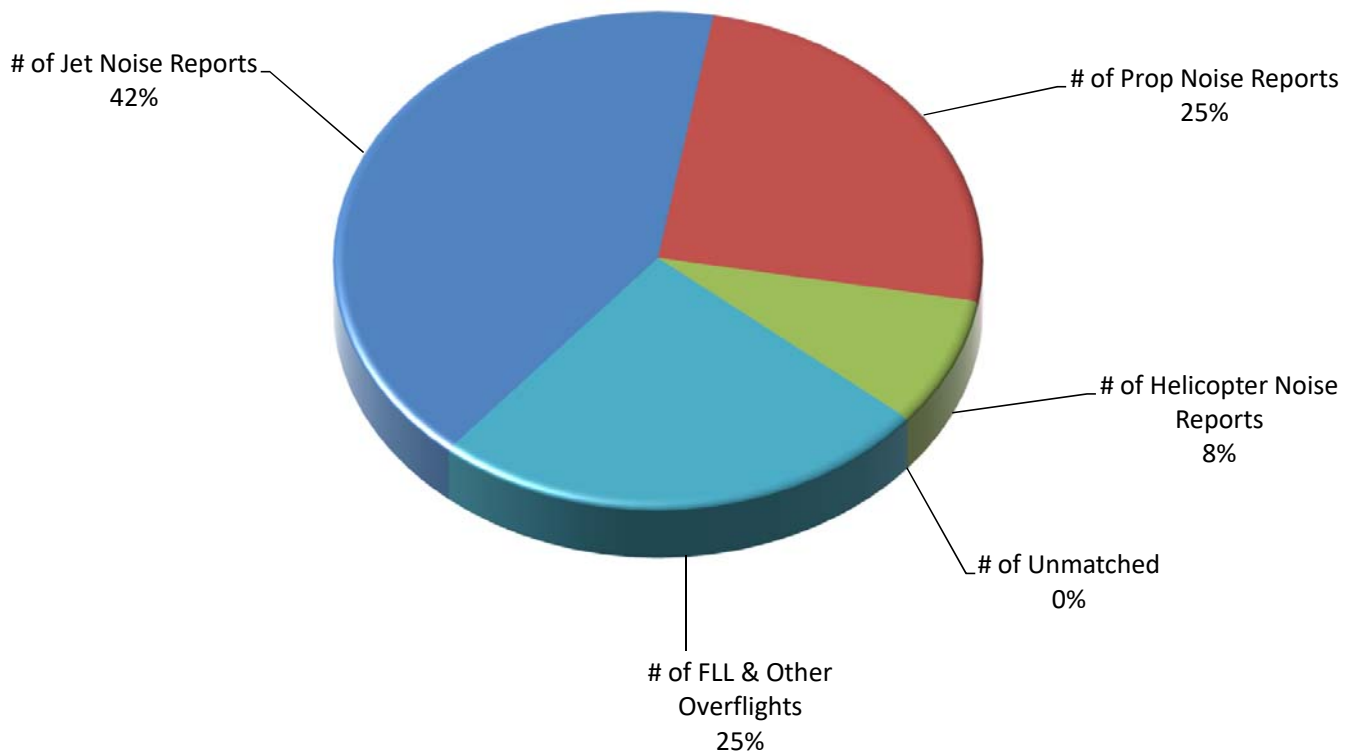


7
Out of
4569
0.2% of Propeller Departures were over 80 dB.

 % Aircraft over 80 dB - Jets

 % Aircraft over 80 dB - Props

Monthly Noise Reports Per Airplane Type



COOPERATIVE NOISE ABATEMENT EFFORT

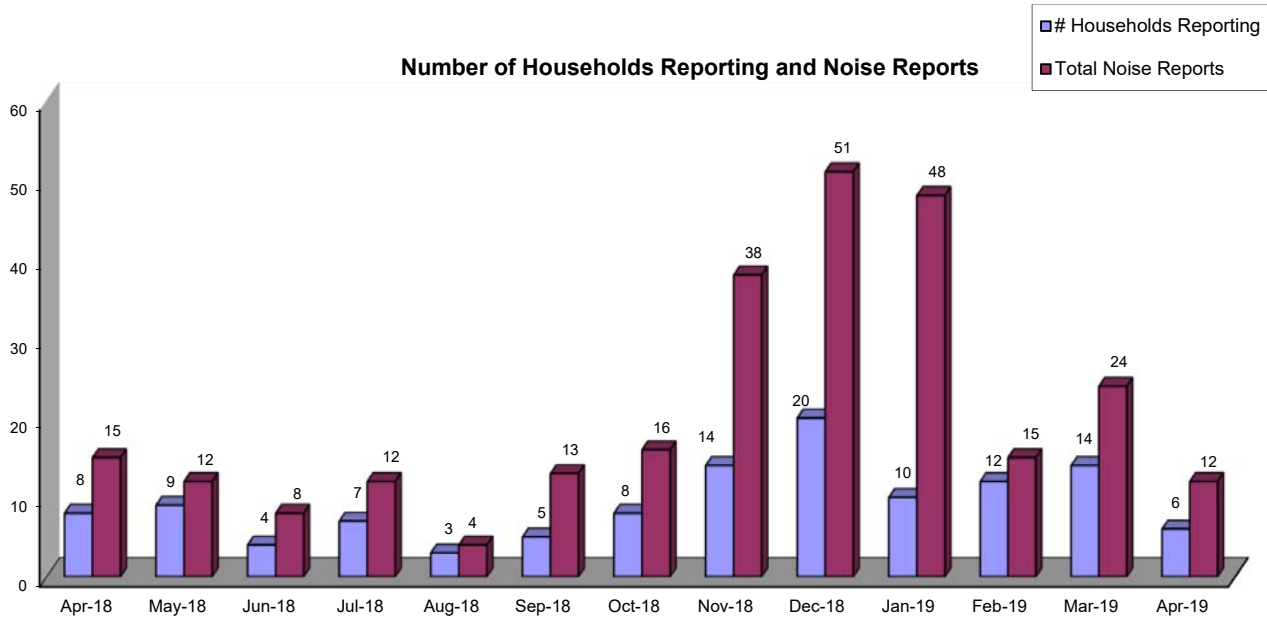
Month of April

May 23, 2019

Number of households that contacted FXE to report aircraft noise this month:

6

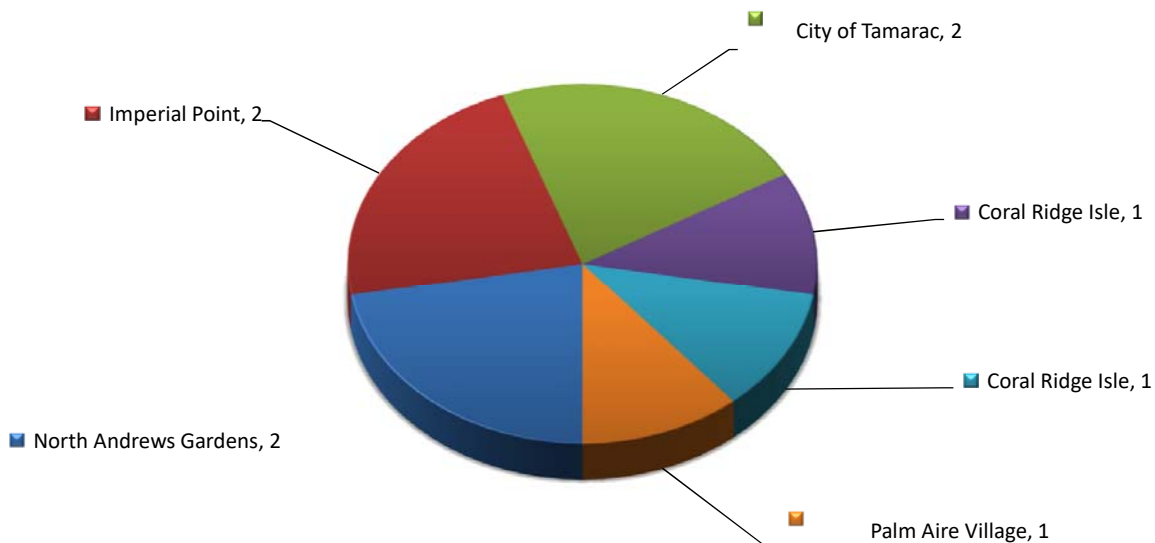
Number of Households Reporting and Noise Reports



Noise Reports by Households

6 Households Made 9 Aircraft Noise Reports or 75% of the 12 Total Noise Reports

Note: 25% of the Noise Reports were regarding FLL aircraft and incorrectly submitted to FXE.



COOPERATIVE NOISE ABATEMENT EFFORT

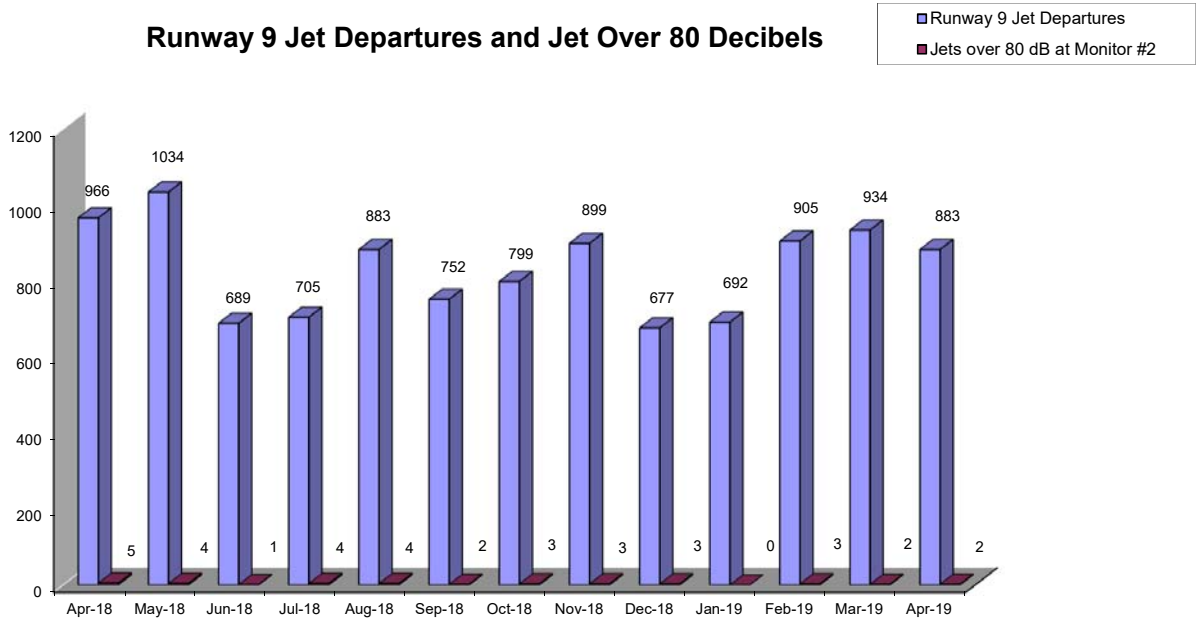
Month of April

May 23, 2019

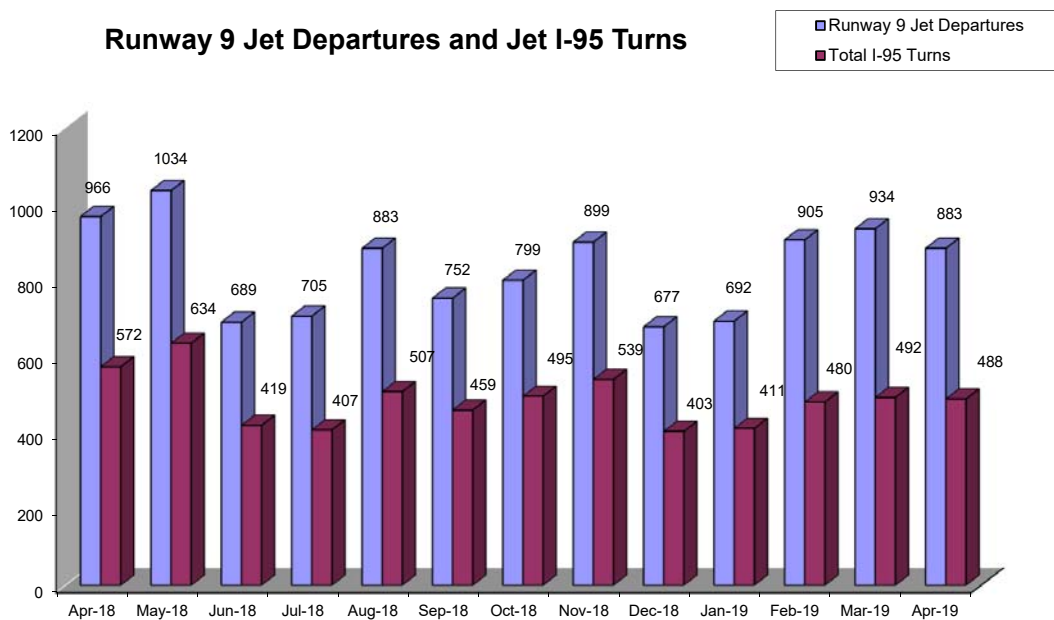
Number of Runway 9 Jet Departures over 80 decibels:

2

Runway 9 Jet Departures and Jet Over 80 Decibels



Runway 9 Jet Departures and Jet I-95 Turns




COOPERATIVE NOISE ABATEMENT EFFORT

Month of April

May 23, 2019

Percentage of Jet Departures Per Runway





COOPERATIVE NOISE ABATEMENT EFFORT

Month of April

May 23, 2019

ARRIVAL NOISE REPORTS

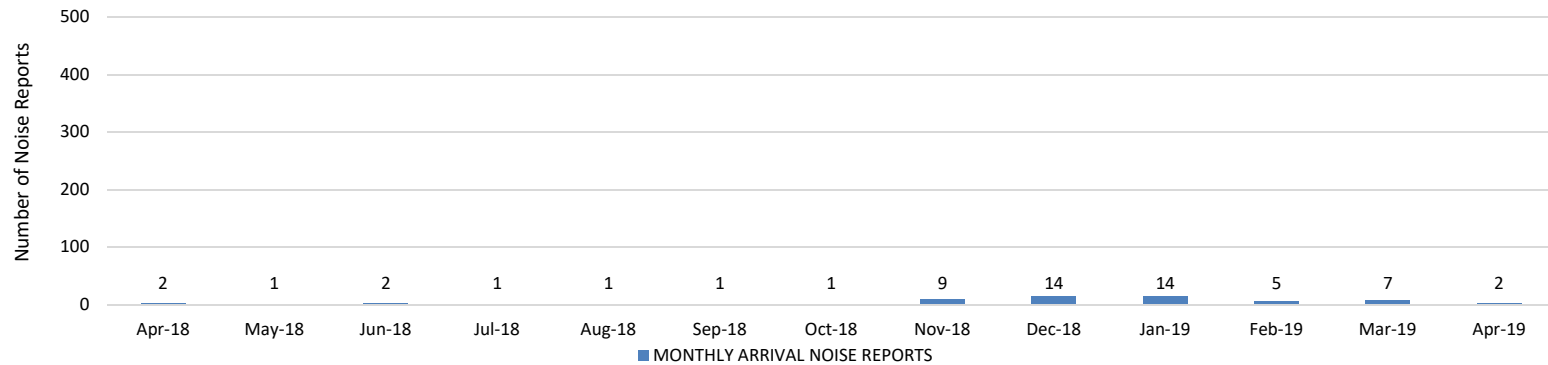
Operations

Apr-18 May-18 Jun-18 Jul-18 Aug-18 Sep-18 Oct-18 Nov-18 Dec-18 Jan-19 Feb-19 Mar-19 Apr-19 TOTALS


NOISE REPORTS: ARRIVALS

	Apr-18	May-18	Jun-18	Jul-18	Aug-18	Sep-18	Oct-18	Nov-18	Dec-18	Jan-19	Feb-19	Mar-19	Apr-19	TOTALS
# Noise Reports - Runway 9 Arrivals														
Jet	1	0	0	1	1	0	0	0	0	1	0	1	1	6
Prop	0	0	0	0	0	1	1	0	0	0	0	1	0	3
# Noise Reports - Runway 13 Arrivals														
Jet	0	0	0	0	0	0	0	0	0	0	0	0	0	0
Prop	0	0	0	0	0	0	0	0	2	0	0	0	0	2
# Noise Reports - Runway 27 Arrivals														
Jet	0	1	0	0	0	0	0	7	8	2	3	2	0	23
Prop	0	0	1	0	0	0	0	1	3	5	2	0	0	12
# Noise Reports - Runway 31 Arrivals														
Jet	0	0	0	0	0	0	0	0	0	0	0	0	0	0
Prop	0	0	1	0	0	0	0	1	0	4	0	2	0	8
# Noise Reports - Helicopters Arrivals														
Helicopters	1	0	0	0	0	0	0	0	1	2	0	1	1	6
MONTHLY ARRIVAL NOISE REPORTS	2	1	2	1	1	1	1	9	14	14	5	7	2	60

Monthly Arrival Noise Reports



UPDATE ITEM B

DATE: May 23, 2019
TO: Aviation Advisory Board 
FROM: Rufus A. James, Airport Manager
BY: Carlton M. Harrison, Assistant Airport Manager
SUBJECT: Development and Construction

12188 – ADMINISTRATION BUILDING RENOVATIONS

The Airport Administration Building Renovation Project has reached substantial completion. The project expanded and renovated the Airports administrative offices with the inclusion of new conference room spaces, offices, training areas as well as the incorporation of energy saving techniques and green initiatives. A master punchlist has been created to resolve outstanding issues prior to facility turnover.

March 2019

Airport Operations	Mar-18	Mar-19
Total Operations	17,178	15,247
12 Month Cumulative	183,112	176,253
Operations 22:00 to 7:00	414	492
Average Operations per Night	13	16
Customs Operations	Mar-18	Mar-19
Total Aircraft Cleared	1,410	1,353
12 Month Cumulative	13,292	12,588
Total Passenger/Crew Cleared	5,540	5,491
12 Month Cumulative	50,998	52,235
Helistop Operations	Mar-18	Mar-19
Total Operations	84	130
12 Month Cumulative	738	866

Date	Alert Level	AC Type	Problem
3/3/19	II	King Air 200	Left engine lost power in flight
3/9/19	II	CE650	Reverse thruster unlocked in flight
3/17/19	II	C340	Unsafe gear indication
3/19/19	I	Cessna Skyhawk	Brake problem
3/23/19	I	C182	Radio failure
3/24/19	II	P12	Cracked windshield

April 2019


Airport Operations	Apr-18	Apr-19
Total Operations	17,244	16,479
12 Month Cumulative	185,632	175,488
Operations 22:00 to 7:00	592	459
Average Operations per Night	20	16

Customs Operations	Apr-18	Apr-19
Total Aircraft Cleared	1,338	1,198
12 Month Cumulative	13,246	12,448
Total Passenger/Crew Cleared	5,573	4,916
12 Month Cumulative	51,136	51,578

Helistop Operations	Apr-18	Apr-19
Total Operations	80	60
12 Month Cumulative	818	846

Date	Alert Level	AC Type	Problem
4/3/19	II	Lear 55	Left engine lost power
4/5/19	I	Piper Navajo	Flat nose tire
4/7/19	I	Piper JJA Cub	Radio failure
4/8/19	I	Mooney	Radio failure
4/12/19	I	Cessna Skyhawk	Flat right main tire
4/17/19	I	Diamond Katana	Flat right main tire
4/24/19	I	Diamond Twinstar	Unsafe gear indication
4/27/19	I	Piper PA II	Engine stall after landing
4/27/19	I	Piper Meridian	Flat left main tire

UPDATE ITEM C

DATE: May 23, 2019
TO: Aviation Advisory Board 
FROM: Rufus A. James, Airport Manager
BY: Diana McDowell, Administrative Assistant II
SUBJECT: Arrearages

Rent


Lots 23, 24 – Cypress Commerce, Ltd.

- Sales Tax on 2017 Property Taxes \$9,456.33

Fuel Flowage

There are no arrearages to report.

UPDATE ITEM D

DATE: May 23, 2019
TO: Aviation Advisory Board 
FROM: Rufus A. James, Airport Manager
BY: Florence Straugh, Noise Abatement Officer
SUBJECT: Fort Lauderdale-Hollywood International Airport (FLL) Update

FLL Update

Attached is a News Release by Broward County regarding the Fort Lauderdale-Hollywood International Airport (FLL), in which the county owns and operates (Exhibit 1).

The News Release concerns the Alternating Airport Runway Closures.

The South Runway will be closed for three (3) days beginning on Monday, May 20, 2019 at 10:00 p.m. until Friday, May 24, 2019 at 6:00 a.m. for repairs and maintenance.

The North Runway will be close for up to four (4) months beginning on Monday, June 3, 2019 at midnight for major reconstruction.

For more information, call Broward County Aviation Department at 954-359-6100.



Alternating Airport Runway Closures Begin May 20, 2019

- Repair, maintenance and reconstruction work planned -

BROWARD COUNTY, FL – In the coming weeks both runways at Broward County's Fort Lauderdale-Hollywood International Airport (FLL) will be closed at different times for maintenance and reconstruction. The **South Runway** will close for three days beginning Monday, May 20, 2019, at 10PM for repairs and maintenance and will reopen on Friday, May 24 at 6AM. During this period all aircraft will use the North Runway, FLL's primary and oldest runway.

North Runway Closure for Major Reconstruction

On Monday, June 3, the North Runway will close at midnight for up to four months as part of a \$90 million rehabilitation project that will include rebuilding and resurfacing the runway and associated taxiways. Portions of the runway date back to 1943 when the U.S. Navy built it during World War II for the Fort Lauderdale Naval Training Base. The last significant improvements to the North Runway were made in 2004, more than 15 years ago. During the reconstruction activity, all flights will operate on the South Runway.

The rehabilitation work will include replacing the runway's 75-foot center portion with concrete to extend its life 30 plus years; repaving of the runway's shoulders with asphalt as well as electrical and signage systems upgrades. Drainage enhancements will help dissipate water from the runway and surrounding area during heavy rainfall.

Additionally, taxiway upgrades will feature more modern and efficient designs. The Federal Aviation Administration will update runway status lights during the construction activity. The rehabilitation project, led by General Asphalt Co., will employ approximately 150-200 construction workers.

Historically, the North Runway handles approximately 70 percent of flight operations at FLL. During its closure, residents east and west of the South Runway may experience increased noise. This situation, however, will return to normal conditions once the North Runway reopens.

Ron Gardner Viewing Area Temporary Closure

Please note, the Ron Gardner Aircraft Viewing Area on the southwestern side of the

North Runway will be closed to the public Wednesday, May 15 through late September. It will be used to stage construction equipment and as a temporary concrete plant.

Preliminary taxiway construction, which started in late March, is currently underway on the North Runway. Media interested in a tour of the taxiway upgrades should contact the Airport's Public Information Officer Greg Meyer.

For North Runway updates, visit the project's [dedicated page](#) on the airport's website.

About Broward's Fort Lauderdale-Hollywood International Airport (FLL)

The Aviation Department is a self-supporting department of the Broward County Board of County Commissioners. It does not rely on local tax dollars for operations and capital improvements. FLL is located in Greater Fort Lauderdale in the heart of Florida's Gold Coast. The Airport is currently ranked 19th in the United States in total passenger traffic and 14th in domestic origin and destination passengers. With more than 350 departures a day, the Airport offers nonstop service to more than 75 U.S. cities and global connectivity to more than 60 international destinations in 33 countries. The Aviation Department also operates the North Perry Airport, a general aviation airport for private and charter aircraft operators. Call 954-359-6100 for more information. For updates on airport programs and services, follow us on [Twitter](#), like us on [Facebook](#) or visit [fill.net](#).

DATE: May 9, 2019

MEDIA CONTACT: Greg Meyer, Public Information Officer
Broward County Aviation Department

PHONE: 954-359-6116

EMAIL: gmeyer@broward.org