


ITEM 1

DATE: February 28, 2019
TO: Aviation Advisory Board 
FROM: Rufus A. James, Airport Manager
SUBJECT: Parcel 8AB Master Utility License Agreement

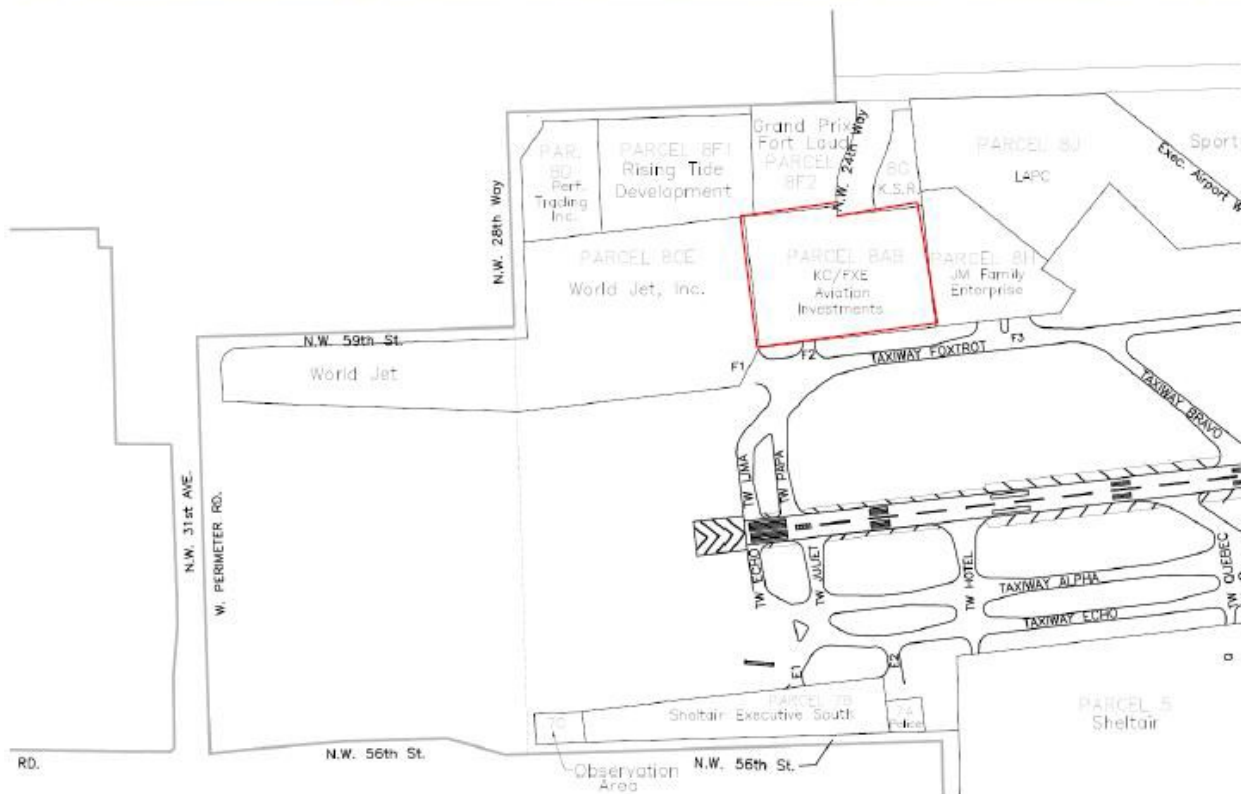
KC FXE Aviation Investments, LLC (KC FXE) leases Parcel 8AB at the Fort Lauderdale Executive Airport (Exhibit 1). Parcel 8AB consists of 8.68 acres of aviation property (FXE) under a 30-year Lease Agreement dated November 1, 2009, which is scheduled to expire on October 31, 2039. The property has been improved with 3 small hangars totaling 29,520 square feet of hangar and FBO office space. The property is currently under construction with additional improvements that will include 2 corporate sized hangars with attached offices, workshops, and associated parking.

A License Agreement between the City of Fort Lauderdale and Florida Power & Light Company is required for the installation of utility lines to the facilities. In addition to the installation of utilities, the Agreement ensures restoration of service and application of wind resistant technologies when able. The City Attorney's Office reviewed the Agreement and find it acceptable.


Staff Recommendation

Staff recommends entering into a Master License Agreement with Florida Power & Light Company for the installation of utility lines for the KC FXE Aviation Investments, LLC Lease on Parcel 8AB.

ITEM 1 EXHIBIT 1



ITEM 2

DATE: February 28, 2019
TO: Aviation Advisory Board 
FROM: Rufus A. James, Airport Manager
SUBJECT: Parcel 9, 32, 33 Master Utility License Agreement

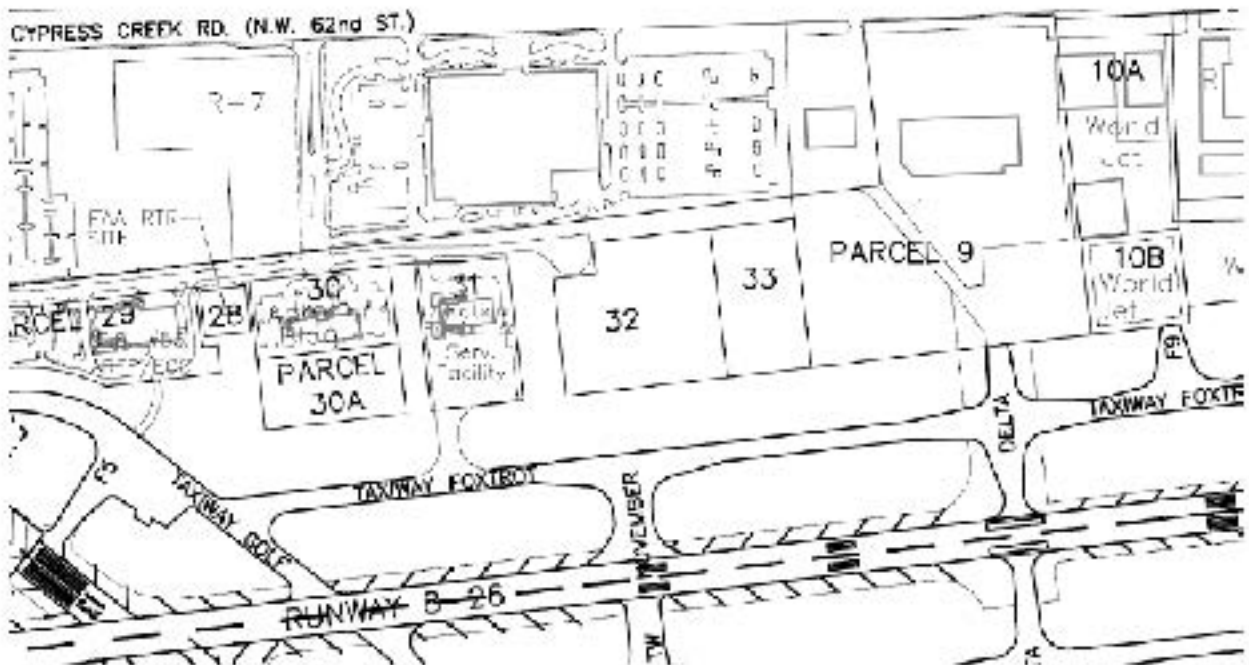
Sheltair FXE Northside, LLC (Sheltair) Leases Parcel 9, 32, and 33 at the Fort Lauderdale Executive Airport (Exhibit 1). Parcel 9, 32 and 33 consists of 18.16 acres of aviation property at the Fort Lauderdale Executive Airport (FXE) under a 33-year Lease Agreement dated November 1, 2015, which is scheduled to expire on March 31, 2048. The property is currently under construction, and when completed it will include improvements consisting of 8 corporate sized hangars with attached offices, workshops, associated parking, and 1 terminal lobby.

In order to complete development of the site, a License Agreement between the City of Fort Lauderdale and Florida Power & Light Company is required for the installation of utility lines. In addition to the installation of utilities, the Agreement ensures restoration of service and application of wind resistant technologies when able. The City Attorney's Office reviewed the Agreement and find it to be acceptable.


Staff Recommendation

Staff recommends entering into a Master License Agreement with Florida Power & Light Company for the installation of utility lines for the Sheltair FXE Northside, LLC Lease on Parcels 9, 32, and 33.

ITEM 2
EXHIBIT 1



ITEM 3

DATE: February 28, 2019
TO: Aviation Advisory Board 
FROM: Rufus A. James, Airport Manager
BY: Fernando Blanco, Airport Engineer/PM II
SUBJECT: Fort Lauderdale Executive Airport Elevator Repair and Modernization at Downtown Helistop – Project 12261 – Contract Award – Maverick United Elevator, LLC

The John Fuhrer Downtown Helistop has been serving the local business community since 2002. The Helistop consists of an elevated flight deck, lobby, elevator, and two sets of exterior stairs accessing the flight deck on the east and west sides of the Helistop. The flight deck is accessed from the lobby by a service elevator that has had numerous operational issues during the past few years.

The Airport prepared bid specifications in order to address the operational issues as well as to modernize the elevator systems. The specifications called for upgrading the existing power unit and controller, upgrading the lighting system, replacing the hinged door framing in the flight deck, replacing the fan and thermostat in the electrical room and mini-split ductless air conditioning system in the mechanical room, installation of fire alarm initiating devices, installation of flush mounted warning lights on the flight deck to notify when the elevator doors are opening, as well as several other upgrades to the system.

The project was advertised on December 20, 2018. A total of two (2) bids were received on February 14, 2019 and are listed below:

Maverick United Elevator, LLC	\$159,000
A&A Elevator Corp.	\$225,593

The bid submitted by Maverick United Elevator, LLC of Medley, FL, has met all of the specifications of the bid and has been deemed the low cost, responsive and responsible bidder.

Funds for the award of the contract are available within the project budget.

Staff Recommendation:

The staff recommends award of the contract to the low responsive bidder, Maverick United Elevator, LLC of Medley, FL in the amount of \$159,000 for the Elevator Repair and Modernization at the Downtown Helistop.

ITEM 4

DATE: February 28, 2019
TO: Aviation Advisory Board 
FROM: Rufus A. James, Airport Manager
BY: Fernando Blanco, Airport Engineer/PM II
SUBJECT: Fort Lauderdale Executive Airport U.S. Customs & Border Protection
Facility Canopy Installation – Project 12290 – Contract Award – Walker
Design & Construction Co.

This project consists of the design and installation of a custom canopy at the front of the Fort Lauderdale Executive Airport U.S. Customs & Border Protection Facility. The proposed canopy shall be pre-fabricated from aluminum with colors to match the existing building. The canopy is intended to provide weather protection for all building users by providing a covered passage for the employees and visitors from the parking lots to the building.

On October 16, 2018 a Request for Proposal (RFP) was issued for the above project. The RFP required the firms to provide design, permitting, and construction services for the installation of the canopy. On December 4th, 2018 a total of three firms submitted proposals to the RFP:

Big Span Structures, LLC.
Hatcher Construction & Development.
Walker Design & Construction Co.

On January 10, 2019 the evaluation committee, consisting of City and Airport staff, met with Procurement to evaluate and rank the firms based on the evaluation criteria listed in the RFP. After discussion between members the firms were ranked as follows:

Walker Design & Construction (1st Place)
Hatcher Construction & Development (2nd Place)
Big Span Structures, LLC (Disqualified due to not submitting required information)

Funds for the award of the contract are available within the project budget.

Staff Recommendation:

The staff recommends award of the contract to the low responsive bidder, Walker Design & Construction Co., of Boca Raton, FL in the amount of \$518,851 for the U.S. Customs & Border Protection Facility Canopy Installation.

UPDATE ITEM A

DATE: February 28, 2019
TO: Aviation Advisory Board
FROM: Rufus A. James, Airport Manager
BY: Florence Straugh
SUBJECT: Noise Compatibility Program Update

State of Florida Statute, Chapter 333, Airport Zoning - Requiring Compliance of City Unified Land Development Regulations

As you may already know, the State of Florida amended Florida Statute (F.S.), Chapter 333, Airport Zoning. According to F.S. 333.03, the State requires the adoption of airport zoning regulations for aviation facilities. Public-use aviation facility owners are mandated to codify existing federal requirements for airport protection zones.

The City of Fort Lauderdale owns the Fort Lauderdale Executive Airport (FXE) and John Fuhrer Downtown Heliport (DT1). Therefore, the City proposes amendments to the Unified Land Development Regulations (ULDR) ordinance to conform with the State mandate.

The Airport initiated the project and has worked with aviation consultants who have expertise in federal and state airport zoning as well as the City Attorney's Office (CAO) and Department of Sustainable Development (DSD), who oversee the planning and zoning regulations for the City. The consultant assisted the City during the development of the code to ensure the aviation elements. The Airport managed the coordination efforts of the project in moving forward.

A Public Outreach Informational Meeting was held on Thursday, February 21, 2019 from 5:00 p.m. to 7:00 p.m. at the Airport. The meeting consisted of exhibits of the maps and information related to the State's requirements for Airport Zoning and the City's proposed amendments. The meeting was an open-forum meeting in which attendees were free to visit anytime during the meeting. A short scrolling presentation with slides explained the regulatory requirements and displayed the protection zone maps for each facility. Airport staff and consultants were available to greet the public and answer questions. Although there were no attendees from the public, a PDF copy of the presentation was posted on the Airport's website.

A public presentation will be made to the Aviation Advisory Board in April 2019 which will occur after the amendments are presented to the Planning and Zoning Board, who will vote on the amendment to accept. The amendments will have two public readings at the each of the two Commission meetings in May 2019.

Monthly Noise and Operations Tables

Below is the summary of the monthly noise statistics for January 2019 and attached are the corresponding noise tables and graphs.

	Jan-19
Total Jet Departures	1216
Runway 27 Jet Departures	516
Runway 9 Jet Departures	692
Runway 13-31 Jet Departures	8
Total I-95 Turns - Rwy 9 Jet Deps	411
% I-95 Turns - Rwy 9 Jet Deps	59%
Jet Events over 80 dB at Monitor #1	26
Jet Events over 80 dB at Monitor #2	0
No. of Households Reporting	10
No. of Noise Reports	48



COOPERATIVE NOISE ABATEMENT EFFORT

Month of January

February 28, 2019

Operations	Jan-18	Feb-18	Mar-18	Apr-18	May-18	Jun-18	Jul-18	Aug-18	Sep-18	Oct-18	Nov-18	Dec-18	Jan-19
Total Jet Departures	1186	1257	1504	1282	1073	992	887	911	786	971	1273	1129	1216
Runway 27 Jet Departures	392	37	545	315	31	300	181	27	29	172	368	443	516
Runway 9 Jet Departures	785	1209	948	966	1034	689	705	883	752	799	899	677	692
Runway 13/31 Jet Departures	9	11	11	1	8	3	1	1	5	0	6	9	8
Jet Departures Rwy 9													
Total I-95 Turns	476	725	587	572	634	419	407	507	459	495	539	403	411
% I-95 Turns	61%	60%	62%	59%	61%	61%	58%	57%	61%	62%	60%	60%	59%
Jets over 80 dB at Monitor #2	6	7	3	5	4	1	4	4	2	3	3	3	0
Prop Departures Rwy 9													
Props over 80 dB at Monitor #2	11	6	1	4	5	3	4	3	6	6	9	9	16
Nighttime Jet Deps (10 p.m. - 7 a.m.)													
Total Nighttime Jet Departures	94	106	128	104	84	83	78	71	65	84	121	100	101
Nighttime Rwy 27 Jet Deps.	33	8	55	41	2	27	8	0	5	14	31	34	40
Nighttime Rwy 9 Jet Deps.	60	96	73	63	82	56	70	71	60	70	90	66	61
Nighttime Rwy 13/31 Jet Deps.	1	2	0	0	0	0	0	0	0	0	0	0	0
Nighttime Jet Deps Runway 9													
Nighttime I-95 Turns (11 p.m.-7 a.m.)	40	52	46	36	54	42	46	52	43	43	55	41	34
Nighttime Straight-Out (11 p.m. - 7 a.m.)	8	30	19	12	22	10	18	13	14	10	17	12	15
Nighttime Events Over 80 dB	0	0	0	0	0	0	0	0	0	1	1	0	0
Noise Reports													
	Jan-18	Feb-18	Mar-18	Apr-18	May-18	Jun-18	Jul-18	Aug-18	Sep-18	Oct-18	Nov-18	Dec-18	Jan-19
Noise Reports by Aircraft Category at FXE													
# Noise Reports - Jets	11	17	9	9	5	2	7	3	8	9	20	28	11
# Noise Reports - Propellers	7	8	5	3	2	6	4	1	5	4	11	14	11
# Noise Reports - Helicopters	14	1	1	1	0	0	0	0	0	0	0	1	2
# Noise Reports - Unmatched	1	1	0	1	0	0	0	0	0	1	0	0	0
# Noise Reports - FLL & Other Overflights	6	4	8	1	5	0	1	0	0	2	7	8	24
Total Noise Reports	39	31	23	15	12	8	12	4	13	16	38	51	48
# Households Reporting	18	14	15	8	9	4	7	3	5	8	14	20	10

Notes:

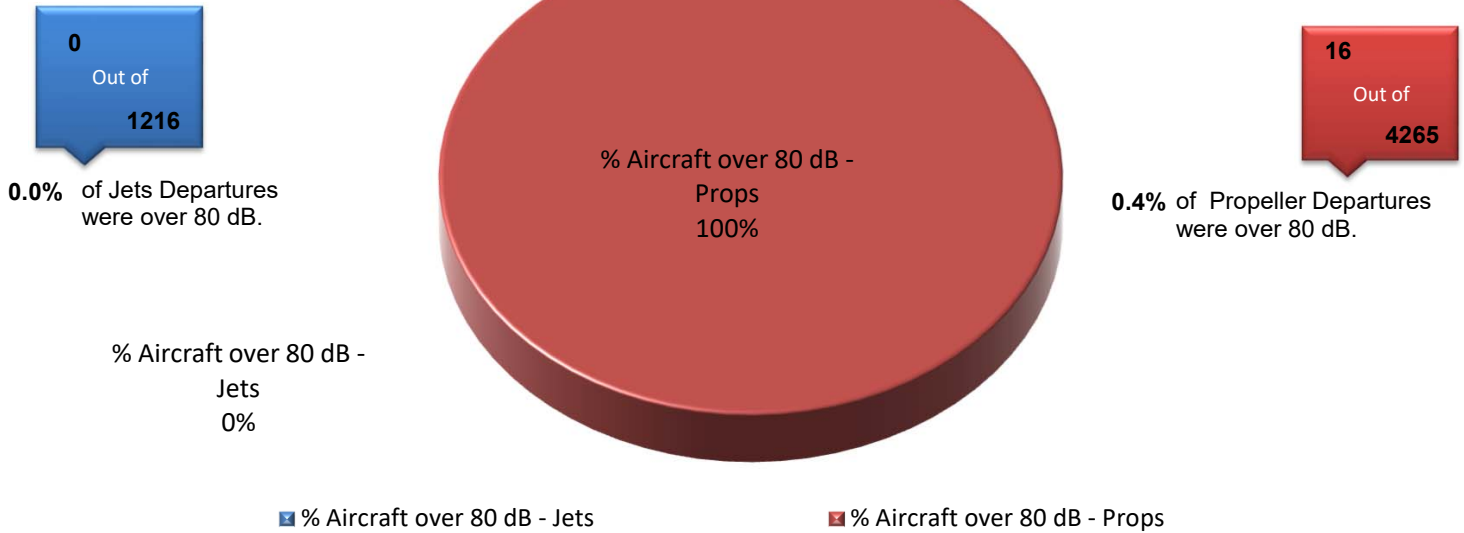
COOPERATIVE NOISE ABATEMENT EFFORT

Month of January

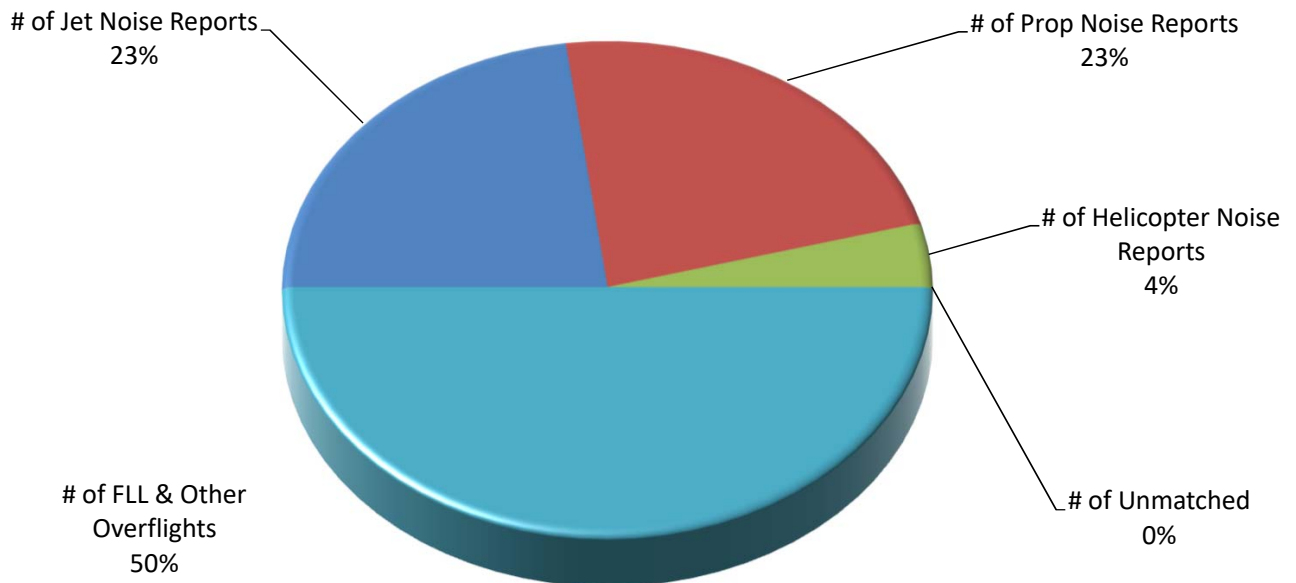
February 28, 2019

Monthly Operations over 80dB Per Airplane Type

Percentage of Departures Over 80 dB per Airpane Type: 0.3%



Monthly Noise Reports Per Airplane Type



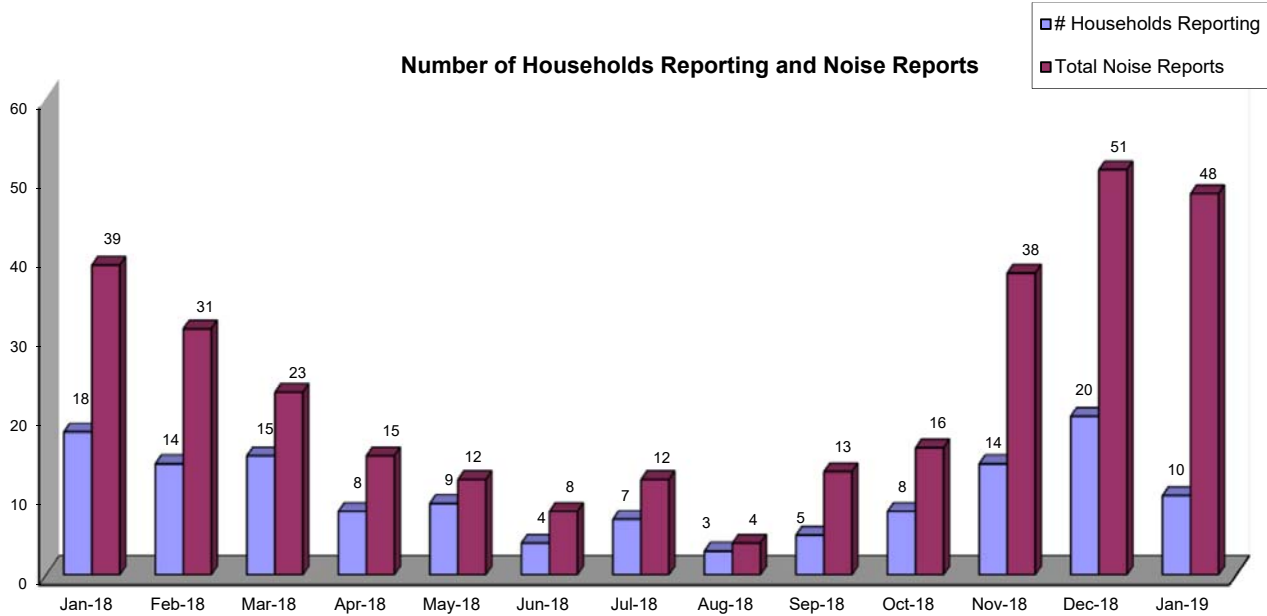
COOPERATIVE NOISE ABATEMENT EFFORT

February 28, 2019

Number of households that contacted FXE to report aircraft noise this month:

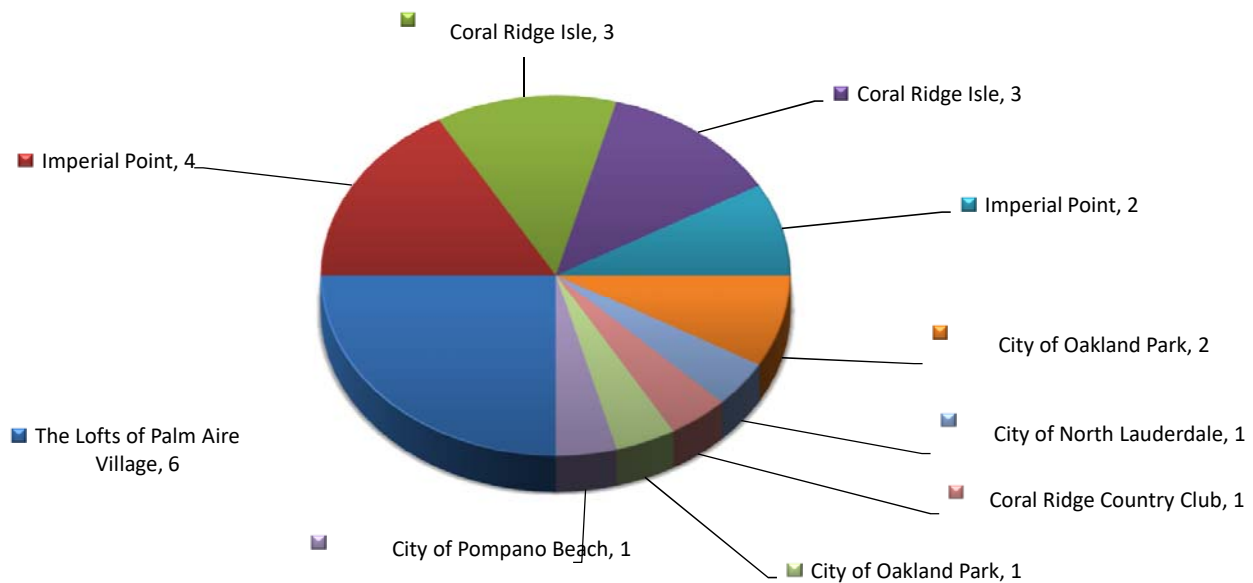
10

Number of Households Reporting and Noise Reports



Noise Reports by Households

10 Households Made 24 Aircraft Noise Reports or 50% of the 48 Total Noise Reports



COOPERATIVE NOISE ABATEMENT EFFORT

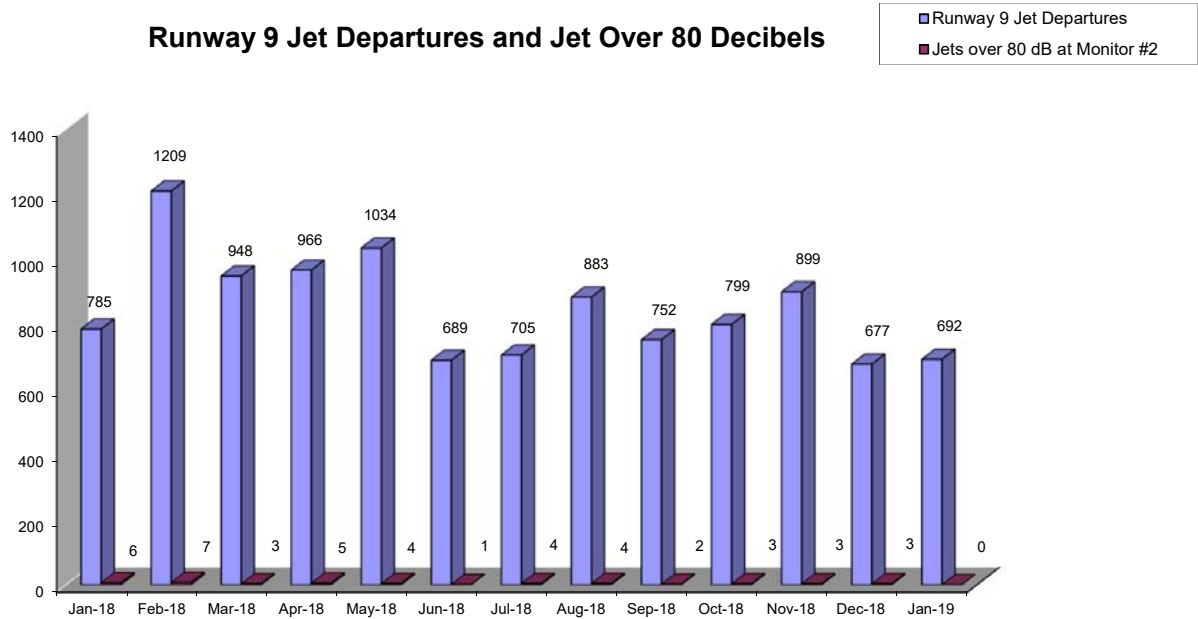
Month of January

February 28, 2019

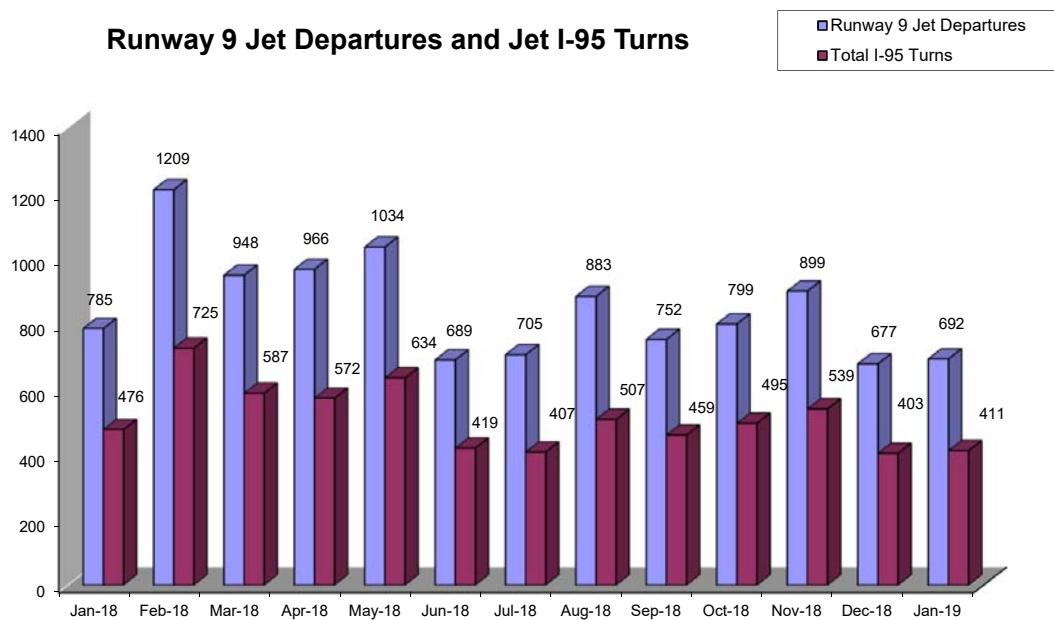
Number of Runway 9 Jet Departures over 80 decibels:

0

Runway 9 Jet Departures and Jet Over 80 Decibels



Runway 9 Jet Departures and Jet I-95 Turns




COOPERATIVE NOISE ABATEMENT EFFORT


Month of January

February 28, 2019

Percentage of Jet Departures Per Runway



UPDATE ITEM B

DATE: February 28, 2019
TO: Aviation Advisory Board
FROM: Rufus A. James, Airport Manager 
BY: Carlton M. Harrison, Assistant Airport Manager
SUBJECT: Development and Construction

12188 – ADMINISTRATION BUILDING RENOVATIONS

This project will expand and renovate the Administration Building at FXE. These renovations will incorporate energy saving techniques and green initiatives throughout the building along with technology and infrastructure updates. Currently Phase One is near completion with restroom remodeling, installation of HVAC systems, flooring and painting. Punchlist items are being resolved and the temporary certificate of occupancy is in progress. Once Phase One is completed, the contractor will move inside the Administration Building to begin the interior renovation portion of the project.

SPECIAL EVENTS

STEMFEST

On Saturday, March 9th the Airport will host Captain Barrington Irving's Flying Classroom to promote Aviation, Science, Technology, Engineering and Math (ASTEM) to students. The interactive event is for all ages and includes hands-on STEM lessons, static aircraft displays, a drone obstacle course, and science experiments.

Safety Expo

As part of the Airport's continued airfield safety initiatives and pilot outreach, FXE is proud to host the annual Aviation Safety Exposition on Saturday, March 23rd, welcoming the entire aviation community from South Florida area. Career pilots, general aviation pilots, student pilots, aircraft owners, and aircraft operators will enjoy a day packed with presenters, featured speakers, static aircraft displays, local colleges and other information of interest.

January 2019

Airport Operations	Jan-18	Jan-19
Total Operations	14,742	14,139
12 Month Cumulative	179,817	179,594
Operations 22:00 to 7:00	417	393
Average Operations per Night	13	12
Customs Operations	Jan-18	Jan-19
Total Aircraft Cleared	1,106	1,057
12 Month Cumulative	13,260	12,778
Total Passenger/Crew Cleared	4,895	4,460

**UPDATE ITEM B
PAGE 2 OF 2**

12 Month Cumulative 50,431 52,691

Helistop Operations

Jan-18 Jan-19


Total Operations 26 86

12 Month Cumulative 824 738

Date	Alert Level	AC Type	Problem
1/6/19	II	PA-31	Unsafe gear indication
1/8/19	I	PA-28	Engine out after landing
1/8/19	I	DA-20	Flat tire
1/10/19	I	DA-20	Flat tire

UPDATE ITEM C

DATE: February 28, 2019
TO: Aviation Advisory Board
FROM: Rufus A. James, Airport Mar
BY: Diana McDowell, Administrative Assistant II
SUBJECT: Arrearages



Rent

Lots 23, 24 – Cypress Commerce, Ltd.

- January 2018 Partial Rent (\$4,774.00)

Fuel Flowage

There are no arrearages to report.